

ANNUAL REPORT

Of

Company Name: Liberty Utilities (Gold Canyon Sewer) Corp
12725 W. Indian School Rd., Ste. D101

Mailing Address: Avondale AZ
85392

Docket No.: SW-02519A
For the Year Ended: 12/31/19

**RECEIVED
BY EMAIL**

4/23/2020, 04:36 PM
ARIZONA CORPORATION COMMISSION
UTILITIES DIVISION

WASTEWATER UTILITY

To

Arizona Corporation Commission

Due on April 15th

Email: rdelafuente@azcc.gov, mail or deliver the completed Annual Report to:
Arizona Corporation Commission
Compliance Section - Utilities Division
1200 West Washington Street
Phoenix, Arizona 85007

Application Type: Original Filing
Application Date: 4/15/2020

ARIZONA CORPORATION COMMISSION
 WASTEWATER UTILITY ANNUAL REPORT
 Liberty Utilities (Gold Canyon Sewer) Corp
 A Class **B** Utility

For the Calendar Year Ended: 12/31/19

Primary Address: 12725 W Indian School Rd, Ste D-101
 City: Avondale State: Arizona Zip Code: 85392

Telephone Number: 623-935-9367

Date of Original Organization of Utility: 2/22/1988

Person to whom correspondence should be addressed concerning this report:

Name: Leticia Washington
 Telephone No. : 623-935-9367
 Address: 12725 W Indian School Rd, Ste D-101
 City: Avondale State: Arizona Zip Code: 85392
 Email: Leticia.Washington@LibertyUtilities.com

Management Contact

Name: Matthew Garlick
 Telephone No. : 623-298-3763
 Address: 12725 W Indian School Rd, Ste D-101
 City: Avondale State: Arizona Zip Code: 85392
 Email: Matthew.Garlick@LibertyUtilities.com

On-Site Manager

Name: Eric Burkett
 Telephone No. : 480-983-1293
 Address: 6520 E Highway 60
 City: Gold Canyon State: Arizona Zip Code: 85118
 Email: Eric.Burkett@LibertyUtilities.com

NA

Name: NA
 Telephone No. : NA
 Address: NA
 City: NA State: Arizona Zip Code: NA
 Email: NA

NA

Name: NA
 Telephone No. : NA
 Address: NA
 City: NA State: Arizona Zip Code: NA
 Email: NA

Ownership: "C" Corporation

Counties Served: Pinal

Important changes during the year

No	For those companies not subject to the affiliated interest rules, has there been a change in ownership or direct control during the year? If yes, please provide specific details in the box below. NA
----	--

No	Has the company been notified by any other regulatory authorities during the year, that they are out of compliance? If yes, please provide specific details in the box below. NA
----	--

Utility Plant in Service (Wastewater)							
Account No.	Description	Beginning Year Original Cost	Current Year Additions	Current Year Retirements	Adjusted Original Cost	Accumulated Depreciation	OCLD (OC less AD)
101.2	Operating Leases	\$0	\$13,201	\$0	\$13,201	\$0	\$13,201
351	Organization	0	0	0	0	0	0
352	Franchises	0	0	0	0	0	0
353	Land and Land Rights	0	0	0	0	0	0
354	Structures and Improvements	14,846,885	5,228	0	14,852,113	9,909,753	4,942,361
355	Power Generation Equipment	236	0	0	236	63	173
360	Collections Wastewater - Force	218,126	0	0	218,126	62,189	155,936
361	Collections Wastewater - Gravity	495,850	13,689	0	509,539	153,101	356,439
362	Special Collecting Structures	19,067	0	0	19,067	8,581	10,486
363	Services to Customers	126,561	0	0	126,561	23,498	103,063
364	Flow Measuring Devices	102,948	0	0	102,948	46,904	56,044
365	Flow Measuring Installations	102,879	0	0	102,879	43,005	59,874
366	Reuse Services	56,694	0	0	56,694	34,926	21,768
367	Reuse Meters & Meter Installations	0	0	0	0	0	0
370	Receiving Wells	0	0	0	0	0	0
371	Pumping Equipment	835,759	19,637	2,369	853,027	353,905	499,122
374	Reuse Distribution Reservoirs	23,680	0	0	23,680	2,615	21,065
375	Reuse Trans. And Distr. Equipment	0	0	0	0	0	0
380	Treatment and Disposal Equipment	717,550	94,562	0	812,112	116,278	695,834
381	Plant Sewers	945	0	0	945	583	362
382	Outfall Sewer Lines	0	0	0	0	0	0
389	Other Plant and Misc. Equipment	6,715,442	0	0	6,715,442	3,509,292	3,206,150
390	Office Furniture and Equipment	173,703	7,179	0	180,882	70,265	110,617
390.1	Computer & Software	36,981	0	0	36,981	19,361	17,620
391	Transportation Equipment	63,855	0	0	63,855	62,124	1,731
392	Stores Equipment	0	0	0	0	0	0
393	Tools, Shop and Garage Equipment	72,238	1,585	0	73,823	24,368	49,455
394	Laboratory Equipment	30,927	2,659	1,704	31,882	6,306	25,576
395	Power Operated Equipment	88,743	0	0	88,743	49,478	39,265
396	Communication Equipment	69,545	0	0	69,545	36,244	33,301
397	Miscellaneous Equipment	8,662	0	0	8,662	3,682	4,981
398	Other Tangible Plant	25,093	0	0	25,093	12,546	12,547
	Totals	\$24,832,369	\$157,741	\$4,073	\$24,986,037	\$14,549,066	\$10,436,971

Instructions: Fill out the Grey Cells with the relevent information. Input 0 or none if there is nothing recorded in that account or there is no applicable information to report.

Liberty Utilities (Gold Canyon Sewer) Corp
Annual Report
Depreciation Expense for the Current Year (Wastewater)
12/31/19

Depreciation Expense for the Current Year (Wastewater)								
Account No.	Description	Beginning Year Original Cost	Current Year Additions	Current Year Retirements	Adjusted Original Cost	Fully Depreciated/Non-depreciable Plant	Depreciation Percentages	Depreciation Expense
101.2	Operating Leases	\$0	\$13,201	\$0	\$13,201	\$0	0.00%	\$0
351	Organization	0	0	0	0	0	0.00%	\$0
352	Franchises	0	0	0	0	0	0.00%	0
353	Land and Land Rights	0	0	0	0	0	0.00%	0
354	Structures and Improvements	14,846,885	5,228	0	14,852,113	0	3.33%	494,488
355	Power Generation Equipment	236	0	0	236	0	5.00%	12
360	Collections Wastewater - Force	218,126	0	0	218,126	0	2.00%	4,363
361	Collections Wastewater - Gravity	495,850	13,689	0	509,539	0	2.00%	10,054
362	Special Collecting Structures	19,067	0	0	19,067	0	2.00%	381
363	Services to Customers	126,561	0	0	126,561	0	2.00%	2,531
364	Flow Measuring Devices	102,948	0	0	102,948	3,460	10.00%	9,949
365	Flow Measuring Installations	102,879	0	0	102,879	0	10.00%	10,288
366	Reuse Services	56,694	0	0	56,694	0	2.00%	1,134
367	Reuse Meters & Meter Installations	0	0	0	0	0	8.33%	0
370	Receiving Wells	0	0	0	0	0	3.33%	0
371	Pumping Equipment	835,759	19,637	2,369	853,027	24,670	12.50%	102,465
374	Reuse Distribution Reservoirs	23,680	0	0	23,680	0	2.50%	592
375	Reuse Trans. And Distr. Equipment	0	0	0	0	0	2.50%	0
380	Treatment and Disposal Equipment	717,550	94,562	0	812,112	0	5.00%	38,242
381	Plant Sewers	945	0	0	945	0	5.00%	47
382	Outfall Sewer Lines	0	0	0	0	0	3.33%	0
389	Other Plant and Misc. Equipment	6,715,442	0	0	6,715,442	0	6.67%	447,920
390	Office Furniture and Equipment	173,703	7,179	0	180,882	1,202	6.67%	11,745
390.1	Computer & Software	36,981	0	0	36,981	0	20.00%	7,396
391	Transportation Equipment	63,855	0	0	63,855	57,451	20.00%	1,281
392	Stores Equipment	0	0	0	0	0	4.00%	0
393	Tools, Shop and Garage Equipment	72,238	1,585	0	73,823	0	5.00%	3,652
394	Laboratory Equipment	30,927	2,659	1,704	31,882	67	10.00%	3,134
395	Power Operated Equipment	88,743	0	0	88,743	0	5.00%	4,437
396	Communication Equipment	69,545	0	0	69,545	0	10.00%	6,954
397	Miscellaneous Equipment	8,662	0	0	8,662	0	10.00%	866
398	Other Tangible Plant	25,093	0	0	25,093	0	10.00%	2,509
	Subtotal	\$24,832,369	\$157,741	\$4,073	\$24,986,037	\$86,851		\$1,164,440

Contribution(s) in Aid of Construction (Gross) \$2,086,685
Less: Non Amortizable Contribution(s) 0
Fully Amortized Contribution(s) 0
Amortizable Contribution(s) **\$2,086,685**
Times: Proposed Amortization Rate 4.68%
Amortization of CIAC \$97,586

Less: Amortization of CIAC

DEPRECIATION EXPENSE

Instructions: Fill out the Grey Cells with the relevent information. Input 0 or none if there is nothing recorded in that account or there is no applicable information to report.

Liberty Utilities (Gold Canyon Sewer) Corp
Annual Report
Balance Sheet Assets
12/31/19

Balance Sheet Assets				
	Assets		Balance at Beginning of Year (2019)	Balance at End of Year (2019)
Account No.	Current and Accrued Assets			
131	Cash		\$145	\$17,509
132	Special Deposits		521,594	532,966
135	Temporary Cash Investments		0	0
141	Customer Accounts Receivable		96,677	77,908
142	Other Accounts Receivable		(132,520)	(132,520)
143	Accumulated Provision for Uncollectable Accounts		(16,431)	(6,188)
146	Notes Receivable from Associated Companies		0	0
151	Plant Material and Supplies		0	0
162	Prepayments		12,967	8,756
173	Accrued Utility Revenue		327,916	419,377
174	Miscellaneous Current and Accrued Assets		0	0
	Total Current and Accrued Assets		\$810,348	\$917,808
	Deferred Debits			
186.1	Deferred Rate Case Expense		\$81,020	\$6,232
186.2	Other Deferred Debits		0	0
	Total Deferred Debits		\$81,020	\$6,232
	Fixed Assets			
101	Utility Plant in Service*		\$24,832,369	\$24,986,037
103	Property Held for Future Use		0	0
105	Construction Work in Progress		1,018,684	1,144,250
108	Accumulated Depreciation (enter as negative)*		(13,380,702)	(14,549,066)
121	Non-Utility Property		0	0
122	Accumulated Depreciation - Non Utility		0	0
	Total Fixed Assets		\$12,470,352	\$11,581,221
	Total Assets		\$13,361,719	\$12,505,261

Instructions: Fill out the Grey Cells with the relevant information. Input 0 or none if there is nothing recorded in that account or there is no applicable information to report.

Note these items feed automatically from the adjusted end of year balance from AR4.

Liberty Utilities (Gold Canyon Sewer) Corp
Annual Report
Balance Sheet Liabilities and Owners Equity

Balance Sheet Liabilities and Owners Equity				
	Liabilities		Balance at Beginning of Year (2019)	Balance at End of Year (2019)
Account No.	Current Liabilities			
231	Accounts Payable		(\$140)	\$767
232	Notes Payable (Current Portion)		0	0
234	Notes Payable to Associated Companies		(6,682,251)	(8,525,798)
235	Customer Deposits		0	62,512
236	Accrued Taxes		0	0
237	Accrued Interest		2,929	2,929
241	Miscellaneous Current and Accrued Liabilities		81,670	122,467
	Total Current Liabilities		(\$6,213,744)	(\$8,337,124)
	Long Term Debt			
224	Long Term Debt (Notes and Bonds)		\$0	\$0
	Total Long Term Debt		\$0	\$0
	Deferred Credits			
252	Advances in Aid of Construction		\$1,733,995	\$1,685,531
253	Other Deferred Credits		384,048	490,041
255	Accumulated Deferred Investment Tax Credits		0	0
271	Contributions in Aid of Construction		2,086,685	2,086,685
272	Less: Amortization of Contributions		(870,992)	(945,122)
281	Accumulated Deferred Income Tax		670,068	5,807,737
	Total Deferred Credits		\$4,003,803	\$9,124,872
	Total Liabilities		(\$2,593,989)	\$787,748
	Capital Accounts			
201	Common Stock Issued		\$9,806,233	\$14,756,282
211	Other Paid-In Capital		4,950,049	0
215	Retained Earnings		1,199,425	(3,038,770)
218	Proprietary Capital (Sole Props and Partnerships)		0	0
	Total Capital		\$15,955,708	\$11,717,512
	Total Liabilities and Capital		\$13,361,719	\$12,505,261

Instructions: Fill out the Grey Cells with the relevant information. Input 0 or none if there is nothing recorded in that account or there is no applicable information to report.

Note: Total liabilities and Capital must match total assets for the beginning and end of the year!

Liberty Utilities (Gold Canyon Sewer) Corp
Annual Report
Wastewater Comparative Income Statement
12/31/19

Wastewater Comparative Income Statement			
Account No.	Calendar Year	Current Year 01/01/2019 -	Last Year 01/01/2018 -
	Operating Revenue		
521	Flat Rate Revenues	\$4,012,523	\$3,920,606
522	Measured Revenues	131,813	121,853
534	Rents from Wastewater Property	0	0
536	Other Wastewater Revenues	29,826	22,933
420	AFUDC Income	0	0
	Total Revenues	\$4,174,162	\$4,065,392
	Operating Expenses		
701	Salaries and Wages	\$0	\$0
704	Employee Pensions and Benefits	0	0
710	Purchased Wastewater Treatment	16,353	13,684
711	Sludge Removal Expense	77,368	72,070
715	Purchased Power	90,101	103,634
716	Fuel for Power Production	0	0
718	Chemicals	74,728	72,643
720	Materials and Supplies	23,821	17,584
720.1	Repairs and Maintenance	0	0
720.2	Office Supplies and Expense	0	0
721	Office Expense	15,917	28,506
731	Contractual Services -Engineering	0	0
732	Contractual Services - Accounting	16,180	20,676
733	Contractual Services - Legal	2,131	147
734	Contractual Services - Management Fees	781,848	779,192
735	Contractual Services - Testing	20,136	24,277
736	Contractual Services - Other	556,661	487,066
740	Rents - Building	8,985	10,913
742	Rents - Equipment	4,478	4,193
750	Transportation Expenses	29,900	11,406
757	Insurance - General Liability	17,413	21,880
758	Insurance - Worker's Compensation	0	0
759	Insurance - Other	0	0
760	Advertising Expense	0	0
766	Regulatory Commission Expense - Rate Case	0	0
767	Regulatory Commission Expense - Other	74,788	68,555
770	Bad Debt Expense	(321)	17,305
775	Miscellaneous Expense	93,637	47,360
403	Depreciation Expense (From Schedule AR4)	1,066,854	1,089,438
408	Taxes Other Than Income	0	0
408.11	Property Taxes	227,301	235,355
408.12	Payroll Taxes	0	0
409	Income Taxes	219,377	0
	Total Operating Expenses	\$3,417,656	\$3,125,887
	Operating Income / (Loss)	\$756,506	\$939,505
	Other Income / (Expense)		
414	Gain (Loss) on Dispositions	\$0	\$0
419	Interest and Dividend Income	0	0
421	Non-Utility Income	0	0
426	Miscellaneous Non-Utility (Expense)	0	0
427	Interest (Expense)	(4,020)	(358)
	Total Other Income / (Expense)	(\$4,020)	(\$358)
	Net Income / (Loss)	\$752,486	\$939,146

Instructions: Fill out the Grey Cells with the relevant information. Input 0 or none if there is nothing recorded in that account or there is no applicable information to report.

Full time equivalent employees

	Direct Company	Allocated	Outside service	Total
President	0.0	0.1	0.0	0.1
Vice-president	0.0	0.0	0.0	0.0
Manager	0.0	1.1	0.0	1.1
Engineering Staff	0.0	0.4	0.0	0.4
System Operator(s)	0.0	2.8	0.0	2.8
Customer Service	0.0	1.6	0.0	1.6
Accounting	0.0	0.8	0.0	0.8
Business Office	0.0	0.3	0.0	0.3
Rates Department	0.0	0.2	0.0	0.2
Administrative Staff	0.0	0.0	0.0	0.0
Other	0.0	0.2	0.0	0.2
Total	0.0	7.6	0.0	7.6

Instructions: Fill out the Grey Cells with the relevant information. Input 0 or none if there is nothing recorded in that account or there is no applicable information to report. A full-time employee is based on 2080 total hours per year. Please calculate partial employees using 2080 hours.

Supplemental Financial Data (Long-Term Debt)				
	Loan #1	Loan #2	Loan #3	Loan #4
Date Issued	NA	NA	NA	NA
Source of Loan	NA	NA	NA	NA
ACC Decision No.	NA	NA	NA	NA
Reason for Loan	NA	NA	NA	NA
Dollar Amt. Issued	NA	NA	NA	NA
Amount Outstanding	NA	NA	NA	NA
Date of Maturity	NA	NA	NA	NA
Interest Rate	NA	NA	NA	NA
Current Year Interest	NA	NA	NA	NA
Current Year Principal	NA	NA	NA	NA

Meter Deposit Balance at Test Year End:	\$0
---	-----

Meter Deposits Refunded During the Test Year:	\$0
---	-----

List all bonds, notes, loans, and other types of indebtedness in which the proceeds were used in the provision of public utility service. Indebtedness incurred for personal uses by the owner of the utility should not be listed. Input 0 or none if there is nothing to report for that cell.

Wastewater Utility Plant Description	
Name of System:	Liberty Utilities (Gold Canyon Sewer) Corp
Wastewater Inventory Number (if applicable):	100217
Type of Treatment	Extended Aeration
Design Capacity of Plant (Gallons per day)	1.9 MGD

LIFT STATION FACILITIES					
Location	Quantity of Pumps	Horsepower Per Pump	Rated Capacity Per Pump (GPM)	Wet Well Capacity (gals)	Year Constructed
Peralta	4	2@88 & 2@20	2@875, 2@1350	3335	1999
GC RV Park	2	20	700	2500	1999
Superstition Mountain	2	9.4	300	1200	2007
Hieroglyphics Trail	2	5.4	180	1200	2005
NA	NA	NA	NA	NA	NA
NA	NA	NA	NA	NA	NA
NA	NA	NA	NA	NA	NA
NA	NA	NA	NA	NA	NA
NA	NA	NA	NA	NA	NA
NA	NA	NA	NA	NA	NA
NA	NA	NA	NA	NA	NA
NA	NA	NA	NA	NA	NA
NA	NA	NA	NA	NA	NA
NA	NA	NA	NA	NA	NA
NA	NA	NA	NA	NA	NA
NA	NA	NA	NA	NA	NA

FORCE MAINS		
Size	Material	Length (Feet)
Unknown	PVC/DIP	1,982
1.5 inch	PVC/DIP	3,853
2 inch	PVC/DIP	9,694
2.5 inch	PVC/DIP	1,810
3 inch	PVC/DIP	9,705
4 inch	PVC/DIP	1,032
8 inch	PVC/DIP	5,773
12 Inch	PVC/DIP	14,285
NA	NA	NA

MANHOLES	
Type	Quantity
Standard	1,841
Drop	53

CLEANOUTS	
Quantity	
112	
NA	
NA	
NA	

Note: If you are filing for more than one system, please provide separate sheets for each system.

Instructions: Fill out the Grey Cells with the relevant information. Input 0 or none if there is nothing recorded in that account or there is no applicable information to report. Copy and paste this sheet as many times as is necessary.

Wastewater Utility Plant Description (Continued)					
GRAVITY MAINS			SERVICES/LATERALS		
Sizes (inches)	Material	Length (feet)	Size (inches)	Material	Quantity
4	PVC/DIP	18,407	4	PVC	7,918
6	PVC/DIP	23,503	6	PVC	42
8	PVC/DIP	394,716	NA	NA	NA
10	PVC/DIP	13,417	NA	NA	NA
12	PVC/DIP	12,290	NA	NA	NA
15	PVC/DIP	0	NA	NA	NA
18	PVC/DIP	2,826	NA	NA	NA
NA	PVC/DIP	10,857	NA	NA	NA
NA	NA	NA	NA	NA	NA
NA	NA	NA	NA	NA	NA
NA	NA	NA	NA	NA	NA
NA	NA	NA	NA	NA	NA
NA	NA	NA	NA	NA	NA
NA	NA	NA	NA	NA	NA
NA	NA	NA	NA	NA	NA
NA	NA	NA	NA	NA	NA
NA	NA	NA	NA	NA	NA

For the following five items, list the utility owned assets in each category for each system.

SOLIDS PROCESSING AND HANDLING FACILITIES	Flex Rake, Rotary Drum thickener, Belt Press, Dumpster building, Aerobic Digester
DISINFECTION EQUIPMENT (Chlorinator, Ultra-Violet, Etc.)	65ft x 30ft x 12ft contact chamber with injection, mixing equipment, and 000 gallon chlorine tank
FILTRATION EQUIPMENT (Rapid Sand, Slow Sand, Activated Carbon, Etc.)	(2) Aqua-Aerobic cloth disk filters
STRUCTURES (Buildings, Fences, Etc.)	Office building, Blower building, Head Works building, Maintenance building, extended block wall, (2) clarifiers, (2) bio-reactors, (2) equalization basins, flow diversion structure.
Other (Laboratory Equipment, Tools, Vehicles, Standby, Power Generators, Etc.)	(3) trucks, (1) john deere tractor, (1) Case backhoe, (1) Bobcat loader, (1) Gator ATV

Note: If you are filing for more than one system, please provide separate sheets for each system.

Instructions: Fill out the Grey Cells with the relevant information. Input 0 or none if there is nothing recorded in that account or there is no applicable information to report. Copy and paste this sheet as many times as is necessary.

Wastewater Flows					
Month	Number of Services	Total Monthly Sewage Flow (Gallons)	Sewage Flow on Peak Day	Purchased Power Expense ¹	Purchased Power (kWh) ²
January	5,402	25,901,000	914,000	\$7,117	85,800
February	5,403	25,307,000	1,122,000	6,871	85,500
March	5,406	27,528,000	965,000	6,482	96,600
April	5,397	20,950,000	835,000	9,108	87,600
May	5,392	15,757,000	626,000	8,935	86,700
June	5,432	13,687,000	531,000	7,968	78,600
July	5,444	12,871,000	458,000	8,576	71,400
August	5,472	13,904,000	506,000	8,135	72,300
September	5,517	14,263,000	589,000	6,731	77,700
October	5,526	16,826,000	618,000	8,253	79,500
November	5,506	19,954,000	769,000	5,385	75,900
December	5,514	21,624,000	875,000	6,540	82,500
	Totals	228,572,000	8,808,000	\$90,101	980,100

Provide the following information as applicable per wastewater system:

Method of Effluent Disposal	Reuse
Groundwater Permit Number	71-591929.0000
ADEQ Aquifer Protection Permit ("APP") Number	100217
ADEQ Reuse Permit Number	R105784
EPA NPDES Permil Number	AZIF 26409
APP Effluent Treatment Requirement (Class)?	A+
Permitted Flow Rate	1.9 MGD
Permitted Organic Capacity	NA
Hydraulic Capacity	NA
Type of Biological Treatment	Membrane Bio Reactor (MBR)

In the space below, list all violations within the past 12 months:

Method of Effluent Disposal - Reuse and Grondwater Recharge.

Note: If you are filing for more than one system, please provide separate sheets for each system.

1 Enter the total purchased power costs for the power meters associated with this system.

2 Enter the total purchased kWh used by the power meters associated with this system.

Instructions: Fill out the Grey Cells with the relevent information. Input 0 or none if there is nothing recorded in that account or there is no applicable information to report.

Other Wastewater System Information

Provide a calculation used to determine the value of one wastewater equivalent residential connection (ERC).

Use one of the following methods:

- (a) If actual flow data are available from the preceding 12 months, divide the total annual single family residence (SFR) gallons sold by the average number of single family residence customers for the same period and divide the result by 365 days.
- (b) If no historical flow data are available, use:
$$\text{ERC} = (\text{Total SFR gallons treated (Omit 000)} / 365 \text{ days} / 280 \text{ gallons per day})$$

For wastewater only utilities:

Subtract all general use and other non residential customer gallons from the total gallons treated. Divide the remainder (SFR customers) by 365 days to reveal single family residence customer gallons per day.

NOTE: Total gallons treated includes both treated and purchased treatment.

ERC
Method used:

What is the present system connection capacity (in ERCs *) using existing lines?

What is the future system connection capacity (in ERCs *) upon service area buildout?

Describe any plans and estimated completion dates for any enlargements or improvements of this system.

Replace ladder screen, upgrade SCADA, replace belt press. Completion Date 12/31/20. There are two new planned communities coming on board; Peralta Canyon Phase II and Kings Ranch. They have planned for 374 & 63 ERCs respectively. Build out will likely be completed in the next 10 years.

If the utility uses reuse as a means of effluent disposal, attach a list of the reuse end users and the amount of reuse provided to each, if known.

Attached "Gold Canyon Reuse 2019 Attachment.xlsx"

If the utility does not engage in reuse, has a reuse feasibility study been completed?

If so, when?

NA

Liberty Utilities (Gold Canyon Sewer) Corp
 Annual Report
 Utility Shutoffs / Disconnects
 12/31/19

Utility Shutoffs / Disconnects	
Name of System:	Liberty Utilities (Gold Canyon Sewer) Corp
Wastewater Inventory Number (if applicable):	100217

Month	Termination without Notice R14-2-609.B	Termination with Notice R14-2-609.C	Other
January	0	0	0
February	0	0	0
March	0	0	0
April	0	0	0
May	0	0	0
June	0	0	0
July	0	0	0
August	0	0	0
September	0	0	0
October	0	0	0
November	0	0	0
December	0	0	0
Total	0	0	0

Other (description):

NA

Instructions: Fill out the Grey Cells with the relevent information. Input 0 or none if there is nothing recorded in that account or there is no applicable information to report.

Liberty Utilities (Gold Canyon Sewer) Corp
Annual Report
Property Taxes
12/31/19

Property Taxes	
----------------	--

Amount of actual property taxes paid during Calendar Year 2018 was	
--	--

\$227,301

If no property taxes paid, explain why.

NA

Instructions: Fill out the Grey Cells with the relevent information. Input 0 or none if there is nothing recorded in that account or there is no applicable information to report.

Verification and Sworn Statement (Taxes)

Verification: State of Arizona I, the undersigned of the
(state name)

County of (county name): Pinal
Name (owner or official) title: Matthew Garlick, President AZ
Company name: Liberty Utilities (Gold Canyon Sewer) Corp

DO SAY THAT THIS ANNUAL UTILITY PROPERTY TAX AND SALES TAX REPORT TO THE ARIZONA CORPORATION COMMISSION.

FOR THE YEAR ENDING: 12/31/19

HAS BEEN PREPARED UNDER MY DIRECTION, FROM THE ORIGINAL BOOKS, PAPERS AND RECORDS OF SAID UTILITY; THAT I HAVE CAREFULLY EXAMINED THE SAME, AND DECLARE THE SAME TO BE A COMPLETE AND CORRECT STATEMENT OF BUSINESS AND AFFAIRS OF SAID UTILITY FOR THE PERIOD COVERED BY THIS REPORT IN RESPECT TO EACH AND EVERY MATTER AND THING SET FORTH, TO THE BEST OF MY KNOWLEDGE, INFORMATION AND BELIEF.

Sworn Statement: I HEREBY ATTEST THAT ALL PROPERTY TAXES FOR SAID COMPANY ARE CURRENT AND PAID IN FULL.

I HEREBY ATTEST THAT ALL SALES TAXES FOR SAID COMPANY ARE CURRENT AND PAID IN FULL.

**RECEIVED
BY EMAIL**

Matthew Garlick
signature of owner/official

4/23/2020, 04:36 PM

623-298-3763

ARIZONA CORPORATION COMMISSION
UTILITIES DIVISION

telephone no.

SUBSCRIBED AND SWORN TO BEFORE ME A NOTARY PUBLIC
IN AND FOR THE COUNTY

THIS

15th


DAY OF

Maricopa
(county name)
April 2020
(month) and (year)

MY COMMISSION EXPIRES

April 13, 2022
(date)

Virginia P. Covarrubias
(signature of notary public)



Verification and Sworn Statement

Verification:

State of Arizona, the undersigned of the
(state name)
County of (county name): Pinal
Name (owner or official) title: Matthew Garlick, President AZ
Company name: Liberty Utilities (Gold Canyon Sewer) Corp

DO SAY THAT THIS ANNUAL UTILITY PROPERTY TAX AND SALES TAX REPORT TO THE ARIZONA CORPORATION COMMISSION.

FOR THE YEAR ENDING: 12/31/19

HAS BEEN PREPARED UNDER MY DIRECTION, FROM THE ORIGINAL BOOKS, PAPERS AND RECORDS OF SAID UTILITY; THAT I HAVE CAREFULLY EXAMINED THE SAME, AND DECLARE THE SAME TO BE A COMPLETE AND CORRECT STATEMENT OF BUSINESS AND AFFAIRS OF SAID UTILITY FOR THE PERIOD COVERED BY THIS REPORT IN RESPECT TO EACH AND EVERY MATTER AND THING SET FORTH, TO THE BEST OF MY KNOWLEDGE, INFORMATION AND BELIEF.

Sworn Statement: IN ACCORDANCE WITH THE REQUIREMENTS OF TITLE 40, ARTICLE 8, SECTION 40-401, ARIZONA REVISED STATUTES, IT IS HEREIN REPORTED THAT THE GROSS OPERATING REVENUE OF SAID UTILITY DERIVED FROM ARIZONA INTRASTATE UTILITY OPERATIONS DURING THE CALENDAR YEAR WAS:

Arizona Intrastate Gross Operating Revenues Only (\$)

\$4,174,162

(The amount in the box above includes

\$0 in sales taxes
billed or collected)

RECEIVED
BY EMAIL

4/23/2020, 04:36 PM

ARIZONA CORPORATION COMMISSION
UTILITIES DIVISION

Matthew Garlick
signature of owner/official

623-298-3763

telephone no.

SUBSCRIBED AND SWORN TO BEFORE ME A NOTARY PUBLIC
IN AND FOR THE COUNTY

THIS

15th

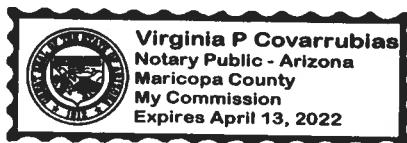
DAY OF

Maricopa
(county name)

April 2020
(month) and (year)

MY COMMISSION EXPIRES

April 13, 2022
(date)



Virginia P. Covarrubias
(signature of notary public)

Verification and Sworn Statement (Residential Revenue)

Verification:

State of Arizona I, the undersigned of the
(state name)

County of (county name): Pinal
Name (owner or official) title: Matthew Garlick, President AZ
Company name: Liberty Utilities (Gold Canyon Sewer) Corp

DO SAY THAT THIS ANNUAL UTILITY PROPERTY TAX AND SALES TAX REPORT TO THE ARIZONA CORPORATION COMMISSION.

FOR THE YEAR ENDING: 12/31/19

HAS BEEN PREPARED UNDER MY DIRECTION, FROM THE ORIGINAL BOOKS, PAPERS AND RECORDS OF SAID UTILITY; THAT I HAVE CAREFULLY EXAMINED THE SAME, AND DECLARE THE SAME TO BE A COMPLETE AND CORRECT STATEMENT OF BUSINESS AND AFFAIRS OF SAID UTILITY FOR THE PERIOD COVERED BY THIS REPORT IN RESPECT TO EACH AND EVERY MATTER AND THING SET FORTH, TO THE BEST OF MY KNOWLEDGE, INFORMATION AND BELIEF.

Sworn Statement: IN ACCORDANCE WITH THE REQUIREMENTS OF TITLE 40, ARTICLE 8, SECTION 40-401, ARIZONA REVISED STATUTES, IT IS HEREIN REPORTED THAT THE GROSS OPERATING REVENUE OF SAID UTILITY DERIVED FROM ARIZONA INTRASTATE UTILITY OPERATIONS RECEIVED FROM RESIDENTIAL CUSTOMERS DURING THE CALENDAR YEAR WAS:

Arizona Intrastate Gross Operating Revenues Only (\$)

\$3,788,120

(The amount in the box above includes

\$0 in sales taxes
billed or collected)

**RECEIVED
BY EMAIL**

4/23/2020, 04:36 PM

ARIZONA CORPORATION COMMISSION
UTILITIES DIVISION

Matthew Garlick

signature of owner/official

623-298-3763

telephone no.

SUBSCRIBED AND SWORN TO BEFORE ME A NOTARY PUBLIC
IN AND FOR THE COUNTY

Maricopa
(county name)

THIS

15th

DAY OF

April 2020
(month) and (year)

MY COMMISSION EXPIRES

April 13, 2022
(date)



Virginia P. Covarrubias
(signature of notary public)

Gross-up Sharing Method for Income Tax Statement of Certification

Verification:

State of Arizona I, the undersigned of the
(state name)

County of (county name): Pinal
Name (owner or official) title: Matthew Garlick, President AZ
Company name: Liberty Utilities (Gold Canyon Sewer) Corp

FOR THE YEAR ENDING: 12/31/19

Sworn Statement: IN ACCORDANCE WITH THE REQUIREMENTS OF DECISION NO. 77084, BECAUSE THE UTILITY REQUIRES THE GROSS UP OF ADVANCES AND CONTRIBUTIONS, I HEREBY STATE THAT THE UTILITY HAS NOT INCURRED NOR IS EXPECTED TO INCUR A NET INCREASE IN CURRENT INCOME TAX EXPENSE OR A DECREASE IN DEFERRED TAX ASSET FOR A CARRY FORWARD ACCORDING TO GAAP IN AN AMOUNT EQUAL TO OR GREATER THAN THE AMOUNT OF THE REQUIRED GROSS UP PAID BY DEVELOPERS IN THE PERIOD COVERED BY THIS ANNUAL REPORT.

RECEIVED
BY EMAIL

4/23/2020, 04:36 PM
ARIZONA CORPORATION COMMISSION
UTILITIES DIVISION

Matthew Garlick
signature of owner/official

623-298-3763
telephone no.


SUBSCRIBED AND SWORN TO BEFORE ME A NOTARY PUBLIC
IN AND FOR THE COUNTY

Maricopa
(county name)

THIS 15th DAY OF April 2020
(month) and (year)

MY COMMISSION EXPIRES April 13, 2022
(date)

Virginia P. Covarrubias
(signature of notary public)



LIBERTY UTILITIES (GOLD CANYON SEWER) REUSE 2019

	GCRV (MGD)	MTN BROOKE (MGD)	GC GOLD COURSE	SUPERSTITION
JAN	0.626	1.013	0	0
FEB	0.324	1.231	0	0
MAR	0.923	3.918	0	0
APR	2.228	7.152	0	0
MAY	2.202	8.284	0	0
JUNE	2.694	4.301	0	0
JULY	3.405	6.6	0	0
AUG	3.144	3.174	0	0
SEPT	1.4	2.487	0	0
OCT	2.457	0	0	0
NOV	1.284	5.129	0	0
DEC	0.617	7.902	0	0
YEARLY TOTALS	21.304	51.191	0	0