

ANNUAL REPORT

Of

Company Name: Liberty Utilities (Litchfield Park Water and Sewer) Corp
12725 W. Indian School Rd., Ste. D101

Mailing Address: Avondale AZ
85392

Docket No.: SW-01428A
For the Year Ended: 12/31/16

RECEIVED
JUN 06 2017

ARIZONA CORP COMMISSION
UTILITIES DIVISION - DIRECTOR'S OFFICE

WASTEWATER UTILITY

To

Arizona Corporation Commission

Due on April 15th

Email: rdela Fuente@azcc.gov, mail or deliver the completed Annual Report to:
Arizona Corporation Commission
Compliance Section - Utilities Division
1200 West Washington Street
Phoenix, Arizona 85007

Application Type: Original Filing
Application Date: 5/19/17

6-6-17

ARIZONA CORPORATION COMMISSION
WASTEWATER UTILITY ANNUAL REPORT
Liberty Utilities (Litchfield Park Water and Sewer) Corp
A Class A Utility

1. For the Calendar Year Ended:

2. Address:
City: State: Zip Code:

3. Telephone Number:

4. Date of Original Organization of Utility:

5. Person to whom correspondence should be addressed concerning this report:

Name:
Telephone No. :
Address:
City: State: Zip Code:
Email:

6. On-Site Manager:

Name:
Telephone No. :
Address:
City: State: Zip Code:
Email:

7. Ownership:

8. Counties Served:

Liberty Utilities (Litchfield Park Water and Sewer) Corp
Annual Report
Utility Plant in Service (Wastewater)
12/31/16

Utility Plant in Service (Wastewater)							
Account No.	Description	Beginning Year Original Cost	Current Year Additions	Current Year Retirements	Adjusted Original Cost	Accumulated Depreciation	OCLD (OC less AD)
351	Organization	\$0	\$0	\$0	\$0	\$0	\$0
352	Franchises	27,447	0	0	27,447	0	27,447
353	Land and Land Rights	1,897,876	0	0	1,897,876	0	1,897,876
354	Structures and Improvements	20,210,960	69,635	18,448	20,262,147	5,973,038	14,289,109
355	Power Generation Equipment	598,133	2,019	0	600,152	339,253	260,900
360	Collections Wastewater - Force	1,162,596	560,646	13,584	1,709,658	351,323	1,358,335
361	Collections Wastewater - Gravity	33,032,742	18,002	68,679	32,982,065	7,467,754	25,514,311
362	Special Collecting Structures	0	0	0	0	0	0
363	Services to Customers	239,844	37,664	5,739	271,769	25,837	245,932
364	Flow Measuring Devices	146,613	0	0	146,613	102,740	43,873
365	Flow Measuring Installations	0	0	0	0	0	0
366	Reuse Services	4,078,136	0	0	4,078,136	1,443,864	2,634,272
367	Reuse Meters & Meter Installations	47,075	0	0	47,075	18,403	28,672
370	Receiving Wells	860,393	0	0	860,393	408,140	452,253
371	Pumping Equipment	1,435,248	209,391	67,729	1,576,910	785,311	791,599
374	Reuse Distribution Reservoirs	62,825	0	0	62,825	15,438	47,387
375	Reuse Trans. And Distr. Equipment	420,334	7,125	0	427,459	89,082	338,377
380	Treatment and Disposal Equipment	10,303,934	405,604	114,826	10,594,712	3,825,946	6,768,766
381	Plant Sewers	377,840	11,168	0	389,008	92,062	296,946
382	Outfall Sewer Lines	343,681	0	0	343,681	163,227	180,454
389	Other Plant and Misc. Equipment	920,800	0	47,133	873,667	57,808	815,859
390	Office Furniture and Equipment	269,001	9,574	7,898	270,677	174,963	95,714
390.1	Computer & Software	2,403	0	0	2,403	961	1,442
391	Transportation Equipment	283,372	54,519	7,419	330,472	106,169	224,303
392	Stores Equipment	12,468	(3,500)	0	8,968	5,083	3,885
393	Tools, Shop and Garage Equipment	280,561	11,096	0	291,657	58,154	233,503
394	Laboratory Equipment	186,023	6,229	1,166	191,086	169,482	21,604
395	Power Operated Equipment	6,605	168,751	0	175,356	4,935	170,421
396	Communication Equipment	420,421	3,669	0	424,090	401,730	22,360
397	Miscellaneous Equipment	0	157,139	0	157,139	359,695	(202,556)
398	Other Tangible Plant	0	0	0	0	0	0
	Totals	\$77,627,331	\$1,728,731	\$352,621	\$79,003,441	\$22,440,396	\$56,563,045

Instructions: Fill out the Grey Cells with the relevant information. Input 0 or none if there is nothing recorded in that account or there is no applicable information to report.

Liberty Utilities (Litchfield Park Water and Sewer) Corp
Annual Report
Depreciation Expense for the Current Year (Wastewater)
12/31/16

Depreciation Expense for the Current Year (Wastewater)								
Account No.	Description	Beginning Year Original Cost	Current Year Additions	Current Year Retirements	Adjusted Original Cost	Fully Depreciated/Non-depreciable Plant	Depreciation Percentages	Depreciation Expense
351	Organization	\$0	\$0	\$0	\$0	\$0	0.00%	\$0
352	Franchises	27,447	0	0	27,447	\$27,447	0.00%	0
353	Land and Land Rights	1,897,876	0	0	1,897,876	\$1,897,876	0.00%	0
354	Structures and Improvements	20,210,960	69,635	18,448	20,262,147	\$0	3.33%	671,659
355	Power Generation Equipment	598,133	2,019	0	600,152	\$0	5.00%	29,957
360	Collections Wastewater - Force	1,162,596	560,646	13,584	1,709,658	\$0	2.00%	124,728
361	Collections Wastewater - Gravity	33,032,742	18,002	68,679	32,982,065	\$0	2.00%	658,264
362	Special Collecting Structures	0	0	0	0	\$0	2.00%	0
363	Services to Customers	239,844	37,664	5,739	271,769	\$0	2.00%	7,815
364	Flow Measuring Devices	146,613	0	0	146,613	\$133,392	10.00%	10,738
365	Flow Measuring Installations	0	0	0	0	\$0	10.00%	0
366	Reuse Services	4,078,136	0	0	4,078,136	\$0	2.00%	81,563
367	Reuse Meters & Meter Installations	47,075	0	0	47,075	\$0	8.33%	3,923
370	Receiving Wells	860,393	0	0	860,393	\$0	3.33%	28,680
371	Pumping Equipment	1,435,248	209,391	67,729	1,576,910	\$0	12.50%	176,891
374	Reuse Distribution Reservoirs	62,825	0	0	62,825	\$0	2.50%	1,571
375	Reuse Trans. And Distr. Equipment	420,334	7,125	0	427,459	\$0	2.50%	10,776
380	Treatment and Disposal Equipment	10,303,934	405,604	114,826	10,594,712	\$0	5.00%	529,398
381	Plant Sewers	377,840	11,168	0	389,008	\$0	5.00%	19,624
382	Outfall Sewer Lines	343,681	0	0	343,681	\$0	6.67%	11,456
389	Other Plant and Misc. Equipment	920,800	0	47,133	873,667	\$0	6.67%	59,925
390	Office Furniture and Equipment	269,001	9,574	7,898	270,677	\$0	20.00%	18,166
390.1	Computer & Software	2,403	0	0	2,403	\$0	20.00%	481
391	Transportation Equipment	283,372	54,519	7,419	330,472	\$0	4.00%	57,008
392	Stores Equipment	12,468	(3,500)	0	8,968	\$0	5.00%	359
393	Tools, Shop and Garage Equipment	280,561	11,096	0	291,657	\$0	10.00%	14,539
394	Laboratory Equipment	186,023	6,229	1,166	191,086	\$175,045	5.00%	10,729
395	Power Operated Equipment	6,605	168,751	0	175,356	\$0	10.00%	4,549
396	Communication Equipment	420,421	3,669	0	424,090	\$387,900	10.00%	10,213
397	Miscellaneous Equipment	0	157,139	0	157,139	\$0	10.00%	2,619
398	Other Tangible Plant	0	0	0	0	\$0	10.00%	0
	Subtotal	\$77,627,331	\$1,728,731	\$352,621	\$79,003,441	\$2,621,660		\$2,545,629

Contribution(s) in Aid of Construction (Gross)	\$43,940,372
Less: Non Amortizable Contribution(s)	12,782
Fully Amortized Contribution(s)	0
Amortizable Contribution(s)	<u>\$43,927,590</u>
Times: Proposed Amortization Rate	3.33%
Amortization of CIAC	\$2,286,575
Less: Amortization of CIAC	\$2,286,575
DEPRECIATION EXPENSE	\$259,054

Instructions: Fill out the Grey Cells with the relevant information. Input 0 or none if there is nothing recorded in that account or there is no applicable information to report.

Liberty Utilities (Litchfield Park Water and Sewer) Corp
 Annual Report
 Balance Sheet Assets
 12/31/16

Balance Sheet Assets				
	Assets		Balance at Beginning of Year (2016)	Balance at End of Year (2016)
Account No.	Current and Accrued Assets			
131	Cash		\$37,844	\$114,623
132	Special Deposits		3,683,451	3,923,844
135	Temporary Cash Investments		0	0
141	Customer Accounts Receivable		1,618,793	660,050
142	Other Accounts Receivable		0	7,793
143	Accumulated Provision for Uncollectable Accounts		0	(258)
146	Notes Receivable from Associated Companies		1,341,872	3,916,430
151	Plant Material and Supplies		0	0
162	Prepayments		27,669	89,756
173	Accrued Utility Revenue		0	1,374,283
174	Miscellaneous Current and Accrued Assets		225,287	68,330
	Total Current and Accrued Assets		\$6,934,916	\$10,154,851
	Deferred Debits			
186.1	Deferred Rate Case Expense		\$0	\$14,113
186.2	Other Deferred Debits		0	166,563
	Total Deferred Debits		\$0	\$180,676
	Fixed Assets			
101	Utility Plant in Service*		\$77,627,331	\$79,003,441
103	Property Held for Future Use		3,547,445	11,217
105	Construction Work in Progress		3,589,804	26,788,028
108	Accumulated Depreciation (enter as negative)*		(20,113,092)	(22,440,396)
121	Non-Utility Property		0	0
122	Accumulated Depreciation - Non Utility		0	0
	Total Fixed Assets		\$64,651,488	\$83,362,289
	Total Assets		\$71,586,404	\$93,697,815

Instructions: Fill out the Grey Cells with the relevant information. Input 0 or none if there is nothing recorded in that account or there is no applicable information to report.

Note these items feed automatically from the adjusted end of year balance from AR4.

Liberty Utilities (Litchfield Park Water and Sewer) Corp
Annual Report
Balance Sheet Liabilities and Owners Equity

Balance Sheet Liabilities and Owners Equity				
	Liabilities		Balance at Beginning of Year (2016)	Balance at End of Year (2016)
Account No.	Current Liabilities			
231	Accounts Payable		(\$135)	\$1,051
232	Notes Payable (Current Portion)		0	
234	Notes Payable to Associated Companies		0	
235	Customer Deposits		0	
236	Accrued Taxes		42,376	
237	Accrued Interest		0	
241	Miscellaneous Current and Accrued Liabilities		292,840	17,691,556
253	Other Deferred Credits		3,066,999	3,366,516
	Total Current Liabilities		\$3,402,080	\$21,059,123
	Long Term Debt			
224	Long Term Debt (Notes and Bonds)		\$0	
	Total Long Term Debt		\$0	\$0
	Deferred Credits			
252	Advances in Aid of Construction		11,045,756	3,433,377
255	Accumulated Deferred Investment Tax Credits		0	
271	Contributions in Aid of Construction		35,210,323	44,475,053
272	Less: Amortization of Contributions		(5,890,812)	(8,162,969)
281	Accumulated Deferred Income Tax		1,937,159	2,475,762
	Total Deferred Credits		\$42,302,426	\$42,221,223
	Total Liabilities		\$45,704,506	\$63,280,346
	Capital Accounts			
201	Common Stock Issued		\$33,626	\$37,978
211	Other Paid-In Capital		11,078,568	24,991,247
215	Retained Earnings		14,769,704	5,388,244
218	Proprietary Capital (Sole Props and Partnerships)		0	
	Total Capital		\$25,881,898	\$30,417,469
	Total Liabilities and Capital		\$71,586,404	\$93,697,815

Instructions: Fill out the Grey Cells with the relevant information. Input 0 or none if there is nothing recorded in that account or there is no applicable information to report.

Note: Total liabilities and Capital must match total assets for the beginning and end of the year!

Liberty Utilities (Litchfield Park Water and Sewer) Corp
Annual Report
Wastewater Comparative Income Statement
12/31/16

Wastewater Comparative Income Statement			
Account No.	Calendar Year	Current Year 01/01/2016 - 12/31/2016	Last Year 01/01/2015 - 12/31/2015
	Operating Revenue		
521	Flat Rate Revenues	\$11,185,850	\$10,904,230
522	Measured Revenues	660,006	609,772
534	Rents from Wastewater Property	0	0
539	Other Wastewater Revenues	185,212	137
420	AFUDC Income	320,466	139,597
	Total Revenues	\$12,351,534	\$11,653,736
	Operating Expenses		
701	Salaries and Wages	\$0	\$0
704	Employee Pensions and Benefits	0	0
710	Purchased Wastewater Treatment	22,433	20,204
711	Sludge Removal Expense	265,063	266,284
715	Purchased Power	678,209	609,697
716	Fuel for Power Production	261	1,713
718	Chemicals	319,237	327,311
720	Materials and Supplies	187,784	97,635
721	Office Expense	39,436	0
731	Contractual Services -Engineering	0	0
732	Contractual Services - Accounting	2,000	0
733	Contractual Services - Legal	0	0
734	Contractual Services - Management Fees	2,317,517	2,099,560
735	Contractual Services - Testing	42,616	32,462
736	Contractual Services - Other	1,370,293	1,456,807
740	Rents - Building	0	9,262
742	Rents - Equipment	4,683	0
750	Transportation Expenses	26,197	17,423
757	Insurance - General Liability	52,838	63,490
758	Insurance - Worker's Compensation	0	0
759	Insurance - Other	0	0
760	Advertising Expense	0	0
766	Regulatory Commission Expense - Rate Case	0	0
767	Regulatory Commission Expense - Other	0	0
770	Bad Debt Expense	(7,257)	0
775	Miscellaneous Expense	147,103	140,557
403	Depreciation Expense (From Schedule AR4)	259,054	1,953,044
408	Taxes Other Than Income	0	0
408.11	Property Taxes	552,501	858,817
408.12	Payroll Taxes	0	0
409	Income Taxes	0	0
	Total Operating Expenses	\$6,279,968	\$7,954,266
	Operating Income / (Loss)	\$6,071,566	\$3,699,470
	Other Income / (Expense)		
414	Gain (Loss) on Dispositions	\$0	\$0
419	Interest and Dividend Income	0	0
421	Non-Utility Income	0	0
426	Miscellaneous Non-Utility (Expense)	0	0
427	Interest (Expense)	23,730	(296,670)
	Total Other Income / (Expense)	\$23,730	(\$296,670)
	Net Income / (Loss)	\$6,095,296	\$3,402,800

Instructions: Fill out the Grey Cells with the relevent information. Input 0 or none if there is nothing recorded in that account or there is no applicable information to report.

Liberty Utilities (Litchfield Park Water and Sewer) Corp
 Annual Report
 Supplemental Financial Data (Long-Term Debt)
 12/31/16

Supplemental Financial Data (Long-Term Debt)				
	Loan #1	Loan #2	Loan #3	Loan #4
Date Issued	None	None	None	None
Source of Loan	None	None	None	None
ACC Decision No.	None	None	None	None
Reason for Loan	None	None	None	None
Dollar Amt. Issued	None	None	None	None
Amount Outstanding	None	None	None	None
Date of Maturity	None	None	None	None
Interest Rate	None	None	None	None
Current Year Interest	None	None	None	None
Current Year Principal	None	None	None	None

Meter Deposit Balance at Test Year End:	\$0
---	-----

Meter Deposits Refunded During the Test Year:	\$0
---	-----

List all bonds, notes, loans, and other types of indebtedness in which the proceeds were used in the provision of public utility service. Indebtedness incurred for personal uses by the owner of the utility should not be listed. Input 0 or none if there is nothing to report for that cell.

Liberty Utilities (Litchfield Park Water and Sewer) Corp
 Annual Report
 Wastewater Utility Plant Description
 12/31/16

Wastewater Utility Plant Description

Name of System:	Liberty Utilites (Litchfield Park Water and Sewer) Corp.
Wastewater Inventory Number (if applicable):	100310
Type of Treatment	Other
Design Capacity of Plant (Gallons per day)	5.7 MGD

LIFT STATION FACILITIES				
Location	Quantity of Pumps	Horsepower Per Pump	Capacity Per Pump (GPM)	Wet Well Capacity (gals)
LPSCO Lift Station No 2	22	20	350	25000
LPSCO Lift Station No 3	33	33	1050	30000
None	None	None	None	None
None	None	None	None	None
None	None	None	None	None
None	None	None	None	None
None	None	None	None	None
None	None	None	None	None
None	None	None	None	None
None	None	None	None	None
None	None	None	None	None
None	None	None	None	None

FORCE MAINS		
Size	Material	Length (Feet)
8"	PVC/DIP	2,685
10"	PVC/DIP	0
12"	PVC/DIP	5,430
16"	PVC/DIP	6,566
24"	PVC/DIP	0

MANHOLES	
Type	Quantity
Standard	4,472
Drop	63

CLEANOUTS	
Quantity	
	185
	0
	0
	0

Note: If you are filing for more than one system, please provide separate sheets for each system.

Instructions: Fill out the Grey Cells with the relevent information. Input 0 or none if there is nothing recorded in that account or there is no applicable information to report. Copy and paste this sheet as many times as is necessary.

Liberty Utilities (Litchfield Park Water and Sewer) Corp
 Annual Report
 Wastewater Utility Plant Description (Continued)

Wastewater Utility Plant Description (Continued)					
COLLECTION MAINS			SERVICES/LATERALS		
Sizes (inches)	Material	Length (feet)	Size (inches)	Material	Quantity
2	VCP/DIP/PVC	3,044	4	VCP;DIP;PVC	18,440
3	VCP/DIP/PVC	3,909	6	VCP;DIP;PVC	700
4	VCP/DIP/PVC	7,053	8	VCP;DIP;PVC	2
6	VCP/DIP/PVC	32,627	12	None	None
8	VCP/DIP/PVC	968,835	15	None	None
10	VCP/DIP/PVC	64,021	10	VCP;DIP;PVC	4
12	VCP/DIP/PVC	89,897	None	None	None
15	VCP/DIP/PVC	55,269	None	None	None
16	VCP/DIP/PVC	330	None	None	None
18	VCP/DIP/PVC	27,334	None	None	None
20	VCP/DIP/PVC	1,394	None	None	None
21	VCP/DIP/PVC	26,009	None	None	None
24	VCP/DIP/PVC	41,369	None	None	None
30	VCP/DIP/PVC	16,976	None	None	None
36	VCP/DIP/PVC	1,477	None	None	None

For the following five items, list the utility owned assets in each category for each system.

SOLIDS PROCESSING AND HANDLING FACILITIES	3 Holding Tanks / 2 Centrifuge
DISINFECTION EQUIPMENT (Chlorinator, Ultra-Violet, Etc.)	Ultra-Violet
FILTRATION EQUIPMENT (Rapid Sand, Slow Sand, Activated Carbon, Etc.)	Aqua Disk-Filter Disk
STRUCTURES (Buildings, Fences, Etc.)	The facility currently contains 4 steel frame buildings w/concrete masonry unit (CMU) facia on enclosed concrete tank structures. The facility is bordered by rod iron fence, block wall and gate.
Other (Laboratory Equipment, Tools, Vehicles, Standby, Power Generators, Etc.)	3 Standby Generator, Tools, Lab Equipment, Vaccon Truck, CCTV Trailer, Tractor and Trailer, 5 Vehicles, Trash pump, Forklift,

Liberty Utilities (Litchfield Park Water and Sewer) Corp
 Annual Report
 Wastewater Flows
 12/31/16

Wastewater Flows			
Month	Number of Services	Total Monthly Sewage Flow	Sewage Flow on Peak Day
January	17,279	122,979,300	4,498,200
February	17,274	117,186,700	4,455,000
March	17,323	128,702,000	4,498,000
April	17,329	126,362,000	4,732,000
May	17,368	124,458,000	4,361,000
June	17,419	108,047,200	3,910,000
July	17,466	108,955,000	3,961,000
August	17,491	107,786,000	3,885,000
September	17,546	105,694,000	4,203,000
October	17,560	115,383,000	4,168,000
November	17,542	116,052,000	4,446,000
December	17,620	123,039,000	4,493,000
	Totals	1,404,644,200	51,610,200

Provide the following information as applicable per wastewater system:

Method of Effluent Disposal	Other
Groundwater Permit Number	None
ADEQ Aquifer Protection Permit ("APP") Number	APP100310
ADEQ Reuse Permit Number	See Below
EPA NPDES Permil Number	AZ0025712
APP Effluent Treatment Requirement (Class)?	A+

Method of Effluent Disposal is Reuse and Surface Water Dischage. ADEQ Reuse Permit numbers: R105930, R105221, R105669, R105706, R106256, R105981, R105644, R511162, R106215, R512140, R103615. Note: Per Staff, number of services should be number of active bills.

Note: If you are filing for more than one system, please provide separate sheets for each system.

Instructions: Fill out the Grey Cells with the relevent information. Input 0 or none if there is nothing recorded in that account or there is no applicable information to report.

Liberty Utilities (Litchfield Park Water and Sewer) Corp
 Annual Report
 Utility Shutoffs / Disconnects
 12/31/16

Name of System:	Liberty Utilites (Litchfield Park Water and Sewer) Corp.
Wastewater Inventory Number (if applicable):	100310

Utility Shutoffs / Disconnects			
Month	Termination without Notice R14-2-609.B	Termination with Notice R14-2-609.C	Other
January	0	28	0
February	0	44	0
March	0	44	0
April	0	29	0
May	0	60	0
June	0	47	0
July	0	51	0
August	0	58	0
September	0	67	0
October	0	48	0
November	0	38	0
December	0	46	0
Total	0	560	0

Other (description):

None

Instructions: Fill out the Grey Cells with the relevent information. Input 0 or none if there is nothing recorded in that account or there is no applicable information to report.

Liberty Utilities (Litchfield Park Water and Sewer) Corp
Annual Report
Property Taxes
12/31/16

Property Taxes	
Amount of actual property taxes paid during Calendar Year 2016 was	\$529,952

If no property taxes paid, explain why.
None

Instructions: Fill out the Grey Cells with the relevant information. Input 0 or none if there is nothing recorded in that account or there is no applicable information to report.

Liberty Utilities (Litchfield Park Water and Sewer) Corp
Annual Report
Verification and Statement (Taxes)
12/31/16

RECEIVED
JUN 06 2017
ARIZONA CORP COMMISSION
UTILITIES DIVISION - DIRECTOR'S OFFICE

Verification and Statement (Taxes)

Verification: State of Arizona I, the undersigned of the
(state name)

County of (county name): Maricopa
Name (owner or official) title: Matthew Garlick
Company name: Liberty Utilities (Litchfield Park Water and Sewer) Corp

DO SAY THAT THIS ANNUAL UTILITY PROPERTY TAX AND SALES TAX REPORT TO THE ARIZONA CORPORATION COMMISSION.

FOR THE YEAR ENDING: 12/31/16

HAS BEEN PREPARED UNDER MY DIRECTION, FROM THE ORIGINAL BOOKS, PAPERS AND RECORDS OF SAID UTILITY; THAT I HAVE CAREFULLY EXAMINED THE SAME, AND DECLARE THE SAME TO BE A COMPLETE AND CORRECT STATEMENT OF BUSINESS AND AFFAIRS OF SAID UTILITY FOR THE PERIOD COVERED BY THIS REPORT IN RESPECT TO EACH AND EVERY MATTER AND THING SET FORTH, TO THE BEST OF MY KNOWLEDGE, INFORMATION AND BELIEF.

Sworn Statement: I HEREBY ATTEST THAT ALL PROPERTY TAXES FOR SAID COMPANY ARE CURRENT AND PAID IN FULL.

I HEREBY ATTEST THAT ALL SALES TAXES FOR SAID COMPANY ARE CURRENT AND PAID IN FULL.

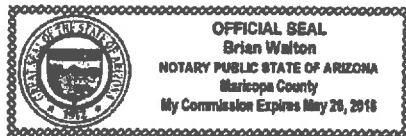
Matthew Garlick
signature of owner/official

623-935-9367
telephone no.

SUBSCRIBED AND SWORN TO BEFORE ME A NOTARY PUBLIC
IN AND FOR THE COUNTY

THIS 2nd DAY OF MARICOPA
JUNE 2017
(month) and (year)

MY COMMISSION EXPIRES 5-26-18
(date)



Brian Walton
(signature of notary public)

RECEIVED

JUN 06 2017

ARIZONA CORP COMMISSION
UTILITIES DIVISION - DIRECTOR'S OFFICE

Verification and Statement

Verification:

State of Arizona I, the undersigned of the
(state name)
County of (county name): Maricopa
Name (owner or official) title: Matthew Garlick
Company name: Liberty Utilities (Litchfield Park Water and Sewer) Corp

DO SAY THAT THIS ANNUAL UTILITY PROPERTY TAX AND SALES TAX REPORT TO THE ARIZONA CORPORATION COMMISSION.

FOR THE YEAR ENDING: 12/31/16

HAS BEEN PREPARED UNDER MY DIRECTION, FROM THE ORIGINAL BOOKS, PAPERS AND RECORDS OF SAID UTILITY; THAT I HAVE CAREFULLY EXAMINED THE SAME, AND DECLARE THE SAME TO BE A COMPLETE AND CORRECT STATEMENT OF BUSINESS AND AFFAIRS OF SAID UTILITY FOR THE PERIOD COVERED BY THIS REPORT IN RESPECT TO EACH AND EVERY MATTER AND THING SET FORTH, TO THE BEST OF MY KNOWLEDGE, INFORMATION AND BELIEF.

Sworn Statement: IN ACCORDANCE WITH THE REQUIREMENTS OF TITLE 40, ARTICLE 8, SECTION 40-401, ARIZONA REVISED STATUTES, IT IS HEREIN REPORTED THAT THE GROSS OPERATING REVENUE OF SAID UTILITY DERIVED FROM ARIZONA INTRASTATE UTILITY OPERATIONS DURING THE CALENDAR YEAR WAS:

Arizona Intrastate Gross Operating Revenues Only (\$)
\$12,031,068
(The amount in the box above includes
\$0 in sales taxes
billed or collected)

Matthew Garlick

signature of owner/official


623-935-9367
telephone no.

SUBSCRIBED AND SWORN TO BEFORE ME A NOTARY PUBLIC
IN AND FOR THE COUNTY

THIS 2nd DAY OF

MARICOPA
(county name)
JUNE 2017
(month) and (year)

MY COMMISSION EXPIRES 5-26-18
(date)



Brian Walton
(signature of notary public)

Liberty Utilities (Litchfield Park Water and Sewer) Corp
Annual Report
Verification and Statement (Residential Revenue)
12/31/16

RECEIVED

JUN 06 2017

ARIZONA CORP COMMISSION
UTILITIES DIVISION - DIRECTOR'S OFFICE

Verification and Statement (Residential Revenue)

Verification:

State of Arizona I, the undersigned of the
(state name)

County of (county name): Maricopa
Name (owner or official) title: Matthew Garlick
Company name: Liberty Utilities (Litchfield Park Water and Sewer) Corp

DO SAY THAT THIS ANNUAL UTILITY PROPERTY TAX AND SALES TAX REPORT TO THE ARIZONA CORPORATION COMMISSION.

FOR THE YEAR ENDING: 12/31/16

HAS BEEN PREPARED UNDER MY DIRECTION, FROM THE ORIGINAL BOOKS, PAPERS AND RECORDS OF SAID UTILITY; THAT I HAVE CAREFULLY EXAMINED THE SAME, AND DECLARE THE SAME TO BE A COMPLETE AND CORRECT STATEMENT OF BUSINESS AND AFFAIRS OF SAID UTILITY FOR THE PERIOD COVERED BY THIS REPORT IN RESPECT TO EACH AND EVERY MATTER AND THING SET FORTH, TO THE BEST OF MY KNOWLEDGE, INFORMATION AND BELIEF.

Sworn Statement: IN ACCORDANCE WITH THE REQUIREMENTS OF TITLE 40, ARTICLE 8, SECTION 40-401, ARIZONA REVISED STATUTES, IT IS HEREIN REPORTED THAT THE GROSS OPERATING REVENUE OF SAID UTILITY DERIVED FROM ARIZONA INTRASTATE UTILITY OPERATIONS RECEIVED FROM RESIDENTIAL CUSTOMERS DURING THE CALENDAR YEAR WAS:

Arizona Intrastate Gross Operating Revenues Only (\$)

\$9,891,521

(The amount in the box above includes

\$0 in sales taxes
billed or collected)

Matthew Garlick

signature of owner/official

623-935-9367

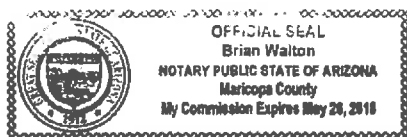
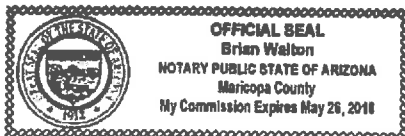
telephone no.

SUBSCRIBED AND SWORN TO BEFORE ME A NOTARY PUBLIC
IN AND FOR THE COUNTY

MARICOPA
(county name)

THIS 2ND DAY OF JUNE 2017
(month) and (year)

MY COMMISSION EXPIRES 5-26-18
(date)



Brian Walton
(signature of notary public)