

**ANNUAL REPORT**

Of

Company Name: Liberty Utilities (Litchfield Park Water and Sewer) Corp  
12725 W. Indian School Rd., Ste. D101

Mailing Address: Avondale AZ  
85392

Docket No.: SW-01428A  
For the Year Ended: 12/31/18

RECEIVED  
JUN 11 2019  
ARIZONA CORP COMMISSION  
UTILITIES DIVISION - DIRECTOR'S OFFICE

**WASTEWATER UTILITY**

To

Arizona Corporation Commission

**Due on April 15th**

Email: rdelafuente@azcc.gov, mail or deliver the completed Annual Report to:  
Arizona Corporation Commission  
Compliance Section - Utilities Division  
1200 West Washington Street  
Phoenix, Arizona 85007

Application Type: Original Filing  
Application Date: 6/10/2019

7-3-19

ARIZONA CORPORATION COMMISSION  
WASTEWATER UTILITY ANNUAL REPORT  
Liberty Utilities (Litchfield Park Water and Sewer) Corp  
A Class  Utility

1. For the Calendar Year Ended:

2. Address:   
City:  State:  Zip Code:

3. Telephone Number:

4. Date of Original Organization of Utility:

5. Person to whom correspondence should be addressed concerning this report:

Name:   
Telephone No. :   
Address:   
City:  State:  Zip Code:   
Email:

6. On-Site Manager:

Name:   
Telephone No. :   
Address:   
City:  State:  Zip Code:   
Email:

7. Ownership:

8. Counties Served:

Liberty Utilities (Litchfield Park Water and Sewer) Corp  
Annual Report  
Utility Plant in Service (Wastewater)  
12/31/18

Utility Plant in Service (Wastewater)							
Account No.	Description	Beginning Year Original Cost	Current Year Additions	Current Year Retirements	Adjusted Original Cost	Accumulated Depreciation	OCLD (OC less AD)
351	Organization	\$0	\$0	\$0	\$0	\$0	\$0
352	Franchises	27,447	(27,447)	0	0	0	0
353	Land and Land Rights	5,924,230	(8,420)	0	5,915,810	0	5,915,810
354	Structures and Improvements	20,510,464	12,566,460	6,500	33,070,424	7,815,403	25,255,021
355	Power Generation Equipment	600,152	5,199	0	605,351	399,267.72	206,084
360	Collections Wastewater - Force	1,717,158	(458)	0	1,716,700	419,934.35	1,296,766
361	Collections Wastewater - Gravity	34,981,083	287,808	500	35,268,391	8,866,396.43	26,401,995
362	Special Collecting Structures	0	0	0	0	0	0
363	Services to Customers	391,912	58,227	0	450,139	55,061	395,078
364	Flow Measuring Devices	147,934	5,140	0	153,074	118,936.54	34,137
365	Flow Measuring Installations	0	0	0	0	0	0
366	Reuse Services	4,078,136	(31)	0	4,078,105	1,606,989.02	2,471,116
367	Reuse Meters & Meter Installations	47,075	6,874	0	53,949	23,740.17	30,208
370	Receiving Wells	860,393	0	0	860,393	465,499.34	394,894
371	Pumping Equipment	1,654,847	2,492,752	14,122	4,133,476	1,456,574.69	2,676,902
374	Reuse Distribution Reservoirs	62,825	(4,169)	0	58,656	17,840.57	40,815
375	Reuse Trans. And Distr. Equipment	730,501	(1,408)	0	729,093	120,556.37	608,536
380	Treatment and Disposal Equipment	10,693,331	9,643,780	10,744	20,326,367	5,565,340.79	14,761,026
381	Plant Sewers	6,418,074	538,179	0	6,956,254	770,173.67	6,186,080
382	Outfall Sewer Lines	343,681	0	0	343,681	186,139.15	157,542
389	Other Plant and Misc. Equipment	876,907	(33,922)	0	842,986	151,159.18	691,826
390	Office Furniture and Equipment	356,792	11,278	0	368,069	181,349.74	186,719
390.1	Computer & Software	172,831	26,876	0	199,707	66,436.92	133,270
391	Transportation Equipment	331,070	(2,227)	0	328,843	238,383.75	90,459
392	Stores Equipment	8,968	0	0	8,968	5,800.45	3,167
393	Tools, Shop and Garage Equipment	412,468	22,281	1,963	432,786	97,881.67	334,904
394	Laboratory Equipment	195,247	7,394	1,352	201,289	175,527.5	25,762
395	Power Operated Equipment	230,680	(168,849)	0	61,831	6,908.62	54,922
396	Communication Equipment	554,788	904,635	0	1,459,423	551,947.26	907,476
397	Miscellaneous Equipment	157,139	492,000	0	649,139	434,867.37	214,271
398	Other Tangible Plant	0	81,810	0	81,810	2,727	79,083
	<b>Totals</b>	<b>\$92,486,131</b>	<b>\$26,903,762</b>	<b>\$35,181</b>	<b>\$119,354,712</b>	<b>\$29,800,842</b>	<b>\$89,553,870</b>

Instructions: Fill out the Grey Cells with the relevent information. Input 0 or none if there is nothing recorded in that account or there is no applicable information to report.

Liberty Utilities (Litchfield Park Water and Sewer) Corp  
Annual Report  
Depreciation Expense for the Current Year (Wastewater)  
12/31/18

Depreciation Expense for the Current Year (Wastewater)								
Account No.	Description	Beginning Year Original Cost	Current Year Additions	Current Year Retirements	Adjusted Original Cost	Fully Depreciated/Non-depreciable Plant	Depreciation Percentages	Depreciation Expense
351	Organization	\$0	\$0	\$0	\$0	\$0	0.00%	\$0
352	Franchises	27,447	(27,447)	0	0	0	0.00%	0
353	Land and Land Rights	5,924,230	(8,420)	0	5,915,810	0	0.00%	0
354	Structures and Improvements	20,510,464	12,566,460	6,500	33,070,424	0	3.33%	1,203,017
355	Power Generation Equipment	600,152	5,199	0	605,351	0	5.00%	30,008
360	Collections Wastewater - Force	1,717,158	(458)	0	1,716,700	0	2.00%	34,343
361	Collections Wastewater - Gravity	34,981,083	287,808	500	35,268,391	0	2.00%	698,717
362	Special Collecting Structures	0	0	0	0	0	2.00%	0
363	Services to Customers	391,912	58,227	0	450,139	0	2.00%	14,153
364	Flow Measuring Devices	147,934	5,140	0	153,074	80,172	10.00%	8,816
365	Flow Measuring Installations	0	0	0	0	0	10.00%	0
366	Reuse Services	4,078,136	(31)	0	4,078,105	0	2.00%	81,563
367	Reuse Meters & Meter Installations	47,075	6,874	0	53,949	0	8.33%	1,414
370	Receiving Wells	860,393	0	0	860,393	0	3.33%	28,680
371	Pumping Equipment	1,654,847	2,492,752	14,122	4,133,476	410,143	12.50%	553,921
374	Reuse Distribution Reservoirs	62,825	(4,169)	0	58,656	0	2.50%	832
375	Reuse Trans. And Distr. Equipment	730,501	(1,408)	0	729,093	0	2.50%	18,263
380	Treatment and Disposal Equipment	10,693,331	9,643,780	10,744	20,326,367	0	5.00%	1,434,502
381	Plant Sewers	6,418,074	538,179	0	6,956,254	0	5.00%	359,067
382	Outfall Sewer Lines	343,681	0	0	343,681	0	3.33%	11,456
389	Other Plant and Misc. Equipment	876,907	(33,922)	0	842,986	0	6.67%	34,997
390	Office Furniture and Equipment	356,792	11,278	0	368,069	80,454	6.67%	19,909
390.1	Computer & Software	172,831	26,876	0	199,707	0	20.00%	46,436
391	Transportation Equipment	331,070	(2,227)	0	328,843	3,500	20.00%	65,981
392	Stores Equipment	8,968	0	0	8,968	0	4.00%	359
393	Tools, Shop and Garage Equipment	412,468	22,281	1,963	432,786	0	5.00%	19,191
394	Laboratory Equipment	195,247	7,394	1,352	201,289	160,457	10.00%	1,839
395	Power Operated Equipment	230,680	(168,849)	0	61,831	0	5.00%	(9,560)
396	Communication Equipment	554,788	904,635	0	1,459,423	389,950	10.00%	155,371
397	Miscellaneous Equipment	157,139	492,000	0	649,139	0	10.00%	59,459
398	Other Tangible Plant	0	81,810	0	81,810	0	10.00%	2,727
	<b>Subtotal</b>	<b>\$92,486,131</b>	<b>\$26,903,762</b>	<b>\$35,181</b>	<b>\$119,354,712</b>	<b>\$1,124,676</b>		<b>\$4,875,459</b>

Contribution(s) in Aid of Construction (Gross)	\$51,166,838
Less: Non Amortizable Contribution(s)	0
Fully Amortized Contribution(s)	0
Amortizable Contribution(s)	<u>\$51,166,838</u>
Times: Proposed Amortization Rate	4.12%
<b>Amortization of CIAC</b>	<b>\$2,110,130</b>

**Less: Amortization of CIAC**

**DEPRECIATION EXPENSE**

**Instructions:** Fill out the Grey Cells with the relevant information. Input 0 or none if there is nothing recorded in that account or there is no applicable information to report.

Liberty Utilities (Litchfield Park Water and Sewer) Corp  
Annual Report  
Balance Sheet Assets  
12/31/18

Balance Sheet Assets				
	Assets		Balance at Beginning of Year (2018)	Balance at End of Year (2018)
<b>Account No.</b>	<b>Current and Accrued Assets</b>			
131	Cash		\$32,745	\$112,023
132	Special Deposits		2,707,879	4,560,053
135	Temporary Cash Investments		0	0
141	Customer Accounts Receivable		893,412	860,410
142	Other Accounts Receivable		23,771	(105,541)
143	Accumulated Provision for Uncollectable Accounts		(1,541)	(2,328)
146	Notes Receivable from Associated Companies		0	
151	Plant Material and Supplies		0	
162	Prepayments		119,351	36,358
173	Accrued Utility Revenue		1,773,747	1,003,893
174	Miscellaneous Current and Accrued Assets		0	
	<b>Total Current and Accrued Assets</b>		<b>\$5,549,364</b>	<b>\$6,464,868</b>
	<b>Deferred Debits</b>			
186.1	Deferred Rate Case Expense		\$20,705	(\$2,024)
186.2	Other Deferred Debits		177,176	449,086
	<b>Total Deferred Debits</b>		<b>\$197,882</b>	<b>\$447,062</b>
	<b>Fixed Assets</b>			
101	Utility Plant in Service*		\$92,486,131	\$119,354,712
103	Property Held for Future Use		11,217	38,480
105	Construction Work in Progress		26,997,118	4,398,745
108	Accumulated Depreciation (enter as negative)*		(25,119,749)	(29,800,842)
121	Non-Utility Property		0	0
122	Accumulated Depreciation - Non Utility		0	0
	<b>Total Fixed Assets</b>		<b>\$94,374,716</b>	<b>\$93,991,095</b>
	<b>Total Assets</b>		<b>\$100,121,962</b>	<b>\$100,903,025</b>

**Instructions:** Fill out the Grey Cells with the relevant information. Input 0 or none if there is nothing recorded in that account or there is no applicable information to report.

Note these items feed automatically from the adjusted end of year balance from AR4.

Liberty Utilities (Litchfield Park Water and Sewer) Corp  
Annual Report  
Balance Sheet Liabilities and Owners Equity

<b>Balance Sheet Liabilities and Owners Equity</b>				
	<b>Liabilities</b>		Balance at Beginning of Year (2018)	Balance at End of Year (2018)
<b>Account No.</b>	<b>Current Liabilities</b>			
231	Accounts Payable		\$1,098	(\$666)
232	Notes Payable (Current Portion)		0	0
234	Notes Payable to Associated Companies		5,778,363	2,878,950
235	Customer Deposits		0	0
236	Accrued Taxes		70,692	70,129
237	Accrued Interest		5	0
241	Miscellaneous Current and Accrued Liabilities		3,179,887	2,657,266
253	Other Deferred Credits		0	0
	<b>Total Current Liabilities</b>		<b>\$9,030,046</b>	<b>\$5,605,678</b>
	<b>Long Term Debt</b>			
224	Long Term Debt (Notes and Bonds)		\$0	\$0
	<b>Total Long Term Debt</b>		<b>\$0</b>	<b>\$0</b>
	<b>Deferred Credits</b>			
252	Advances in Aid of Construction		\$3,528,449	\$3,665,336
253	Other Deferred Credits		\$2,611,585	\$6,931,918
255	Accumulated Deferred Investment Tax Credits		0	0
271	Contributions in Aid of Construction		50,272,978	51,166,838
272	Less: Amortization of Contributions		(9,324,594)	(10,729,481)
281	Accumulated Deferred Income Tax		2,633,517	2,643,468
	<b>Total Deferred Credits</b>		<b>\$49,721,935</b>	<b>\$53,678,080</b>
	<b>Total Liabilities</b>		<b>\$58,751,980</b>	<b>\$59,283,758</b>
	<b>Capital Accounts</b>			
201	Common Stock Issued		\$40,398	\$0
211	Other Paid-In Capital		26,583,684	26,958,429
215	Retained Earnings		14,745,898	14,660,838
218	Proprietary Capital (Sole Props and Partnerships)		0	
	<b>Total Capital</b>		<b>\$41,369,980</b>	<b>\$41,619,267</b>
	<b>Total Liabilities and Capital</b>		<b>\$100,121,961</b>	<b>\$100,903,025</b>

**Instructions:** Fill out the Grey Cells with the relevent information. Input 0 or none if there is nothing recorded in that account or there is no applicable information to report.

**Note:** Total liabilities and Capital must match total assets for the beginning and end of the year!

Liberty Utilities (Litchfield Park Water and Sewer) Corp  
Annual Report  
Wastewater Comparative Income Statement  
12/31/18

<b>Wastewater Comparative Income Statement</b>			
Account No.	Calendar Year	Current Year 01/01/2018 -	Last Year 01/01/2017 -
	<b>Operating Revenue</b>		
521	Flat Rate Revenues	\$11,832,930	\$11,240,179
522	Measured Revenues	1,104,636	563,163
534	Rents from Wastewater Property	0	0
536	Other Wastewater Revenues	765,022	524
420	AFUDC Income	3,173	57,171
	<b>Total Revenues</b>	<b>\$13,705,761</b>	<b>\$11,861,037</b>
	<b>Operating Expenses</b>		
701	Salaries and Wages	\$0	\$0
704	Employee Pensions and Benefits	0	0
710	Purchased Wastewater Treatment	44,081	28,379
711	Sludge Removal Expense	349,354	272,681
715	Purchased Power	822,888	822,116
716	Fuel for Power Production	626	1,203
718	Chemicals	458,822	421,025
720	Materials and Supplies	130,049	147,554
720.1	Repairs and Maintenance	0	0
720.2	Office Supplies and Expense	0	0
721	Office Expense	48,877	51,680
731	Contractual Services -Engineering	0	0
732	Contractual Services - Accounting	6,765	1,932
733	Contractual Services - Legal	76,818	0
734	Contractual Services - Management Fees	2,488,432	2,277,228
735	Contractual Services - Testing	32,067	31,839
736	Contractual Services - Other	1,591,958	1,285,283
740	Rents - Building	0	0
742	Rents - Equipment	2,354	2,278
750	Transportation Expenses	41,396	22,138
757	Insurance - General Liability	47,886	62,975
758	Insurance - Worker's Compensation	0	0
759	Insurance - Other	0	0
760	Advertising Expense	0	0
766	Regulatory Commission Expense - Rate Case	0	0
767	Regulatory Commission Expense - Other	244,989	0
770	Bad Debt Expense	8,733	10,404
775	Miscellaneous Expense	(460,355)	137,531
403	Depreciation Expense (From Schedule AR4)	4,875,459	1,710,402
408	Taxes Other Than Income	0	0
408.11	Property Taxes	616,624	545,304
408.12	Payroll Taxes	0	0
409	Income Taxes	0	0
	<b>Total Operating Expenses</b>	<b>\$11,427,823</b>	<b>\$7,831,952</b>
	<b>Operating Income / (Loss)</b>	<b>\$2,277,937</b>	<b>\$4,029,085</b>
	<b>Other Income / (Expense)</b>		
414	Gain (Loss) on Dispositions	\$0	\$0
419	Interest and Dividend Income	0	0
421	Non-Utility Income	0	0
426	Miscellaneous Non-Utility (Expense)	0	0
427	Interest (Expense)	(26,206)	(13,100)
	<b>Total Other Income / (Expense)</b>	<b>(\$26,206)</b>	<b>(\$13,100)</b>
	<b>Net Income / (Loss)</b>	<b>\$2,251,732</b>	<b>\$4,015,985</b>

**Instructions:** Fill out the Grey Cells with the relevant information. Input 0 or none if there is nothing recorded in that account or there is no applicable information to report.

Liberty Utilities (Litchfield Park Water and Sewer) Corp  
 Annual Report  
 Full time equivalent employees  
 12/31/18

**Full time equivalent employees**

	Direct Company	Outside service	Total
President	0.0	0.2	0.2
Vice-president	0.0	0.0	0.0
Manager	0.0	0.7	0.7
Engineering Staff	0.0	1.0	1.0
System Operator(s)	0.0	13.6	13.6
Customer Service	0.0	5.8	5.8
Accounting	0.0	2.2	2.2
Business Office	0.0	1.3	1.3
Rates Department	0.0	0.7	0.7
Administrative Staff	0.0	0.5	0.5
Other	0.0	1.9	1.9
<b>Total</b>	0.0	27.9	27.9

**Instructions:** Fill out the Grey Cells with the relevant information. Input 0 or none if there is nothing recorded in that account or there is no applicable information to report. A full-time employee is based on 2080 total hours per year. Please calculate partial employees using 2080 hours.



<b>Supplemental Financial Data (Long-Term Debt)</b>				
	Loan #1	Loan #2	Loan #3	Loan #4
Date Issued	None	None	None	None
Source of Loan	None	None	None	None
ACC Decision No.	None	None	None	None
Reason for Loan	None	None	None	None
Dollar Amt. Issued	None	None	None	None
Amount Outstanding	None	None	None	None
Date of Maturity	None	None	None	None
Interest Rate	None	None	None	None
Current Year Interest	None	None	None	None
Current Year Principal	None	None	None	None

Meter Deposit Balance at Test Year End:	\$0
---	-----

Meter Deposits Refunded During the Test Year:	\$0
---	-----

<i>List all bonds, notes, loans, and other types of indebtedness in which the proceeds were used in the provision of public utility service. Indebtedness incurred for personal uses by the owner of the utility should <u>not</u> be listed. Input 0 or none if there is nothing to report for that cell.</i>
--



Liberty Utilities (Litchfield Park Water and Sewer) Corp  
 Annual Report  
 Wastewater Utility Plant Description (Continued)

Wastewater Utility Plant Description (Continued)					
COLLECTION MAINS			SERVICES/LATERALS		
Sizes (inches)	Material	Length (feet)	Size (inches)	Material	Quantity
2	VCP/DIP/PVC	3,044	4	VCP;DIP;PVC	19,875
3	VCP/DIP/PVC	3,909	6	VCP;DIP;PVC	704
4	VCP/DIP/PVC	7,053	8	VCP;DIP;PVC	8
6	VCP/DIP/PVC	32,679	12	None	None
8	VCP/DIP/PVC	1,033,266	15	None	None
10	VCP/DIP/PVC	65,260	10	VCP;DIP;PVC	4
12	VCP/DIP/PVC	91,127			
15	VCP/DIP/PVC	61,856			
16	VCP/DIP/PVC	330			
18	VCP/DIP/PVC	28,182			
20	VCP/DIP/PVC	1,394			
21	VCP/DIP/PVC	26,009			
24	VCP/DIP/PVC	41,369			
30	VCP/DIP/PVC	16,976			
36	VCP/DIP/PVC	1,477			

For the following five items, list the utility owned assets in each category for each system.

<b>SOLIDS PROCESSING AND HANDLING FACILITIES</b>	3 Holding Tanks / 2 Centrifuge
<b>DISINFECTION EQUIPMENT</b> (Chlorinator, Ultra-Violet, Etc.)	Ultra violet
<b>FILTRATION EQUIPMENT</b> (Rapid Sand, Slow Sand, Activated Carbon, Etc.)	Aqua Disk Filters
<b>STRUCTURES</b> (Buildings, Fences, Etc.)	The facility currently contains 6 steel frame buildings w/concrete masonry unit (CMU) facia on enclosed concrete tank structures. The facility is bordered by rod iron fence, block wall and gate.
<b>Other</b> (Laboratory Equipment, Tools, Vehicles, Standby, Power Generators, Etc.)	3 Standby Generator, Tools, Lab Equipment, Vaccon Truck, CCTV Trailer, Tractor and Trailer, 5 Vehicles, Trash pump, Forklift,

**Note:** If you are filing for more than one system, please provide separate sheets for each system.

**Instructions:** Fill out the Grey Cells with the relevant information. Input 0 or none if there is nothing recorded in that account or there is no applicable information to report. Copy and paste this sheet as many times as is necessary.

Wastewater Flows					
Month	Number of Services	Total Monthly Sewage Flow	Sewage Flow on Peak Day	Purchased Power Expense <sup>1</sup>	Purchased Power (kWh) <sup>2</sup>
January	22,038	122,289,000	4,310,000	\$65,191	678,196
February	22,125	110,420,000	4,415,000	\$66,178	621,441
March	22,220	122,304,000	4,442,000	\$61,961	611,215
April	22,311	119,094,000	4,375,000	\$67,591	733,580
May	22,369	122,531,000	4,299,000	\$84,216	777,148
June	22,419	116,240,000	4,237,000	\$84,429	745,970
July	22,468	124,496,000	4,370,000	\$77,824	668,386
August	22,297	130,279,000	4,988,000	\$79,590	657,312
September	22,468	121,467,000	4,492,000	\$75,118	630,172
October	23,163	130,762,000	4,747,000	\$74,597	635,571
November	23,223	135,014,000	5,487,000	\$68,071	693,265
December	23,332	136,882,000	4,806,000	\$64,750	662,983
	<b>Totals</b>	<b>1,491,778,000</b>	<b>54,968,000</b>	<b>\$869,517</b>	<b>8,115,239</b>

Provide the following information as applicable per wastewater system:

Method of Effluent Disposal	Other	e water discharge
Groundwater Permit Number	N/A	
ADEQ Aquifer Protection Permit ("APP") Number	APP100310	
ADEQ Reuse Permit Number	R105930, R105221, R105669, R105706, R106256, R10598	
EPA NPDES Permil Number	AZ0025712	
APP Effluent Treatment Requirement (Class)?	A+	
Permitted Flow Rate	6.55 mgd	
Permitted Organic Capacity	N/A	
Hydraulic Capacity	6.55 mgd	
Type of Biological Treatment	Sequenced Batch Reactor (SBR)	

In the space below, list all violations within the past 12 months:

None

**Note:** If you are filing for more than one system, please provide separate sheets for each system.

<sup>1</sup> Enter the total purchased power costs for the power meters associated with this system.

<sup>2</sup> Enter the total purchased kWh used by the power meters associated with this system.

**Instructions:** Fill out the Grey Cells with the relevent information. Input 0 or none if there is nothing recorded in that account or there is no applicable information to report.

Liberty Utilities (Litchfield Park Water and Sewer) Corp  
Annual Report  
Property Taxes  
12/31/18

Property Taxes	
----------------	--

Amount of actual property taxes paid during Calendar Year 2018 was	\$979,065
--	-----------

If no property taxes paid, explain why. NA
---

<b>Instructions:</b> Fill out the Grey Cells with the relevent information. Input 0 or none if there is nothing recorded in that account or there is no applicable information to report.
---

Liberty Utilities (Litchfield Park Water and Sewer) Corp  
Annual Report  
Verification and Sworn Statement (Taxes)  
12/31/18

1428

Verification and Sworn Statement (Taxes)

RECEIVED

MAY 20 2019

ARIZONA CORP COMMISSION  
UTILITIES DIVISION - DIRECTOR'S OFFICE

Verification: State of Arizona I, the undersigned of the  
(state name)

County of (county name): Maricopa  
Name (owner or official) title: Matthew Garlick, President  
Company name: Liberty Utilities (Litchfield Park Water and Sewer) Corp

DO SAY THAT THIS ANNUAL UTILITY PROPERTY TAX AND SALES TAX REPORT TO THE ARIZONA CORPORATION COMMISSION.

FOR THE YEAR ENDING: 12/31/18

HAS BEEN PREPARED UNDER MY DIRECTION, FROM THE ORIGINAL BOOKS, PAPERS AND RECORDS OF SAID UTILITY; THAT I HAVE CAREFULLY EXAMINED THE SAME, AND DECLARE THE SAME TO BE A COMPLETE AND CORRECT STATEMENT OF BUSINESS AND AFFAIRS OF SAID UTILITY FOR THE PERIOD COVERED BY THIS REPORT IN RESPECT TO EACH AND EVERY MATTER AND THING SET FORTH, TO THE BEST OF MY KNOWLEDGE, INFORMATION AND BELIEF.

Sworn Statement: I HEREBY ATTEST THAT ALL PROPERTY TAXES FOR SAID COMPANY ARE CURRENT AND PAID IN FULL.

I HEREBY ATTEST THAT ALL SALES TAXES FOR SAID COMPANY ARE CURRENT AND PAID IN FULL.

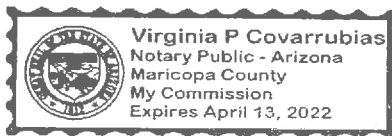
Matthew Garlick  
signature of owner/official

623-935-9367  
telephone no.

SUBSCRIBED AND SWORN TO BEFORE ME A NOTARY PUBLIC  
IN AND FOR THE COUNTY

THIS 8th DAY OF May 2019  
(month) and (year)

MY COMMISSION EXPIRES April 13, 2022  
(date)



Virginia P. Covarrubias  
(signature of notary public)

Verification and Sworn Statement

RECEIVED

Verification:

State of Arizona I, the undersigned of the  
(state name)  
County of (county name): Maricopa  
Name (owner or official) title: Matthew Garlick, President  
Company name: Liberty Utilities (Litchfield Park Water and Sewer) Corp

MAY 20 2019

ARIZONA CORP COMMISSION  
UTILITIES DIVISION - DIRECTOR'S OFFICE

DO SAY THAT THIS ANNUAL UTILITY PROPERTY TAX AND SALES TAX REPORT TO THE ARIZONA CORPORATION COMMISSION.

FOR THE YEAR ENDING: 12/31/18

HAS BEEN PREPARED UNDER MY DIRECTION, FROM THE ORIGINAL BOOKS, PAPERS AND RECORDS OF SAID UTILITY; THAT I HAVE CAREFULLY EXAMINED THE SAME. AND DECLARE THE SAME TO BE A COMPLETE AND CORRECT STATEMENT OF BUSINESS AND AFFAIRS OF SAID UTILITY FOR THE PERIOD COVERED BY THIS REPORT IN RESPECT TO EACH AND EVERY MATTER AND THING SET FORTH, TO THE BEST OF MY KNOWLEDGE, INFORMATION AND BELIEF.

Sworn Statement: IN ACCORDANCE WITH THE REQUIREMENTS OF TITLE 40, ARTICLE 8, SECTION 40-401, ARIZONA REVISED STATUTES, IT IS HEREIN REPORTED THAT THE GROSS OPERATING REVENUE OF SAID UTILITY DERIVED FROM ARIZONA INTRASTATE UTILITY OPERATIONS DURING THE CALENDAR YEAR WAS:

Arizona Intrastate Gross Operating Revenues Only (\$)

\$13,702,587

(The amount in the box above includes

\$0 in sales taxes

billed or collected)

*Matthew Garlick*

signature of owner/official

623-935-9367

telephone no.

SUBSCRIBED AND SWORN TO BEFORE ME A NOTARY PUBLIC  
IN AND FOR THE COUNTY

THIS

8<sup>th</sup>


DAY OF

Maricopa  
(county name)

May 2019  
(month) and (year)

MY COMMISSION EXPIRES

April 13, 2022  
(date)



*Virginia P. Covarrubias*  
(signature of notary public)

Verification and Sworn Statement (Residential Revenue)

Verification:

State of Arizona I, the undersigned of the  
(state name)

County of (county name): Maricopa  
Name (owner or official) title: Matthew Garlick, President  
Company name: Liberty Utilities (Litchfield Park Water and Sewer) Corp

RECEIVED

MAY 20 2019

ARIZONA CORP COMMISSION  
UTILITIES DIVISION - DIRECTOR'S OFFICE

DO SAY THAT THIS ANNUAL UTILITY PROPERTY TAX AND SALES TAX REPORT TO THE ARIZONA CORPORATION COMMISSION.

FOR THE YEAR ENDING: 12/31/18

HAS BEEN PREPARED UNDER MY DIRECTION, FROM THE ORIGINAL BOOKS, PAPERS AND RECORDS OF SAID UTILITY; THAT I HAVE CAREFULLY EXAMINED THE SAME, AND DECLARE THE SAME TO BE A COMPLETE AND CORRECT STATEMENT OF BUSINESS AND AFFAIRS OF SAID UTILITY FOR THE PERIOD COVERED BY THIS REPORT IN RESPECT TO EACH AND EVERY MATTER AND THING SET FORTH, TO THE BEST OF MY KNOWLEDGE, INFORMATION AND BELIEF.

Sworn Statement: IN ACCORDANCE WITH THE REQUIREMENTS OF TITLE 40, ARTICLE 8, SECTION 40-401, ARIZONA REVISED STATUTES, IT IS HEREIN REPORTED THAT THE GROSS OPERATING REVENUE OF SAID UTILITY DERIVED FROM ARIZONA INTRASTATE UTILITY OPERATIONS RECEIVED FROM RESIDENTIAL CUSTOMERS DURING THE CALENDAR YEAR WAS:

Arizona Intrastate Gross Operating Revenues Only (\$)

\$11,238,368

(The amount in the box above includes

\$0 in sales taxes

billed or collected)

Matthew Garlick

signature of owner/official

623-935-9367

telephone no.

SUBSCRIBED AND SWORN TO BEFORE ME A NOTARY PUBLIC  
IN AND FOR THE COUNTY

Maricopa  
(county name)

THIS


8th

DAY OF

May 2019  
(month) and (year)

MY COMMISSION EXPIRES

April 13, 2022  
(date)



Virginia P. Covarrubias  
(signature of notary public)



RECEIVED

JUN 17 2019

ARIZONA CORP COMMISSION  
UTILITIES DIVISION – DIRECTOR'S OFFICE

Company Name: Liberty Utilities (Litchfield Park Water and Sewer) Corp  
Docket No.: SW-01428A

Name of System: Liberty Utilities (Litchfield Park Water and Sewer) Corp  
Wastewater Inventory Number (if applicable): 100310

2018 Utility Shutoffs / Disconnects			
Month	Termination without Notice R14-2-609.B	Termination with Notice R14-2-609.C	Other
January	0	0	0
February	0	0	0
March	0	0	0
April	0	0	0
May	0	0	0
June	0	0	0
July	0	0	0
August	0	0	0
September	0	0	0
October	0	0	0
November	0	0	0
December	0	0	0
<b>Total</b>	<b>0</b>	<b>0</b>	<b>0</b>

Other (description):  
N/A

Instructions: Fill out the Grey Cells with the relevant information. Input 0 or none if there is nothing recorded in that account or there is no applicable information to report.