

ANNUAL REPORT

Of

Company Name: Liberty Utilities (Litchfield Park Water and Sewer) Corp
12725 W. Indian School Rd., Ste. D101

Mailing Address: Avondale AZ
85392

Docket No.: SW-01428A
For the Year Ended: 12/31/19

**RECEIVED
BY EMAIL**

4/23/2020, 04:36 PM
ARIZONA CORPORATION COMMISSION
UTILITIES DIVISION

WASTEWATER UTILITY

To

Arizona Corporation Commission

Due on April 15th

Email: rdelafuente@azcc.gov, mail or deliver the completed Annual Report to:
Arizona Corporation Commission
Compliance Section - Utilities Division
1200 West Washington Street
Phoenix, Arizona 85007

Application Type: Original Filing
Application Date: 4/15/2020

ARIZONA CORPORATION COMMISSION
 WASTEWATER UTILITY ANNUAL REPORT
 Liberty Utilities (Litchfield Park Water and Sewer) Corp
 A Class **A** Utility

For the Calendar Year Ended: 12/31/19

Primary Address:

12725 W Indian School Rd, Ste D-101			
City:	Avondale	State:	Arizona
		Zip Code:	85392

Telephone Number:

623-935-9367

Date of Original Organization of Utility:

9/21/1954

Person to whom correspondence should be addressed concerning this report:

Name:

Leticia Washington

 Telephone No. :

623-935-9367

 Address:

12725 W Indian School Rd, Ste D-101			
City:	Avondale	State:	Arizona
		Zip Code:	85392

 Email:

Leticia.Washington@LibertyUtilities.com

Management Contact

Name:

Matthew Garlick

 Telephone No. :

623-298-3763

 Address:

12725 W Indian School Rd, Ste D-101			
City:	Goodyear	State:	Arizona
		Zip Code:	85395

 Email:

Matthew.Garlick@LibertyUtilities.com

On-Site Manager

Name:

Rick Rhoads

 Telephone No. :

623-298-4824

 Address:

14222 W McDowell Rd			
City:	Goodyear	State:	Arizona
		Zip Code:	85395

 Email:

Rick.Rhoads@LibertyUtilities.com

NA

Name:

NA

 Telephone No. :

NA

 Address:

NA			
City:	NA	State:	Arizona
		Zip Code:	NA

 Email:

NA

NA

Name:

NA

 Telephone No. :

NA

 Address:

NA			
City:	NA	State:	Arizona
		Zip Code:	NA

 Email:

NA

Ownership:

"C" Corporation

Counties Served:

Maricopa

Important changes during the year
--

No	For those companies not subject to the affiliated interest rules, has there been a change in ownership or direct control during the year?
	If yes, please provide specific details in the box below.
	NA

No	Has the company been notified by any other regulatory authorities during the year, that they are out of compliance?
	If yes, please provide specific details in the box below.
	NA

Liberty Utilities (Litchfield Park Water and Sewer) Corp
Annual Report
Utility Plant in Service (Wastewater)
12/31/19

Utility Plant in Service (Wastewater)							
Account No.	Description	Beginning Year Original Cost	Current Year Additions	Current Year Retirements	Adjusted Original Cost	Accumulated Depreciation	OCLD (OC less AD)
101.2	Operating Leases	\$0	\$0	\$0	\$0	\$0	\$0
351	Organization	0	0	0	0	0	0
352	Franchises	0	0	0	0	0	0
353	Land and Land Rights	5,915,810	0	0	5,915,810	0	5,915,810
354	Structures and Improvements	33,070,424	0	0	33,070,424	8,913,615	24,156,809
355	Power Generation Equipment	605,351	6,884	0	612,235	429,908	182,327
360	Collections Wastewater - Force	1,716,700	1,285	0	1,717,985	454,294	1,263,691
361	Collections Wastewater - Gravity	35,268,391	624,339	1,185	35,891,545	9,589,192	26,302,353
362	Special Collecting Structures	0	0	0	0	0	0
363	Services to Customers	450,139	107,463	0	557,602	69,629	487,973
364	Flow Measuring Devices	153,074	0	0	153,074	126,571	26,503
365	Flow Measuring Installations	0	0	0	0	0	0
366	Reuse Services	4,078,105	0	0	4,078,105	1,688,551	2,389,554
367	Reuse Meters & Meter Installations	53,949	0	0	53,949	28,236	25,713
370	Receiving Wells	860,393	175,416	0	1,035,809	498,560	537,249
371	Pumping Equipment	4,133,476	360,599	2,944	4,491,131	1,975,773	2,515,358
374	Reuse Distribution Reservoirs	58,656	0	0	58,656	19,489	39,168
375	Reuse Trans. And Distr. Equipment	729,093	0	0	729,093	138,784	590,309
380	Treatment and Disposal Equipment	20,326,367	336,987	31,717	20,631,636	6,539,743	14,091,893
381	Plant Sewers	6,956,254	0	0	6,956,254	1,117,987	5,838,267
382	Outfall Sewer Lines	343,681	0	0	343,681	197,595	146,086
389	Other Plant and Misc. Equipment	842,986	0	0	842,986	206,962	636,023
390	Office Furniture and Equipment	368,069	10,179	0	378,248	199,542	178,706
390.1	Computer & Software	199,707	3,619	3,238	200,089	99,718	100,371
391	Transportation Equipment	328,843	0	0	328,843	303,452	25,391
392	Stores Equipment	8,968	0	0	8,968	6,159	2,808
393	Tools, Shop and Garage Equipment	432,786	31,886	6,319	458,353	80,504	377,849
394	Laboratory Equipment	201,289	2,419	0	203,708	179,811	23,897
395	Power Operated Equipment	61,831	0	0	61,831	10,000	51,830
396	Communication Equipment	1,459,423	3,546	1,505	1,461,465	657,594	803,871
397	Miscellaneous Equipment	649,139	27,224	25,991	650,372	590,703	59,669
398	Other Tangible Plant	81,810	0	0	81,810	10,908	70,902
	Totals	\$119,354,712	\$1,691,846	\$72,898	\$120,973,660	\$34,133,281	\$86,840,379

Instructions: Fill out the Grey Cells with the relevant information. Input 0 or none if there is nothing recorded in that account or there is no applicable information to report.

Liberty Utilities (Litchfield Park Water and Sewer) Corp
Annual Report
Depreciation Expense for the Current Year (Wastewater)
12/31/19

Depreciation Expense for the Current Year (Wastewater)								
Account No.	Description	Beginning Year Original Cost	Current Year Additions	Current Year Retirements	Adjusted Original Cost	Fully Depreciated/Non-depreciable Plant	Depreciation Percentages	Depreciation Expense
101.2	Operating Leases	\$0	\$0	\$0	\$0	\$0	0.00%	\$0
351	Organization	0	0	0	0	0	0.00%	0
352	Franchises	0	0	0	0	0	0.00%	0
353	Land and Land Rights	5,915,810	0	0	5,915,810	0	0.00%	0
354	Structures and Improvements	33,070,424	0	0	33,070,424	0	3.33%	1,101,245
355	Power Generation Equipment	605,351	6,884	0	612,235	0	5.00%	30,440
360	Collections Wastewater - Force	1,716,700	1,285	0	1,717,985	0	2.00%	34,347
361	Collections Wastewater - Gravity	35,268,391	624,339	1,185	35,891,545	0	2.00%	711,599
362	Special Collecting Structures	0	0	0	0	0	2.00%	0
363	Services to Customers	450,139	107,463	0	557,602	0	2.00%	10,077
364	Flow Measuring Devices	153,074	0	0	153,074	80,172	10.00%	7,290
365	Flow Measuring Installations	0	0	0	0	0	10.00%	0
366	Reuse Services	4,078,105	0	0	4,078,105	0	2.00%	81,562
367	Reuse Meters & Meter Installations	53,949	0	0	53,949	0	8.33%	4,494
370	Receiving Wells	860,393	175,416	0	1,035,809	0	3.33%	31,572
371	Pumping Equipment	4,133,476	360,599	2,944	4,491,131	454,628	12.50%	482,209
374	Reuse Distribution Reservoirs	58,656	0	0	58,656	0	2.50%	1,466
375	Reuse Trans. And Distr. Equipment	729,093	0	0	729,093	0	2.50%	18,227
380	Treatment and Disposal Equipment	20,326,367	336,987	31,717	20,631,636	0	5.00%	1,023,950
381	Plant Sewers	6,956,254	0	0	6,956,254	0	5.00%	347,813
382	Outfall Sewer Lines	343,681	0	0	343,681	0	3.33%	11,445
389	Other Plant and Misc. Equipment	842,986	0	0	842,986	51,399	6.67%	52,799
390	Office Furniture and Equipment	368,069	10,179	0	378,248	90,298	6.67%	18,867
390.1	Computer & Software	199,707	3,619	3,238	200,089	0	20.00%	39,980
391	Transportation Equipment	328,843	0	0	328,843	270,363	20.00%	11,696
392	Stores Equipment	8,968	0	0	8,968	0	4.00%	359
393	Tools, Shop and Garage Equipment	432,786	31,886	6,319	458,353	0	5.00%	22,278
394	Laboratory Equipment	201,289	2,419	0	203,708	161,293	10.00%	4,121
395	Power Operated Equipment	61,831	0	0	61,831	0	5.00%	3,092
396	Communication Equipment	1,459,423	3,546	1,505	1,461,465	389,950	10.00%	107,049
397	Miscellaneous Equipment	649,139	27,224	25,991	650,372	0	10.00%	64,976
398	Other Tangible Plant	81,810	0	0	81,810	0	10.00%	8,181
	Subtotal	\$119,354,712	\$1,691,846	\$72,898	\$120,973,660	\$1,498,104		\$4,231,133

Contribution(s) in Aid of Construction (Gross)	\$52,515,330
Less: Non Amortizable Contribution(s)	0
Fully Amortized Contribution(s)	44,481
Amortizable Contribution(s)	\$52,470,849
Times: Proposed Amortization Rate	3.54%
Amortization of CIAC	\$1,858,353
Less: Amortization of CIAC	\$1,858,353
DEPRECIATION EXPENSE	\$2,372,780

Instructions: Fill out the Grey Cells with the relevant information. Input 0 or none if there is nothing recorded in that account or there is no applicable information to report.

Liberty Utilities (Litchfield Park Water and Sewer) Corp
Annual Report
Balance Sheet Assets
12/31/19

Balance Sheet Assets				
	Assets		Balance at Beginning of Year (2019)	Balance at End of Year (2019)
Account No.	Current and Accrued Assets			
131	Cash		\$112,023	115,282.60
132	Special Deposits		4,560,053	6,329,133
135	Temporary Cash Investments		0	0
141	Customer Accounts Receivable		860,410	932,730
142	Other Accounts Receivable		(105,541)	(19,490)
143	Accumulated Provision for Uncollectable Accounts		(2,328)	(1,762)
146	Notes Receivable from Associated Companies		0	0
151	Plant Material and Supplies		0	0
162	Prepayments		36,358	12,530
173	Accrued Utility Revenue		1,003,893	95,557
174	Miscellaneous Current and Accrued Assets		0	437
	Total Current and Accrued Assets		\$6,464,868	\$7,464,418
	Deferred Debits			
186.1	Deferred Rate Case Expense		(\$2,024)	\$125,208
186.2	Other Deferred Debits		449,086	195,416
	Total Deferred Debits		\$447,062	\$320,625
	Fixed Assets			
101	Utility Plant in Service*		\$119,354,712	\$120,973,660
103	Property Held for Future Use		38,480	38,480
105	Construction Work in Progress		4,398,745	7,477,903
108	Accumulated Depreciation (enter as negative)*		(29,800,842)	(34,133,281)
121	Non-Utility Property		0	0
122	Accumulated Depreciation - Non Utility		0	0
	Total Fixed Assets		\$93,991,095	\$94,356,762
	Total Assets		\$100,903,025	\$102,141,805

Instructions: Fill out the Grey Cells with the relevant information. Input 0 or none if there is nothing recorded in that account or there is no applicable information to report.

Note these items feed automatically from the adjusted end of year balance from AR4.

Liberty Utilities (Litchfield Park Water and Sewer) Corp
 Annual Report
 Balance Sheet Liabilities and Owners Equity

Balance Sheet Liabilities and Owners Equity				
	Liabilities		Balance at Beginning of Year (2019)	Balance at End of Year (2019)
Account No.	Current Liabilities			
231	Accounts Payable		(\$666)	\$195
232	Notes Payable (Current Portion)		0	0
234	Notes Payable to Associated Companies		2,878,950	225,486
235	Customer Deposits		0	0
236	Accrued Taxes		70,129	0
237	Accrued Interest		0	0
241	Miscellaneous Current and Accrued Liabilities		2,657,266	593,115
253	Other Deferred Credits		0	0
	Total Current Liabilities		\$5,605,678	\$818,796
	Long Term Debt			
224	Long Term Debt (Notes and Bonds)		\$0	\$0
	Total Long Term Debt		\$0	\$0
	Deferred Credits			
252	Advances in Aid of Construction		\$3,665,336	\$4,044,290
253	Other Deferred Credits		\$6,931,918	\$6,114,238
255	Accumulated Deferred Investment Tax Credits		0	307,415
271	Contributions in Aid of Construction		51,166,838	52,515,330
272	Less: Amortization of Contributions		(10,729,481)	(12,029,938)
281	Accumulated Deferred Income Tax		2,643,468	15,058,880
	Total Deferred Credits		\$53,678,080	\$66,010,215
	Total Liabilities		\$59,283,758	\$66,829,011
	Capital Accounts			
201	Common Stock Issued		\$0	\$0
211	Other Paid-In Capital		26,958,429	25,249,009
215	Retained Earnings		14,660,838	10,063,785
218	Proprietary Capital (Sole Props and Partnerships)		0	0
	Total Capital		\$41,619,267	\$35,312,794
	Total Liabilities and Capital		\$100,903,025	\$102,141,805

Instructions: Fill out the Grey Cells with the relevant information. Input 0 or none if there is nothing recorded in that account or there is no applicable information to report.

Note: Total liabilities and Capital must match total assets for the beginning and end of the year!

Liberty Utilities (Litchfield Park Water and Sewer) Corp
Annual Report
Wastewater Comparative Income Statement
12/31/19

Wastewater Comparative Income Statement			
Account No.	Calendar Year	Current Year 01/01/2019 -	Last Year 01/01/2018 -
	Operating Revenue		
521	Flat Rate Revenues	\$13,138,378	\$11,832,930
522	Measured Revenues	1,334,489	1,104,636
534	Rents from Wastewater Property	0	0
536	Other Wastewater Revenues	231,197	765,022
	Total Revenues	\$14,704,063	\$13,702,587
	Operating Expenses		
701	Salaries and Wages	\$0	\$0
704	Employee Pensions and Benefits	0	0
710	Purchased Wastewater Treatment	35,676	44,081
711	Sludge Removal Expense	386,206	349,354
715	Purchased Power	566,519	822,888
716	Fuel for Power Production	4,001	626
718	Chemicals	411,642	458,822
720	Materials and Supplies	126,356	130,049
720.1	Repairs and Maintenance	0	0
720.2	Office Supplies and Expense	0	0
721	Office Expense	22,755	48,877
731	Contractual Services -Engineering	0	0
732	Contractual Services - Accounting	0	6,765
733	Contractual Services - Legal	11,342	76,818
734	Contractual Services - Management Fees	2,810,085	2,488,432
735	Contractual Services - Testing	35,582	32,067
736	Contractual Services - Other	1,443,668	1,591,958
740	Rents - Building	0	0
742	Rents - Equipment	2,452	2,354
750	Transportation Expenses	44,839	41,396
757	Insurance - General Liability	52,457	47,886
758	Insurance - Worker's Compensation	0	0
759	Insurance - Other	0	0
760	Advertising Expense	0	0
766	Regulatory Commission Expense - Rate Case	0	0
767	Regulatory Commission Expense - Other	(140,389)	244,989
770	Bad Debt Expense	(9,514)	8,733
775	Miscellaneous Expense	155,400	(460,355)
403	Depreciation Expense (From Schedule AR4)	2,372,780	4,875,459
408	Taxes Other Than Income	0	0
408.11	Property Taxes	627,763	616,624
408.12	Payroll Taxes	0	0
409	Income Taxes	0	0
	Total Operating Expenses	\$8,959,622	\$11,427,823
	Operating Income / (Loss)	\$5,744,441	\$2,274,764
	Other Income / (Expense)		
414	Gain (Loss) on Dispositions	\$0	\$0
419	Interest and Dividend Income	0	0
420	AFUDC Income	(3,066)	3,173
421	Non-Utility Income	0	0
426	Miscellaneous Non-Utility (Expense)	0	0
427	Interest (Expense)	(31,108)	(26,206)
	Total Other Income / (Expense)	(\$34,175)	(\$23,032)
	Net Income / (Loss)	\$5,710,267	\$2,251,732

Instructions: Fill out the Grey Cells with the relevant information. Input 0 or none if there is nothing recorded in that account or there is no applicable information to report.

Full time equivalent employees

	Direct Company	Allocated	Outside service	Total
President	0.0	0.3	0.0	0.3
Vice-president	0.0	0.1	0.0	0.1
Manager	0.0	2.9	0.0	2.9
Engineering Staff	0.0	1.6	0.0	1.6
System Operator(s)	0.0	11.9	0.0	11.9
Customer Service	0.0	5.7	0.0	5.7
Accounting	0.0	3.0	0.0	3.0
Business Office	0.0	1.0	0.0	1.0
Rates Department	0.0	0.9	0.0	0.9
Administrative Staff	0.0	0.0	0.0	0.0
Other	0.0	0.6	0.0	0.6
Total	0.0	28.0	0.0	28.0

Instructions: Fill out the Grey Cells with the relevant information. Input 0 or none if there is nothing recorded in that account or there is no applicable information to report. A full-time employee is based on 2080 total hours per year. Please calculate partial employees using 2080 hours.

Supplemental Financial Data (Long-Term Debt)				
	Loan #1	Loan #2	Loan #3	Loan #4
Date Issued	NA	NA	NA	NA
Source of Loan	NA	NA	NA	NA
ACC Decision No.	NA	NA	NA	NA
Reason for Loan	NA	NA	NA	NA
Dollar Amt. Issued	NA	NA	NA	NA
Amount Outstanding	NA	NA	NA	NA
Date of Maturity	NA	NA	NA	NA
Interest Rate	NA	NA	NA	NA
Current Year Interest	NA	NA	NA	NA
Current Year Principal	NA	NA	NA	NA

Meter Deposit Balance at Test Year End:	\$0
---	-----

Meter Deposits Refunded During the Test Year:	\$0
---	-----

List all bonds, notes, loans, and other types of indebtedness in which the proceeds were used in the provision of public utility service. Indebtedness incurred for personal uses by the owner of the utility should not be listed. Input 0 or none if there is nothing to report for that cell.

Wastewater Utility Plant Description	
Name of System:	Liberty Utilities (Litchfield Park Water and Sewer) Corp.
Wastewater Inventory Number (if applicable):	100310
Type of Treatment	Other
Design Capacity of Plant (Gallons per day)	6550000

LIFT STATION FACILITIES					
Location	Quantity of Pumps	Horsepower Per Pump	Rated Capacity Per Pump (GPM)	Wet Well Capacity (gals)	Year Constructed
LPSCO Lift Station No 2	2	20	350	25000	2003
LPSCO Lift Station No 3	3	33	1050	30000	2003
N/A	N/A	N/A	N/A	N/A	N/A
N/A	N/A	N/A	N/A	N/A	N/A
N/A	N/A	N/A	N/A	N/A	N/A
N/A	N/A	N/A	N/A	N/A	N/A
N/A	N/A	N/A	N/A	N/A	N/A
N/A	N/A	N/A	N/A	N/A	N/A
N/A	N/A	N/A	N/A	N/A	N/A
N/A	N/A	N/A	N/A	N/A	N/A
N/A	N/A	N/A	N/A	N/A	N/A
N/A	N/A	N/A	N/A	N/A	N/A
N/A	N/A	N/A	N/A	N/A	N/A
N/A	N/A	N/A	N/A	N/A	N/A
N/A	N/A	N/A	N/A	N/A	N/A
N/A	N/A	N/A	N/A	N/A	N/A

FORCE MAINS		
Size	Material	Length (Feet)
8 inch	PVC/DIP	2,685
12 Inch	PVC/DIP	5,430
16 inch	PVC/DIP	6,566
NA	NA	NA
NA	NA	NA
NA	NA	NA
NA	NA	NA
NA	NA	NA
NA	NA	NA

MANHOLES	
Type	Quantity
Standard	4,762
Drop	63

CLEANOUTS	
Quantity	
218	
NA	
NA	
NA	

Note: If you are filing for more than one system, please provide separate sheets for each system.

Instructions: Fill out the Grey Cells with the relevant information. Input 0 or none if there is nothing recorded in that account or there is no applicable information to report. Copy and paste this sheet as many times as is necessary.

Wastewater Utility Plant Description (Continued)					
GRAVITY MAINS			SERVICES/LATERALS		
Sizes (inches)	Material	Length (feet)	Size (inches)	Material	Quantity
2	VCP/DIP/PVC	3,044	4	VCP;DIP;PVC	19,875
3	VCP/DIP/PVC	3,909	6	VCP;DIP;PVC	704
4	VCP/DIP/PVC	7,053	8	VCP;DIP;PVC	8
6	VCP/DIP/PVC	32,679	10	VCP;DIP;PVC	4
8	VCP/DIP/PVC	1,033,266	NA	NA	NA
10	VCP/DIP/PVC	65,260	NA	NA	NA
12	VCP/DIP/PVC	91,127	NA	NA	NA
15	VCP/DIP/PVC	61,856	NA	NA	NA
16	VCP/DIP/PVC	330	NA	NA	NA
18	VCP/DIP/PVC	28,182	NA	NA	NA
20	VCP/DIP/PVC	1,394	NA	NA	NA
21	VCP/DIP/PVC	26,009	NA	NA	NA
24	VCP/DIP/PVC	41,369	NA	NA	NA
30	VCP/DIP/PVC	16,976	NA	NA	NA
36	VCP/DIP/PVC	1,477	NA	NA	NA

For the following five items, list the utility owned assets in each category for each system.

SOLIDS PROCESSING AND HANDLING FACILITIES	4 Holding Tanks / 2 Centrifuge
DISINFECTION EQUIPMENT (Chlorinator, Ultra-Violet, Etc.)	Ultra violet
FILTRATION EQUIPMENT (Rapid Sand, Slow Sand, Activated Carbon, Etc.)	Aqua Disk Filters
STRUCTURES (Buildings, Fences, Etc.)	The facility currently contains 6 steel frame buildings w/concrete masonry unit (CMU) facia on enclosed concrete tank structures. The facility is bordered by rod iron fence, block wall and gate.
Other (Laboratory Equipment, Tools, Vehicles, Standby, Power Generators, Etc.)	Standby Generator, Tools, Lab Equipment, Vaccon Truck, CCTV Trailer, Tractor and Trailer, 5 Vehicles, Trash pump, Forklift,

Note: If you are filing for more than one system, please provide separate sheets for each system.

Instructions: Fill out the Grey Cells with the relevant information. Input 0 or none if there is nothing recorded in that account or there is no applicable information to report. Copy and paste this sheet as many times as is necessary.

Liberty Utilities (Litchfield Park Water and Sewer) Corp
 Annual Report
 Wastewater Flows
 12/31/19

Wastewater Flows					
Month	Number of Services	Total Monthly Sewage Flow (Gallons)	Sewage Flow on Peak Day	Purchased Power Expense ¹	Purchased Power (kWh) ²
January	18,588	132,262,000	4,758,000	\$56,122	687,700
February	18,630	121,045,000	4,706,000	55,015	627,370
March	18,703	143,298,000	4,964,000	57,477	703,055
April	18,727	136,142,000	4,792,000	58,092	682,132
May	18,791	128,210,000	4,490,000	82,185	679,138
June	18,862	119,711,000	4,220,000	63,150	612,657
July	18,933	124,667,000	4,424,000	58,778	618,422
August	18,964	133,031,000	4,781,000	59,243	611,328
September	19,006	128,235,000	4,676,000	74,229	610,351
October	19,068	131,114,000	4,744,000	64,178	632,445
November	19,058	135,642,000	5,124,000	43,798	637,021
December	19,058	137,960,000	4,876,000	74,877	671,754
Totals		1,571,317,000	56,555,000	\$747,144	7,773,373

Provide the following information as applicable per wastewater system:

Method of Effluent Disposal	Reuse
Groundwater Permit Number	None
ADEQ Aquifer Protection Permit ("APP") Number	100310
ADEQ Reuse Permit Number	R100310
EPA NPDES Permil Number	AZ0025712
APP Effluent Treatment Requirement (Class)?	A+
Permitted Flow Rate	6.55 MGD
Permitted Organic Capacity	N/A
Hydraulic Capacity	N/A
Type of Biological Treatment	Sequenced Batch Reactor (SBR)

In the space below, list all violations within the past 12 months:

No Notice of Violation Received from ADEQ

Note: If you are filing for more than one system, please provide separate sheets for each system.

1 Enter the total purchased power costs for the power meters associated with this system.

2 Enter the total purchased kWh used by the power meters associated with this system.

Instructions: Fill out the Grey Cells with the relevent information. Input 0 or none if there is nothing recorded in that account or there is no applicable information to report.

Other Wastewater System Information

Provide a calculation used to determine the value of one wastewater equivalent residential connection (ERC).

Use one of the following methods:

- (a) If actual flow data are available from the preceding 12 months, divide the total annual single family residence (SFR) gallons sold by the average number of single family residence customers for the same period and divide the result by 365 days.
- (b) If no historical flow data are available, use:
$$ERC = (\text{Total SFR gallons treated (Omit 000)} / 365 \text{ days} / 280 \text{ gallons per day})$$

For wastewater only utilities:

Subtract all general use and other non residential customer gallons from the total gallons treated. Divide the remainder (SFR customers) by 365 days to reveal single family residence customer gallons per day.

NOTE: Total gallons treated includes both treated and purchased treatment.

ERC

179

Method used:

(a)

What is the present system connection capacity (in ERCs *) using existing lines?

35,350

What is the future system connection capacity (in ERCs *) upon service area buildout?

40,000

Describe any plans and estimated completion dates for any enlargements or improvements of this system.

N/A

If the utility uses reuse as a means of effluent disposal, attach a list of the reuse end users and the amount of reuse provided to each, if known.

N/A

If the utility does not engage in reuse, has a reuse feasibility study been completed?

N/A

If so, when?

N/A

Liberty Utilities (Litchfield Park Water and Sewer) Corp
 Annual Report
 Utility Shutoffs / Disconnects
 12/31/19

Utility Shutoffs / Disconnects	
Name of System:	Liberty Utilites (Litchfield Park Water and Sewer) Corp.
Wastewater Inventory Number (if applicable):	100310

Month	Termination without Notice R14-2-609.B	Termination with Notice R14-2-609.C	Other
January	0	2	0
February	0	2	0
March	0	2	0
April	0	2	0
May	0	3	0
June	0	3	0
July	0	0	0
August	0	4	0
September	0	1	0
October	0	3	0
November	0	2	0
December	0	2	0
Total	0	26	0

Other (description):

NA

Instructions: Fill out the Grey Cells with the relevent information. Input 0 or none if there is nothing recorded in that account or there is no applicable information to report.

Liberty Utilities (Litchfield Park Water and Sewer) Corp
Annual Report
Property Taxes
12/31/19

Property Taxes	
----------------	--

Amount of actual property taxes paid during Calendar Year 2018 was	
--	--

	\$647,064
--	-----------

If no property taxes paid, explain why.

NA

Instructions: Fill out the Grey Cells with the relevant information. Input 0 or none if there is nothing recorded in that account or there is no applicable information to report.

Liberty Utilities (Litchfield Park Water and Sewer) Corp
Annual Report
Verification and Sworn Statement (Taxes)
12/31/19

Verification and Sworn Statement (Taxes)

Verification: State of Arizona I, the undersigned of the
(state name)

County of (county name): Maricopa
Name (owner or official) title: Matthew Garlick, President AZ
Company name: Liberty Utilities (Litchfield Park Water and Sewer) Corp

DO SAY THAT THIS ANNUAL UTILITY PROPERTY TAX AND SALES TAX REPORT TO THE ARIZONA CORPORATION COMMISSION.

FOR THE YEAR ENDING: 12/31/19

HAS BEEN PREPARED UNDER MY DIRECTION, FROM THE ORIGINAL BOOKS, PAPERS AND RECORDS OF SAID UTILITY; THAT I HAVE CAREFULLY EXAMINED THE SAME, AND DECLARE THE SAME TO BE A COMPLETE AND CORRECT STATEMENT OF BUSINESS AND AFFAIRS OF SAID UTILITY FOR THE PERIOD COVERED BY THIS REPORT IN RESPECT TO EACH AND EVERY MATTER AND THING SET FORTH, TO THE BEST OF MY KNOWLEDGE, INFORMATION AND BELIEF.

Sworn Statement: I HEREBY ATTEST THAT ALL PROPERTY TAXES FOR SAID COMPANY ARE CURRENT AND PAID IN FULL.

I HEREBY ATTEST THAT ALL SALES TAXES FOR SAID COMPANY ARE CURRENT AND PAID IN FULL.

RECEIVED
BY EMAIL

4/23/2020, 04:36 PM

ARIZONA CORPORATION COMMISSION
UTILITIES DIVISION

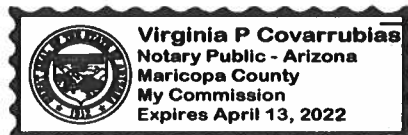
Matthew Garlick
signature of owner/official

623-298-3763
telephone no.

SUBSCRIBED AND SWORN TO BEFORE ME A NOTARY PUBLIC
IN AND FOR THE COUNTY

THIS 15th DAY OF April 2020
(month) and (year)

MY COMMISSION EXPIRES April 13, 2022
(date)



Virginia P. Covarrubias
(signature of notary public)

Verification and Sworn Statement

Verification:

State of Arizona I, the undersigned of the
(state name)
County of (county name): Maricopa
Name (owner or official) title: Matthew Garlick, President AZ
Company name: Liberty Utilities (Litchfield Park Water and Sewer) Corp

DO SAY THAT THIS ANNUAL UTILITY PROPERTY TAX AND SALES TAX REPORT TO THE ARIZONA CORPORATION COMMISSION.

FOR THE YEAR ENDING: 12/31/19

HAS BEEN PREPARED UNDER MY DIRECTION, FROM THE ORIGINAL BOOKS, PAPERS AND RECORDS OF SAID UTILITY; THAT I HAVE CAREFULLY EXAMINED THE SAME, AND DECLARE THE SAME TO BE A COMPLETE AND CORRECT STATEMENT OF BUSINESS AND AFFAIRS OF SAID UTILITY FOR THE PERIOD COVERED BY THIS REPORT IN RESPECT TO EACH AND EVERY MATTER AND THING SET FORTH, TO THE BEST OF MY KNOWLEDGE, INFORMATION AND BELIEF.

Sworn Statement: IN ACCORDANCE WITH THE REQUIREMENTS OF TITLE 40, ARTICLE 8, SECTION 40-401, ARIZONA REVISED STATUTES, IT IS HEREIN REPORTED THAT THE GROSS OPERATING REVENUE OF SAID UTILITY DERIVED FROM ARIZONA INTRASTATE UTILITY OPERATIONS DURING THE CALENDAR YEAR WAS:

Arizona Intrastate Gross Operating Revenues Only (\$)

\$14,704,063

(The amount in the box above includes

\$0 in sales taxes
billed or collected)

**RECEIVED
BY EMAIL**

4/23/2020, 04:36 PM

ARIZONA CORPORATION COMMISSION
UTILITIES DIVISION

Matthew Garlick

signature of owner/official

623-298-3763

telephone no.

SUBSCRIBED AND SWORN TO BEFORE ME A NOTARY PUBLIC
IN AND FOR THE COUNTY

THIS


15th

DAY OF

Maricopa
(county name)
April 2020
(month) and (year)

MY COMMISSION EXPIRES

April 13, 2022
(date)



Virginia P. Covarrubias
(signature of notary public)

Verification and Sworn Statement (Residential Revenue)

Verification:

State of Arizona I, the undersigned of the
(state name)

County of (county name): Maricopa
Name (owner or official) title: Matthew Garlick, President AZ
Company name: Liberty Utilities (Litchfield Park Water and Sewer) Corp

DO SAY THAT THIS ANNUAL UTILITY PROPERTY TAX AND SALES TAX REPORT TO THE ARIZONA CORPORATION COMMISSION.

FOR THE YEAR ENDING: 12/31/19

HAS BEEN PREPARED UNDER MY DIRECTION, FROM THE ORIGINAL BOOKS, PAPERS AND RECORDS OF SAID UTILITY; THAT I HAVE CAREFULLY EXAMINED THE SAME, AND DECLARE THE SAME TO BE A COMPLETE AND CORRECT STATEMENT OF BUSINESS AND AFFAIRS OF SAID UTILITY FOR THE PERIOD COVERED BY THIS REPORT IN RESPECT TO EACH AND EVERY MATTER AND THING SET FORTH, TO THE BEST OF MY KNOWLEDGE, INFORMATION AND BELIEF.

Sworn Statement: IN ACCORDANCE WITH THE REQUIREMENTS OF TITLE 40, ARTICLE 8, SECTION 40-401, ARIZONA REVISED STATUTES, IT IS HEREIN REPORTED THAT THE GROSS OPERATING REVENUE OF SAID UTILITY DERIVED FROM ARIZONA INTRASTATE UTILITY OPERATIONS RECEIVED FROM RESIDENTIAL CUSTOMERS DURING THE CALENDAR YEAR WAS:

Arizona Intrastate Gross Operating Revenues Only (\$)

\$12,501,727

(The amount in the box above includes

\$0 in sales taxes
billed or collected)

**RECEIVED
BY EMAIL**

4/23/2020, 04:36 PM

ARIZONA CORPORATION COMMISSION
UTILITIES DIVISION

Matthew Garlick
signature of owner/official

623-298-3763
telephone no.

SUBSCRIBED AND SWORN TO BEFORE ME A NOTARY PUBLIC
IN AND FOR THE COUNTY

Maricopa
(county name)

THIS 15th DAY OF April 2020
(month) and (year)

MY COMMISSION EXPIRES April 13, 2022
(date)



Virginia P. Covarrubias
(signature of notary public)

Gross-up Sharing Method for Income Tax Statement of Certification

Verification:

State of Arizona I, the undersigned of the
(state name)

County of (county name): Maricopa
Name (owner or official) title: Matthew Garlick, President AZ
Company name: Liberty Utilities (Litchfield Park Water and Sewer) Corp

FOR THE YEAR ENDING: 12/31/19

Sworn Statement: IN ACCORDANCE WITH THE REQUIREMENTS OF DECISION NO. 77084, BECAUSE THE UTILITY REQUIRES THE GROSS UP OF ADVANCES AND CONTRIBUTIONS, I HEREBY STATE THAT THE UTILITY HAS NOT INCURRED NOR IS EXPECTED TO INCUR A NET INCREASE IN CURRENT INCOME TAX EXPENSE OR A DECREASE IN DEFERRED TAX ASSET FOR A CARRY FORWARD ACCORDING TO GAAP IN AN AMOUNT EQUAL TO OR GREATER THAN THE AMOUNT OF THE REQUIRED GROSS UP PAID BY DEVELOPERS IN THE PERIOD COVERED BY THIS ANNUAL REPORT.

**RECEIVED
BY EMAIL**

4/23/2020, 04:36 PM
ARIZONA CORPORATION COMMISSION
UTILITIES DIVISION

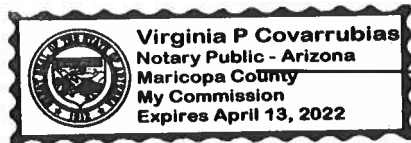
Matthew Garlick
signature of owner/official

623-298-3763
telephone no.

SUBSCRIBED AND SWORN TO BEFORE ME A NOTARY PUBLIC
IN AND FOR THE COUNTY Maricopa
(county name)

THIS 15th DAY OF April 2020
(month) and (year)

MY COMMISSION EXPIRES April 13, 2022
(date)



Virginia P. Covarrubias
(signature of notary public)