

RECEIVED  
UTILITIES DIVISION  
2019 APR 11 P 2:44

**ANNUAL REPORT**

Of

Company Name:   
1240 E. State St., Ste. 115

Mailing Address: Pahrump NV  
89048

Docket No.:   
For the Year Ended:

**WASTEWATER UTILITY**

To

Arizona Corporation Commission

**Due on April 15th**

Email: [rdelafuente@azcc.gov](mailto:rdelafuente@azcc.gov), mail or deliver the completed Annual Report to:  
Arizona Corporation Commission  
Compliance Section - Utilities Division  
1200 West Washington Street  
Phoenix, Arizona 85007

Application Type:   
Application Date:

4-12-19

ARIZONA CORPORATION COMMISSION  
WASTEWATER UTILITY ANNUAL REPORT  
Perkins Mountain Utility Company  
A Class  Utility

1. For the Calendar Year Ended: 12/31/18

2. Address: 

4544 Highway 95			
City:	Fort Mojave	State:	Arizona
		Zip Code:	86426

3. Telephone Number: 928-763-6676

4. Date of Original Organization of Utility: 5/13/2008

5. Person to whom correspondence should be addressed concerning this report:

Name: Nicole Winans  
Telephone No. : (775) 990-4860, Ext. 1222  
Address: 1240 E. State Street Ste. #115  
City: Pahrump State: Nevada Zip Code: 89048  
Email: Nicole.Winans@greatbasinwaterco.com

6. On-Site Manager:

Name: Steven Taylor  
Telephone No. : (928) 763-6676  
Address: 4544 Highway 95  
City: Fort Mojave State: Arizona Zip Code: 86426  
Email: Steven.Taylor@bermudawateraz.com

7. Ownership: "C" Corporation

8. Counties Served: Mohave

Utility Plant in Service (Wastewater)							
Account No.	Description	Beginning Year Original Cost	Current Year Additions	Current Year Retirements	Adjusted Original Cost	Accumulated Depreciation	OCLD (OC less AD)
351	Organization	349,108	\$0	\$0	\$349,108	69,556	\$279,552
352	Franchises	0	\$0	\$0	0	0	0
353	Land and Land Rights	0	\$0	\$0	0	0	0
354	Structures and Improvements	0	\$0	\$0	0	0	0
355	Power Generation Equipment	0	\$0	\$0	0	0	0
360	Collections Wastewater - Force	0	\$0	\$0	0	0	0
361	Collections Wastewater - Gravity	0	\$0	\$0	0	0	0
362	Special Collecting Structures	0	\$0	\$0	0	0	0
363	Services to Customers	0	\$0	\$0	0	0	0
364	Flow Measuring Devices	0	\$0	\$0	0	0	0
365	Flow Measuring Installations	0	\$0	\$0	0	0	0
366	Reuse Services	0	\$0	\$0	0	0	0
367	Reuse Meters & Meter Installations	0	\$0	\$0	0	0	0
370	Receiving Wells	0	\$0	\$0	0	0	0
371	Pumping Equipment	0	\$0	\$0	0	0	0
374	Reuse Distribution Reservoirs	0	\$0	\$0	0	0	0
375	Reuse Trans. And Distr. Equipment	0	\$0	\$0	0	0	0
380	Treatment and Disposal Equipment	0	\$0	\$0	0	0	0
381	Plant Sewers	0	\$0	\$0	0	0	0
382	Outfall Sewer Lines	0	\$0	\$0	0	0	0
389	Other Plant and Misc. Equipment	0	\$0	\$0	0	0	0
390	Office Furniture and Equipment	0	\$0	\$0	0	0	0
390.1	Computer & Software	0	\$0	\$0	0	0	0
391	Transportation Equipment	0	\$0	\$0	0	0	0
392	Stores Equipment	0	\$0	\$0	0	0	0
393	Tools, Shop and Garage Equipment	0	\$0	\$0	0	0	0
394	Laboratory Equipment	0	\$0	\$0	0	0	0
395	Power Operated Equipment	0	\$0	\$0	0	0	0
396	Communication Equipment	0	\$0	\$0	0	0	0
397	Miscellaneous Equipment	0	\$0	\$0	0	0	0
398	Other Tangible Plant	0	\$0	\$0	0	0	0
	<b>Totals</b>	<b>\$349,108</b>	<b>\$0</b>	<b>\$0</b>	<b>\$349,108</b>	<b>\$69,556</b>	<b>\$279,552</b>

**Instructions:** Fill out the Grey Cells with the relevant information. Input 0 or none if there is nothing recorded in that account or there is no applicable information to report.

Perkins Mountain Utility Company  
 Annual Report  
 Depreciation Expense for the Current Year (Wastewater)  
 12/31/18

Depreciation Expense for the Current Year (Wastewater)								
Account No.	Description	Beginning Year Original Cost	Current Year Additions	Current Year Retirements	Adjusted Original Cost	Fully Depreciated/Non-depreciable Plant	Depreciation Percentages	Depreciation Expense
351	Organization	\$349,108	\$0	\$0	\$349,108	\$0	2.00%	\$6,982
352	Franchises	0	0	0	0	\$0	0.00%	0
353	Land and Land Rights	0	0	0	0	\$0	0.00%	0
354	Structures and Improvements	0	0	0	0	\$0	0.00%	0
355	Power Generation Equipment	0	0	0	0	\$0	0.00%	0
360	Collections Wastewater - Force	0	0	0	0	\$0	0.00%	0
361	Collections Wastewater - Gravity	0	0	0	0	\$0	0.00%	0
362	Special Collecting Structures	0	0	0	0	\$0	0.00%	0
363	Services to Customers	0	0	0	0	\$0	0.00%	0
364	Flow Measuring Devices	0	0	0	0	\$0	0.00%	0
365	Flow Measuring Installations	0	0	0	0	\$0	0.00%	0
366	Reuse Services	0	0	0	0	\$0	0.00%	0
367	Reuse Meters & Meter Installations	0	0	0	0	\$0	0.00%	0
370	Receiving Wells	0	0	0	0	\$0	0.00%	0
371	Pumping Equipment	0	0	0	0	\$0	0.00%	0
374	Reuse Distribution Reservoirs	0	0	0	0	\$0	0.00%	0
375	Reuse Trans. And Distr. Equipment	0	0	0	0	\$0	0.00%	0
380	Treatment and Disposal Equipment	0	0	0	0	\$0	0.00%	0
381	Plant Sewers	0	0	0	0	\$0	0.00%	0
382	Outfall Sewer Lines	0	0	0	0	\$0	0.00%	0
389	Other Plant and Misc. Equipment	0	0	0	0	\$0	0.00%	0
390	Office Furniture and Equipment	0	0	0	0	\$0	0.00%	0
390.1	Computer & Software	0	0	0	0	\$0	0.00%	0
391	Transportation Equipment	0	0	0	0	\$0	0.00%	0
392	Stores Equipment	0	0	0	0	\$0	0.00%	0
393	Tools, Shop and Garage Equipment	0	0	0	0	\$0	0.00%	0
394	Laboratory Equipment	0	0	0	0	\$0	0.00%	0
395	Power Operated Equipment	0	0	0	0	\$0	0.00%	0
396	Communication Equipment	0	0	0	0	\$0	0.00%	0
397	Miscellaneous Equipment	0	0	0	0	\$0	0.00%	0
398	Other Tangible Plant	0	0	0	0	\$0	0.00%	0
	<b>Subtotal</b>	\$349,108	\$0	\$0	\$349,108	\$0		\$6,982

Contribution(s) in Aid of Construction (Gross)	\$0
Less: Non Amortizable Contribution(s)	0
Fully Amortized Contribution(s)	0
Amortizable Contribution(s)	\$0
Times: Proposed Amortization Rate	2.00%
<b>Amortization of CIAC</b>	\$0
<b>Less: Amortization of CIAC</b>	\$0
<b>DEPRECIATION EXPENSE</b>	<b>\$6,982</b>

**Instructions:** Fill out the Grey Cells with the relevant information. Input 0 or none if there is nothing recorded in that account or there is no applicable information to report.

Perkins Mountain Utility Company  
 Annual Report  
 Balance Sheet Assets  
 12/31/18

Balance Sheet Assets				
	Assets		Balance at Beginning of Year (2018)	Balance at End of Year (2018)
<b>Account No.</b>	<b>Current and Accrued Assets</b>			
131	Cash		0	0
132	Special Deposits		0	0
135	Temporary Cash Investments		0	0
141	Customer Accounts Receivable		0	0
142	Other Accounts Receivable		0	0
143	Accumulated Provision for Uncollectable Accounts		0	0
146	Notes Receivable from Associated Companies		(372,580)	(373,586)
151	Plant Material and Supplies		0	0
162	Prepayments		0	0
173	Accrued Utility Revenue		0	0
174	Miscellaneous Current and Accrued Assets		0	0
	<b>Total Current and Accrued Assets</b>		<b>(\$372,580)</b>	<b>(\$373,586)</b>
	<b>Deferred Debits</b>			
186.1	Deferred Rate Case Expense		\$0	\$0
	<b>Total Deferred Debits</b>		<b>\$0</b>	<b>\$0</b>
	<b>Fixed Assets</b>			
101	Utility Plant in Service*		\$349,108	\$349,108
103	Property Held for Future Use		0	0
105	Construction Work in Progress		0	0
108	Accumulated Depreciation (enter as negative)*		(62,574)	(69,556)
121	Non-Utility Property		0	0
122	Accumulated Depreciation - Non Utility		0	0
	<b>Total Fixed Assets</b>		<b>\$286,534</b>	<b>\$279,552</b>
	<b>Total Assets</b>		<b>(\$86,046)</b>	<b>(\$94,034)</b>

**Instructions:** Fill out the Grey Cells with the relevent information. Input 0 or none if there is nothing recorded in that account or there is no applicable information to report.

Note these items feed automatically from the adjusted end of year balance from AR4.

Perkins Mountain Utility Company  
 Annual Report  
 Balance Sheet Liabilities and Owners Equity

<b>Balance Sheet Liabilities and Owners Equity</b>				
	<b>Liabilities</b>		Balance at Beginning of Year (2018)	Balance at End of Year (2018)
<b>Account No.</b>	<b>Current Liabilities</b>			
231	Accounts Payable		0	0
232	Notes Payable (Current Portion)		0	0
234	Notes Payable to Associated Companies		0	0
235	Customer Deposits		0	0
236	Accrued Taxes		0	0
237	Accrued Interest		0	0
241	Miscellaneous Current and Accrued Liabilities		0	0
253	Other Deferred Credits		0	0
	<b>Total Current Liabilities</b>		<b>\$0</b>	<b>\$0</b>
	<b>Long Term Debt</b>			
224	Long Term Debt (Notes and Bonds)		\$0	\$0
	<b>Total Long Term Debt</b>		<b>\$0</b>	<b>\$0</b>
	<b>Deferred Credits</b>			
252	Advances in Aid of Construction		0	0
255	Accumulated Deferred Investment Tax Credits		0	0
271	Contributions in Aid of Construction		0	0
272	Less: Amortization of Contributions		0	0
281	Accumulated Deferred Income Tax		38,804	36,915
	<b>Total Deferred Credits</b>		<b>\$38,804</b>	<b>\$36,915</b>
	<b>Total Liabilities</b>		<b>\$38,804</b>	<b>\$36,915</b>
	<b>Capital Accounts</b>			
201	Common Stock Issued		1	1
211	Other Paid-In Capital		0	0
215	Retained Earnings		(124,851)	(130,950)
218	Proprietary Capital (Sole Props and Partnerships)		0	0
	<b>Total Capital</b>		<b>(\$124,850)</b>	<b>(\$130,949)</b>
	<b>Total Liabilities and Capital</b>		<b>(\$86,046)</b>	<b>(\$94,034)</b>

**Instructions:** Fill out the Grey Cells with the relevant information. Input 0 or none if there is nothing recorded in that account or there is no applicable information to report.

**Note:** Total liabilities and Capital must match total assets for the beginning and end of the year!

Perkins Mountain Utility Company  
Annual Report  
Wastewater Comparative Income Statement  
12/31/18

Wastewater Comparative Income Statement			
Account No.	Calendar Year	Current Year	Last Year
		01/01/2018 - 12/31/2018	01/01/2017 - 12/31/2017
	<b>Operating Revenue</b>		
521	Flat Rate Revenues	\$0	\$0
522	Measured Revenues	0	0
534	Rents from Wastewater Property	0	0
536	Other Wastewater Revenues	0	0
	<b>Total Revenues</b>	<b>\$0</b>	<b>\$0</b>
	<b>Operating Expenses</b>		
701	Salaries and Wages	\$0	\$0
704	Employee Pensions and Benefits	0	0
710	Purchased Wastewater Treatment	0	0
711	Sludge Removal Expense	0	0
715	Purchased Power	0	0
716	Fuel for Power Production	0	0
718	Chemicals	0	0
720	Materials and Supplies	0	0
720.1	Repairs and Maintenance	0	0
720.2	Office Supplies and Expense	0	0
721	Office Expense	0	0
731	Contractual Services -Engineering	0	0
732	Contractual Services - Accounting	0	0
733	Contractual Services - Legal	0	0
734	Contractual Services - Management Fees	0	0
735	Contractual Services - Testing	0	0
736	Contractual Services - Other	0	192
740	Rents - Building	0	0
742	Rents - Equipment	0	0
750	Transportation Expenses	0	0
757	Insurance - General Liability	0	0
758	Insurance - Worker's Compensation	0	0
759	Insurance - Other	0	0
760	Advertising Expense	0	0
766	Regulatory Commission Expense - Rate Case	0	0
767	Regulatory Commission Expense - Other	0	0
770	Bad Debt Expense	0	0
775	Miscellaneous Expense	261	8
403	Depreciation Expense (From Schedule AR4)	6,982	6,982
408	Taxes Other Than Income	695	695
408.11	Property Taxes	0	0
408.12	Payroll Taxes	0	0
409	Income Taxes	(1,839)	(15,171)
	<b>Total Operating Expenses</b>	<b>\$6,099</b>	<b>(\$7,293)</b>
	<b>Operating Income / (Loss)</b>	<b>(\$6,099)</b>	<b>\$7,293</b>
	<b>Other Income / (Expense)</b>		
414	Gain (Loss) on Dispositions	\$0	\$0
419	Interest and Dividend Income	0	0
421	Non-Utility Income	0	0
426	Miscellaneous Non-Utility (Expense)	0	0
427	Interest (Expense)	0	0
	<b>Total Other Income / (Expense)</b>	<b>\$0</b>	<b>\$0</b>
	<b>Net Income / (Loss)</b>	<b>(\$6,099)</b>	<b>\$7,293</b>

**Instructions:** Fill out the Grey Cells with the relevant information. Input 0 or none if there is nothing recorded in that account or there is no applicable information to report.

**Full time equivalent employees**

	Direct Company	Outside service	Total
President	0.0	0.0	0.0
Vice-president	0.0	0.0	0.0
Manager	0.0	0.0	0.0
Engineering Staff	0.0	0.0	0.0
System Operator(s)	0.0	0.0	0.0
Customer Service	0.0	0.0	0.0
Accounting	0.0	0.0	0.0
Business Office	0.0	0.0	0.0
Rates Department	0.0	0.0	0.0
Administrative Staff	0.0	0.0	0.0
Other	0.0	0.0	0.0
<b>Total</b>	0.0	0.0	0.0

**Instructions:** Fill out the Grey Cells with the relevant information. Input 0 or none if there is nothing recorded in that account or there is no applicable information to report. A full-time employee is based on 2080 total hours per year. Please calculate partial employees using 2080 hours.



<b>Supplemental Financial Data (Long-Term Debt)</b>				
	Loan #1	Loan #2	Loan #3	Loan #4
Date Issued	None	None	None	None
Source of Loan	None	None	None	None
ACC Decision No.	None	None	None	None
Reason for Loan	None	None	None	None
Dollar Amt. Issued	None	None	None	None
Amount Outstanding	None	None	None	None
Date of Maturity	None	None	None	None
Interest Rate	None	None	None	None
Current Year Interest	None	None	None	None
Current Year Principal	None	None	None	None

Meter Deposit Balance at Test Year End:	-
---	---

Meter Deposits Refunded During the Test Year:	-
---	---

*List all bonds, notes, loans, and other types of indebtedness in which the proceeds were used in the provision of public utility service. Indebtedness incurred for personal uses by the owner of the utility should not be listed. Input 0 or none if there is nothing to report for that cell.*

**Wastewater Utility Plant Description**

Name of System:	Perkins Mountain Utility Company
Wastewater Inventory Number (if applicable):	N/A
Type of Treatment	N/A
Design Capacity of Plant (Gallons per day)	N/A

<b>LIFT STATION FACILITIES</b>				
Location	Quantity of Pumps	Horsepower Per Pump	Rated Capacity Per Pump (GPM)	Wet Well Capacity (gals)
N/A	N/A	N/A	N/A	N/A
N/A	N/A	N/A	N/A	N/A
N/A	N/A	N/A	N/A	N/A
N/A	N/A	N/A	N/A	N/A
N/A	N/A	N/A	N/A	N/A
N/A	N/A	N/A	N/A	N/A
N/A	N/A	N/A	N/A	N/A
N/A	N/A	N/A	N/A	N/A
N/A	N/A	N/A	N/A	N/A
N/A	N/A	N/A	N/A	N/A
N/A	N/A	N/A	N/A	N/A
N/A	N/A	N/A	N/A	N/A
N/A	N/A	N/A	N/A	N/A
N/A	N/A	N/A	N/A	N/A
N/A	N/A	N/A	N/A	N/A
N/A	N/A	N/A	N/A	N/A
N/A	N/A	N/A	N/A	N/A

<b>FORCE MAINS</b>		
Size	Material	Length (Feet)
NA	N/A	N/A
NA	N/A	N/A
NA	N/A	N/A
NA	N/A	N/A
NA	N/A	N/A
NA	N/A	N/A
NA	N/A	N/A

<b>MANHOLES</b>	
Type	Quantity
Standard	N/A
Drop	N/A

<b>CLEANOUTS</b>
Quantity
N/A
N/A
N/A
N/A

Note: If you are filing for more than one system, please provide separate sheets for each system.

Instructions: Fill out the Grey Cells with the relevent information. Input 0 or none if there is nothing recorded in that account or there is no applicable information to report. Copy and paste this sheet as many times as is necessary.

Wastewater Utility Plant Description (Continued)						
COLLECTION MAINS				SERVICES/LATERALS		
Sizes (inches)	Material		Length (feet)	Size (inches)	Material	Quantity
N/A	N/A	N/A	N/A	N/A	N/A	N/A
N/A	N/A	N/A	N/A	N/A	N/A	N/A
N/A	N/A	N/A	N/A	N/A	N/A	N/A
N/A	N/A	N/A	N/A	N/A	N/A	N/A
N/A	N/A	N/A	N/A	N/A	N/A	N/A
N/A	N/A	N/A	N/A	N/A	N/A	N/A
N/A	N/A	N/A	N/A	N/A	N/A	N/A
N/A	N/A	N/A	N/A	N/A	N/A	N/A
N/A	N/A	N/A	N/A	N/A	N/A	N/A
N/A	N/A	N/A	N/A	N/A	N/A	N/A
N/A	N/A	N/A	N/A	N/A	N/A	N/A
N/A	N/A	N/A	N/A	N/A	N/A	N/A
N/A	N/A	N/A	N/A	N/A	N/A	N/A
N/A	N/A	N/A	N/A	N/A	N/A	N/A
N/A	N/A	N/A	N/A	N/A	N/A	N/A
N/A	N/A	N/A	N/A	N/A	N/A	N/A
N/A	N/A	N/A	N/A	N/A	N/A	N/A

For the following five items, list the utility owned assets in each category for each system.

<b>SOLIDS PROCESSING AND HANDLING FACILITIES</b>	N/A
<b>DISINFECTION EQUIPMENT (Chlorinator, Ultra-Violet, Etc.)</b>	N/A
<b>FILTRATION EQUIPMENT (Rapid Sand, Slow Sand, Activated Carbon, Etc.)</b>	N/A
<b>STRUCTURES (Buildings, Fences, Etc.)</b>	N/A
<b>Other (Laboratory Equipment, Tools, Vehicles, Standby, Power Generators, Etc.)</b>	N/A

Note: If you are filing for more than one system, please provide separate sheets for each system.

Instructions: Fill out the Grey Cells with the relevant information. Input 0 or none if there is nothing recorded in that account or there is no applicable information to report. Copy and paste this sheet as many times as is necessary.

Wastewater Flows					
Month	Number of Services	Total Monthly Sewage Flow	Sewage Flow on Peak Day	Purchased Power Expense <sup>1</sup>	Purchased Power (kWh) <sup>2</sup>
January	N/A	N/A	N/A	N/A	N/A
February	N/A	N/A	N/A	N/A	N/A
March	N/A	N/A	N/A	N/A	N/A
April	N/A	N/A	N/A	N/A	N/A
May	N/A	N/A	N/A	N/A	N/A
June	N/A	N/A	N/A	N/A	N/A
July	N/A	N/A	N/A	N/A	N/A
August	N/A	N/A	N/A	N/A	N/A
September	N/A	N/A	N/A	N/A	N/A
October	N/A	N/A	N/A	N/A	N/A
November	N/A	N/A	N/A	N/A	N/A
December	N/A	N/A	N/A	N/A	N/A
<b>Totals</b>		<b>0</b>	<b>0</b>	<b>\$0</b>	<b>0</b>

Provide the following information as applicable per wastewater system:

Method of Effluent Disposal	Other
Groundwater Permit Number	N/A
ADEQ Aquifer Protection Permit ("APP") Number	N/A
ADEQ Reuse Permit Number	N/A
EPA NPDES Permil Number	N/A
APP Effluent Treatment Requirement (Class)?	N/A
Permitted Flow Rate	N/A
Permitted Organic Capacity	N/A
Hydraulic Capacity	N/A
Type of Biological Treatment	N/A

In the space below, list all violations within the past 12 months:

N/A

Note: If you are filing for more than one system, please provide separate sheets for each system.

<sup>1</sup> Enter the total purchased power costs for the power meters associated with this system.

<sup>2</sup> Enter the total purchased kWh used by the power meters associated with this system.

Instructions: Fill out the Grey Cells with the relevent information. Input 0 or none if there is nothing recorded in that account or there is no applicable information to report.

Perkins Mountain Utility Company  
Annual Report  
Property Taxes  
12/31/18

Property Taxes	
Amount of actual property taxes paid during Calendar Year 2018 was	-

If no property taxes paid, explain why.
N/A

**Instructions:** Fill out Grey Cells with relevant information. Input 0 or none if there is nothing recorded in that account or there is no applicable information to report.

**Verification and Sworn Statement (Taxes)**

**Verification:** State of Arizona I, the undersigned of the  
(state name)

County of (county name): Mohave  
Name (owner or official) title: Wendy Barnett, President  
Company name: Perkins Mountain Utility Company

DO SAY THAT THIS ANNUAL UTILITY PROPERTY TAX AND SALES TAX REPORT TO THE ARIZONA CORPORATION COMMISSION.

FOR THE YEAR ENDING: 12/31/18

HAS BEEN PREPARED UNDER MY DIRECTION, FROM THE ORIGINAL BOOK, PAPERS AND RECORDS OF SAID UTILITY; THAT I HAVE CAREFULLY EXAMINED THE SAME, AND DECLARE THE SAME TO BE A COMPLETE AND CORRECT STATEMENT OF BUSINESS AND AFFAIRS OF SAID UTILITY FOR THE PERIOD COVERED BY THIS REPORT IN RESPECT TO EACH AND EVERY MATTER AND THING SET FORTH, TO THE BEST OF MY KNOWLEDGE, INFORMATION AND BELIEF.

**Sworn Statement** I HEREBY ATTEST THAT ALL PROPERTY TAXES FOR SAID COMPANY ARE CURRENT AND PAID IN FULL.

I HEREBY ATTEST THAT ALL SALES TAXES FOR SAID COMPANY ARE CURRENT AND PAID IN FULL.

RECEIVED  
UTILITIES DIVISION  
2019 APR 11 P 2:44  
ARIZONA CORPORATION  
COMMISSION


Wendy Barnett  
signature of owner/ official  
(775)-990-4830  
telephone no.

SUBSCRIBED AND SWORN TO BEFORE ME A NOTARY PUBLIC  
IN AND FOR THE COUNTY

THIS 10<sup>th</sup> DAY OF APRIL 2019  
(county name) (month) and (year)

MY COMMISSION EXPIRES

SEPT. 18, 2021  
(date)



Judith E. Gillmore  
(signature of notary public)

**Verification and Sworn Statement**

**Verification:**

State of Arizona I, the undersigned of the  
(state name)  
County of (county name): Mohave  
Name (owner or official) title: Wendy Barnett, President  
Company name: Perkins Mountain Utility Company

DO SAY THAT THIS ANNUAL UTILITY PROPERTY TAX AND SALES TAX REPORT TO THE ARIZONA CORPORATION COMMISSION.

FOR THE YEAR ENDING: 12/31/18

HAS BEEN PREPARED UNDER MY DIRECTION, FROM THE ORIGINAL BOOKS, PAPERS AND RECORDS OF SAID UTILITY; THAT I HAVE CAREFULLY EXAMINED THE SAME, AND DECLARE THE SAME TO BE A COMPLETE AND CORRECT STATEMENT OF BUSINESS AND AFFAIRS OF SAID UTILITY FOR THE PERIOD COVERED BY THIS REPORT IN RESPECT TO EACH AND EVERY MATTER AND THING SET FORTH, TO THE BEST OF MY KNOWLEDGE, INFORMATION AND BELIEF.

**Sworn Statement**

IN ACCORDANCE WITH THE REQUIREMENTS OF TITLE 40, ARTICLE 8, SECTION 40-401, ARIZONA REVISED STATUTES, IT IS HEREIN REPORTED THAT THE GROSS OPERATING REVENUE OF SAID UTILITY DERIVED FROM ARIZONA INTRASTATE UTILITY OPERATIONS DURING THE CALENDAR YEAR WAS:

Arizona Intrastate Gross Operating Revenues Only (\$)

-  
(The amount in the box above includes

- in sales taxes  
(billed or collected)

RECEIVED  
UTILITIES DIVISION  
2019 APR 11 P 2:44  
ARIZONA CORPORATION COMMISSION

*Wendy Barnett*

signature of owner/official

(775)-990-4830

telephone no.

SUBSCRIBED AND SWORN TO BEFORE ME A NOTARY PUBLIC  
IN AND FOR THE COUNTY


THIS

10<sup>th</sup>

DAY OF

APRIL 2019  
(month) and (year)

MOHAVE  
(county name)



SEPT. 18, 2021  
(date)

*Judith E. Gillmore*  
(signature of notary public)

Verification and Sworn Statement (Residential Revenue)

Verification:

State of Arizona I, the undersigned of the  
(state name)  
County of (county name): Mohave  
Name (owner or official) title: Wendy Barnett, President  
Company name: Perkins Mountain Utility Company

DO SAY THAT THIS ANNUAL UTILITY PROPERTY TAX AND SALES TAX REPORT TO THE ARIZONA CORPORATION COMMISSION.

FOR THE YEAR ENDING: 12/31/18

HAS BEEN PREPARED UNDER MY DIRECTION, FROM THE ORIGINAL BOOKS, PAPERS AND RECORDS OF SAID UTILITY; THAT I HAVE CAREFULLY EXAMINED THE SAME, AND DECLARE THE SAME TO BE A COMPLETE AND CORRECT STATEMENT OF BUSINESS AND AFFAIRS OF SAID UTILITY FOR THE PERIOD COVERED BY THIS REPORT IN RESPECT TO EACH AND EVERY MATTER AND THING SET FORTH, TO THE BEST OF MY KNOWLEDGE, INFORMATION AND BELIEF.

Sworn Statement: IN ACCORDANCE WITH THE REQUIREMENTS OF TITLE 40, ARTICLE 8, SECTION 40-401, ARIZONA REVISED STATUTES, IT IS HEREIN REPORTED THAT THE GROSS OPERATING REVENUE OF SAID UTILITY DERIVED FROM ARIZONA INTRASTATE UTILITY OPERATIONS RECEIVED FROM RESIDENTIAL CUSTOMERS DURING THE CALENDAR YEAR WAS:

Arizona Intrastate Gross Operating Revenues Only (\$)

-  
(The amount in the box above includes  
- in sales taxes  
billed or collected)

*Wendy Barnett*

signature of owner/official

(775)-990-4830  
telephone no.

RECEIVED  
UTILITIES DIVISION  
2019 APR 11 P 2:41  
ARIZONA CORPORATION  
COMMISSION

SUBSCRIBED AND SWORN TO BEFORE ME A NOTARY PUBLIC  
IN AND FOR THE COUNTY

NYE  
(county name)

THIS


10<sup>th</sup>

DAY OF

APRIL, 2019  
(month) and (year)

MY COMMISSION EXPIRES

SEPT. 18, 2021  
(date)



*Judith E. Gillmore*  
(signature of notary public)