

**ANNUAL REPORT**

Of

Company Name:   
9532 E. Riggs Rd

Mailing Address: Sun Lakes AZ  
85248

Docket No.:   
For the Year Ended:

RECEIVED

MAY 03 2018

ARIZONA CORP COMMISSION  
UTILITIES DIVISION - DIRECTOR'S OFFICE

**WASTEWATER UTILITY**

To

Arizona Corporation Commission

**Due on April 15th**

Email: [rdelafuente@azcc.gov](mailto:rdelafuente@azcc.gov), mail or deliver the completed Annual Report to:

Arizona Corporation Commission  
Compliance Section - Utilities Division  
1200 West Washington Street  
Phoenix, Arizona 85007

Application Type:   
Application Date:

5-3-18

ARIZONA CORPORATION COMMISSION  
WASTEWATER UTILITY ANNUAL REPORT  
Picacho Sewer Company  
A Class  A  Utility

1. For the Calendar Year Ended: 12/31/17

2. Address: 

9532 E. Riggs Rd.			
City:	Sun Lakes	State:	Arizona
		Zip Code:	85248

3. Telephone Number: 

(480) 895-9200
----------------

4. Date of Original Organization of Utility: 

1998
------

5. Person to whom correspondence should be addressed concerning this report:

Name: 

Steve Soriano
---------------

  
Telephone No. : 

(480) 895-9200
----------------

  
Address: 

9532 E. Riggs Rd.			
City:	Sun Lakes	State:	Arizona
		Zip Code:	85248

  
Email: 

steve.soriano@robson.com
--------------------------

6. On-Site Manager:

Name: 

Dave Voorhees
---------------

  
Telephone No. : 

(480) 895-5009
----------------

  
Address: 

24607 S. Price Rd.			
City:	Sun Lakes	State:	Arizona
		Zip Code:	85248

  
Email: 

dave.voorhees@robson.com
--------------------------

7. Ownership: 

"S" Corporation
-----------------

8. Counties Served: 

Pinal
-------

Utility Plant in Service (Wastewater)							
Account No.	Description	Beginning Year Original Cost	Current Year Additions	Current Year Retirements	Adjusted Original Cost	Accumulated Depreciation	OCLD (OC less AD)
351	Organization	\$0	\$0	\$0	\$0	\$0	\$0
352	Franchises	0	0	0	0	0	0
353	Land and Land Rights	0	0	0	0	0	0
354	Structures and Improvements	111,897	55,457	1,360	165,994	32,658	133,336
355	Power Generation Equipment	792	0	0	792	63	729
360	Collections Wastewater - Force	0	0	0	0	0	0
361	Collections Wastewater - Gravity	2,927,929	17,078	0	2,945,007	887,390	2,057,617
362	Special Collecting Structures	0	0	0	0	0	0
363	Services to Customers	704,247	0	0	704,247	179,627	524,620
364	Flow Measuring Devices	6,257	921	0	7,178	3,024	4,154
365	Flow Measuring Installations	0	0	0	0	0	0
366	Reuse Services	0	0	0	0	0	0
367	Reuse Meters & Meter Installations	0	0	0	0	0	0
370	Receiving Wells	322,875	0	0	322,875	144,773	178,102
371	Pumping Equipment	840,126	5,112	1,700	843,538	254,052	589,486
374	Reuse Distribution Reservoirs	0	0	0	0	0	0
375	Reuse Trans. And Distr. Equipment	838	0	0	838	50	788
380	Treatment and Disposal Equipment	4,061,983	31,758	7,498	4,086,243	1,817,184	2,269,059
381	Plant Sewers	0	0	0	0	0	0
382	Outfall Sewer Lines	1,347,867	0	0	1,347,867	565,354	782,513
389	Other Plant and Misc. Equipment	67,415	2,770	3,079	67,106	(47,272)	114,378
390	Office Furniture and Equipment	0	0	0	0	0	0
390.1	Computer & Software	4,508	0	0	4,508	373	4,135
391	Transportation Equipment	0	0	0	0	0	0
392	Stores Equipment	0	0	0	0	0	0
393	Tools, Shop and Garage Equipment	3,901	0	0	3,901	289	3,612
394	Laboratory Equipment	0	762	0	762	31	731
395	Power Operated Equipment	0	0	0	0	0	0
396	Communication Equipment	148	5,982	0	6,130	90	6,040
397	Miscellaneous Equipment	0	0	0	0	0	0
398	Other Tangible Plant	0	0	0	0	0	0
	<b>Totals</b>	<b>\$10,400,783</b>	<b>\$119,840</b>	<b>\$13,637</b>	<b>\$10,506,986</b>	<b>\$3,837,686</b>	<b>\$6,669,300</b>

Instructions: Fill out the Grey Cells with the relevant information. Input 0 or none if there is nothing recorded in that account or there is no applicable information to report.

Picacho Sewer Company  
 Annual Report  
 Depreciation Expense for the Current Year (Wastewater)  
 12/31/17

Depreciation Expense for the Current Year (Wastewater)								
Account No.	Description	Beginning Year Original Cost	Current Year Additions	Current Year Retirements	Adjusted Original Cost	Fully Depreciated/Non-depreciable Plant	Depreciation Percentages	Depreciation Expense
351	Organization	\$0	\$0	\$0	\$0	\$0	4.00%	\$0
352	Franchises	0	0	0	0	0	4.00%	0
353	Land and Land Rights	0	0	0	0	0	4.00%	0
354	Structures and Improvements	111,897	55,457	1,360	165,994	0	2.93%	4,859
355	Power Generation Equipment	792	0	0	792	0	4.04%	32
360	Collections Wastewater - Force	0	0	0	0	0	4.00%	0
361	Collections Wastewater - Gravity	2,927,929	17,078	0	2,945,007	0	3.98%	117,288
362	Special Collecting Structures	0	0	0	0	0	4.00%	0
363	Services to Customers	704,247	0	0	704,247	0	4.00%	28,170
364	Flow Measuring Devices	6,257	921	0	7,178	0	3.91%	281
365	Flow Measuring Installations	0	0	0	0	0	4.00%	0
366	Reuse Services	0	0	0	0	0	4.00%	0
367	Reuse Meters & Meter Installations	0	0	0	0	0	4.00%	0
370	Receiving Wells	322,875	0	0	322,875	0	4.00%	12,915
371	Pumping Equipment	840,126	5,112	1,700	843,538	0	3.99%	33,699
374	Reuse Distribution Reservoirs	0	0	0	0	0	4.00%	0
375	Reuse Trans. And Distr. Equipment	838	0	0	838	0	4.06%	34
380	Treatment and Disposal Equipment	4,061,983	31,758	7,498	4,086,243	0	3.99%	163,171
381	Plant Sewers	0	0	0	0	0	4.00%	0
382	Outfall Sewer Lines	1,347,867	0	0	1,347,867	0	4.00%	53,915
389	Other Plant and Misc. Equipment	67,415	2,770	3,079	67,106	0	3.96%	2,657
390	Office Furniture and Equipment	0	0	0	0	0	4.00%	0
390.1	Computer & Software	4,508	0	0	4,508	0	3.99%	180
391	Transportation Equipment	0	0	0	0	0	4.00%	0
392	Stores Equipment	0	0	0	0	0	4.00%	0
393	Tools, Shop and Garage Equipment	3,901	0	0	3,901	0	4.00%	156
394	Laboratory Equipment	0	762	0	762	0	4.07%	31
395	Power Operated Equipment	0	0	0	0	0	4.00%	0
396	Communication Equipment	148	5,982	0	6,130	0	1.44%	88
397	Miscellaneous Equipment	0	0	0	0	0	4.00%	0
398	Other Tangible Plant	0	0	0	0	0	4.00%	0
	<b>Subtotal</b>	<b>\$10,400,783</b>	<b>\$119,840</b>	<b>\$13,637</b>	<b>\$10,506,986</b>	<b>\$0</b>		<b>\$417,476</b>

Contribution(s) in Aid of Construction (Gross)	\$0
Less: Non Amortizable Contribution(s)	0
Fully Amortized Contribution(s)	0
Amortizable Contribution(s)	\$0
Times: Proposed Amortization Rate	3.97%
<b>Amortization of CIAC</b>	<b>\$0</b>
Less: Amortization of CIAC	\$0
<b>DEPRECIATION EXPENSE</b>	<b>\$417,476</b>

Instructions: Fill out the Grey Cells with the relevant information. Input 0 or none if there is nothing recorded in that account or there is no applicable information to report.

Picacho Sewer Company  
Annual Report  
Balance Sheet Assets  
12/31/17

Balance Sheet Assets				
	Assets		Balance at Beginning of Year (2017)	Balance at End of Year (2017)
Account No.	Current and Accrued Assets			
131	Cash		\$18,819	\$85,903
132	Special Deposits		0	0
135	Temporary Cash Investments		0	0
141	Customer Accounts Receivable		41,854	47,644
142	Other Accounts Receivable		92	287
143	Accumulated Provision for Uncollectable Accounts		0	0
146	Notes Receivable from Associated Companies		0	0
151	Plant Material and Supplies		0	0
162	Prepayments		0	2,447
173	Accrued Utility Revenue		0	0
174	Miscellaneous Current and Accrued Assets		0	0
181	Unamortized Debt Discounts		0	0
	<b>Total Current and Accrued Assets</b>		<b>\$60,765</b>	<b>\$136,281</b>
	<b>Deferred Debits</b>			
186.1	Deferred Rate Case Expense		\$0	\$0
	<b>Total Deferred Debits</b>		<b>\$0</b>	<b>\$0</b>
	<b>Fixed Assets</b>			
101	Utility Plant in Service*		\$10,400,783	\$10,506,986
103	Property Held for Future Use		0	0
105	Construction Work in Progress		0	0
108	Accumulated Depreciation (enter as negative)*		(3,433,850)	(3,837,686)
121	Non-Utility Property		0	0
122	Accumulated Depreciation - Non Utility		0	0
	<b>Total Fixed Assets</b>		<b>\$6,966,933</b>	<b>\$6,669,300</b>
	<b>Total Assets</b>		<b>\$7,027,698</b>	<b>\$6,805,581</b>

**Instructions:** Fill out the Grey Cells with the relevent information. Input 0 or none if there is nothing recorded in that account or there is no applicable information to report.

Note these items feed automatically from the adjusted end of year balance from AR4.

Picacho Sewer Company  
Annual Report  
Balance Sheet Liabilities and Owners Equity

Balance Sheet Liabilities and Owners Equity				
	Liabilities		Balance at Beginning of Year (2017)	Balance at End of Year (2017)
<b>Account No.</b>	<b>Current Liabilities</b>			
231	Accounts Payable		\$22,146	\$19,480
232	Notes Payable (Current Portion)		0	0
233	Accounts Payable - Related Party		167,429	0
234	Notes Payable to Associated Companies		66,752	8,880
235	Customer Deposits		0	0
236	Accrued Taxes		11,392	12,577
237	Accrued Interest		0	0
241	Miscellaneous Current and Accrued Liabilities		2,123	6,103
253	Other Deferred Credits		0	0
	<b>Total Current Liabilities</b>		<b>\$269,842</b>	<b>\$47,040</b>
	<b>Long Term Debt</b>			
224	Long Term Debt (Notes and Bonds)		\$0	\$0
	<b>Total Long Term Debt</b>		<b>\$0</b>	<b>\$0</b>
	<b>Deferred Credits</b>			
252	Advances in Aid of Construction		\$0	\$0
255	Accumulated Deferred Investment Tax Credits		0	0
271	Contributions in Aid of Construction		0	0
272	Less: Amortization of Contributions		0	0
281	Accumulated Deferred Income Tax		0	0
	<b>Total Deferred Credits</b>		<b>\$0</b>	<b>\$0</b>
	<b>Total Liabilities</b>		<b>\$269,842</b>	<b>\$47,040</b>
	<b>Capital Accounts</b>			
201	Common Stock Issued		\$2,750,000	\$2,750,000
211	Other Paid-In Capital		7,400,000	7,400,000
215	Retained Earnings		(3,392,144)	(3,391,459)
218	Proprietary Capital (Sole Props and Partnerships)		0	0
	<b>Total Capital</b>		<b>\$6,757,856</b>	<b>\$6,758,541</b>
	<b>Total Liabilities and Capital</b>		<b>\$7,027,698</b>	<b>\$6,805,581</b>

Instructions: Fill out the Grey Cells with the relevant information. Input 0 or none if there is nothing recorded in that account or there is no applicable information to report.

Note: Total liabilities and Capital must match total assets for the beginning and end of the year!

Picacho Sewer Company  
Annual Report  
Wastewater Comparative Income Statement  
12/31/17

Wastewater Comparative Income Statement			
Account No.	Calendar Year	Current Year 01/01/2017 - 12/31/2017	Last Year 01/01/2016 - 12/31/2016
	<b>Operating Revenue</b>		
521	Flat Rate Revenues	\$508,140	\$451,103
522	Measured Revenues	20,261	23,583
534	Rents from Wastewater Property	0	0
536	Other Wastewater Revenues	4,944	5,414
	<b>Total Revenues</b>	<b>\$533,345</b>	<b>\$480,100</b>
	<b>Operating Expenses</b>		
701	Salaries and Wages	\$143,766	\$157,288
703	Salaries and Wages - Officers	\$5,731	5,746
704	Employee Pensions and Benefits	22,603	24,559
710	Purchased Wastewater Treatment	0	0
711	Sludge Removal Expense	64,698	73,854
715	Purchased Power	33,193	33,103
716	Fuel for Power Production	0	0
718	Chemicals	4,182	7,015
720	Materials and Supplies	29,881	27,224
721	Office Expense	19,358	16,129
731	Contractual Services - Engineering	0	0
732	Contractual Services - Accounting	800	345
733	Contractual Services - Legal	0	0
734	Contractual Services - Management Fees	0	0
735	Contractual Services - Testing	5,666	7,054
736	Contractual Services - Other	13,655	11,757
740	Rents - Building	0	0
742	Rents - Equipment	16,327	2,295
750	Transportation Expenses	6,824	6,621
756	Insurance - Vehicles	5,963	827
757	Insurance - General Liability	13,127	12,662
758	Insurance - Worker's Compensation	0	0
759	Insurance - Other	0	0
760	Advertising Expense	0	0
766	Regulatory Commission Expense - Rate Case	0	0
767	Regulatory Commission Expense - Other	0	0
770	Bad Debt Expense	626	1,305
775	Miscellaneous Expense	2,426	556
434	Rate Case Adjustments	0	0
403	Depreciation Expense (From Schedule AR4)	417,476	406,613
408	Taxes Other Than Income	2,895	13,556
408.11	Property Taxes	24,957	22,659
408.12	Payroll Taxes	11,092	10,302
409	Income Taxes	0	251,163
	<b>Total Operating Expenses</b>	<b>\$845,246</b>	<b>\$1,092,633</b>
	<b>Operating Income / (Loss)</b>	<b>(\$311,901)</b>	<b>(\$612,533)</b>
	<b>Other Income / (Expense)</b>		
414	Gain (Loss) on Dispositions	\$0	\$0
419	Interest and Dividend Income	0	0
421	Non-Utility Income	11	13
426	Miscellaneous Non-Utility (Expense)	(115)	(280)
427	Interest (Expense)	(12,301)	(1,278)
	<b>Total Other Income / (Expense)</b>	<b>(\$12,405)</b>	<b>(\$1,545)</b>
	<b>Net Income / (Loss)</b>	<b>(\$324,306)</b>	<b>(\$614,078)</b>

**Instructions:** Fill out the Grey Cells with the relevant information. Input 0 or none if there is nothing recorded in that account or there is no applicable information to report.

Supplemental Financial Data (Long-Term Debt)				
	Loan #1	Loan #2	Loan #3	Loan #4
Date Issued	n/a	n/a	n/a	n/a
Source of Loan	n/a	n/a	n/a	n/a
ACC Decision No.	n/a	n/a	n/a	n/a
Reason for Loan	n/a	n/a	n/a	n/a
Dollar Amt. Issued	n/a	n/a	n/a	n/a
Amount Outstanding	n/a	n/a	n/a	n/a
Date of Maturity	n/a	n/a	n/a	n/a
Interest Rate	n/a	n/a	n/a	n/a
Current Year Interest	n/a	n/a	n/a	n/a
Current Year Principal	n/a	n/a	n/a	n/a

Meter Deposit Balance at Test Year End:	\$0
---	-----

Meter Deposits Refunded During the Test Year:	\$0
---	-----

*List all bonds, notes, loans, and other types of indebtedness in which the proceeds were used in the provision of public utility service. Indebtedness incurred for personal uses by the owner of the utility should not be listed. Input 0 or none if there is nothing to report for that cell.*



**Wastewater Utility Plant Description**

Name of System:	n/a
Wastewater Inventory Number (if applicable):	0
Type of Treatment	Other
Design Capacity of Plant (Gallons per day)	250,000

LIFT STATION FACILITIES				
Location	Quantity of Pumps	Horsepower Per Pump	Capacity Per Pump (GPM)	Wet Well Capacity (gals)
7135 S Robson Blvd	2	15	600	12,566
5751 N Robson Blvd	2	10	300	10,376
4998 N Toltec Rd	2	3	200	6,342
0	0	0	0	0
0	0	0	0	0
0	0	0	0	0
0	0	0	0	0
0	0	0	0	0
0	0	0	0	0
0	0	0	0	0
0	0	0	0	0
0	0	0	0	0

FORCE MAINS		
Size	Material	Length (Feet)
4"	PVC	3,183
6"	PVC	600
8"	PVC	6,031
10"	PVC	94
15"	PVC	3,720
18"	PVC	2,940

MANHOLES	
Type	Quantity
Standard	271
Drop	0

CLEANOUTS
Quantity
34
0
0
0

Note: If you are filing for more than one system, please provide separate sheets for each system.

Instructions: Fill out the Grey Cells with the relevent information. Input 0 or none if there is nothing recorded in that account or there is no applicable information to report. Copy and paste this sheet as many times as is necessary.

Picacho Sewer Company  
 Annual Report  
 Wastewater Utility Plant Description (Continued)

Wastewater Utility Plant Description (Continued)					
COLLECTION MAINS			SERVICES/LATERALS		
Sizes (inches)	Material	Length (feet)	Size (inches)	Material	Quantity
4	n/a	0	4	PVC	1,424
6	n/a	0	6	n/a	0
8	PVC	61,039	8	n/a	0
10	PVC	1,272	12	n/a	0
12	PVC	172	15	n/a	0
15	n/a	0	0	0	0
18	n/a	0	0	0	0
21	n/a	0	0	0	0
24	n/a	0	0	0	0
30	n/a	0	0	0	0
0	n/a	0	0	0	0
0	n/a	0	0	0	0

For the following five items, list the utility owned assets in each category for each system.

<b>SOLIDS PROCESSING AND HANDLING FACILITIES</b>	Digester and solids handling to production facility
<b>DISINFECTION EQUIPMENT</b> (Chlorinator, Ultra-Violet, Etc.)	Ultra-violet
<b>FILTRATION EQUIPMENT</b> (Rapid Sand, Slow Sand, Activated Carbon, Etc.)	Dual median filter
<b>STRUCTURES</b> (Buildings, Fences, Etc.)	Office building, electrical building
<b>Other</b> (Laboratory Equipment, Tools, Vehicles, Standby, Power Generators, Etc.)	Generators, meters, SCADA, Misc Tools

Note: If you are filing for more than one system, please provide separate sheets for each system.

Instructions: Fill out the Grey Cells with the relevant information. Input 0 or none if there is nothing recorded in that account or there is no applicable information to report. Copy and paste this sheet as many times as is necessary.

Picacho Sewer Company  
 Annual Report  
 Wastewater Flows  
 12/31/17

Wastewater Flows					
Month	Number of Services	Total Monthly Sewage Flow	Sewage Flow on Peak Day	Purchased Power Expense <sup>1</sup>	Purchased Power (kWh) <sup>2</sup>
January	950	2,788,328	121,000	\$3,276	23,827
February	959	2,709,047	129,346	3,100	22,711
March	966	3,236,646	137,000	3,071	22,491
April	971	2,830,000	125,000	3,232	23,863
May	979	2,460,000	94,000	2,782	20,139
June	985	2,131,000	103,000	2,671	19,494
July	991	2,087,928	81,000	2,609	19,190
August	1,047	2,454,630	126,000	2,310	16,473
September	1,057	2,150,000	87,000	2,348	16,993
October	1,073	2,643,000	120,000	2,429	17,375
November	1,082	2,880,000	124,000	3,116	23,038
December	1,094	2,559,000	110,000	2,250	15,890
	<b>Totals</b>	<b>30,929,579</b>	<b>1,357,346</b>	<b>\$33,193</b>	<b>241,484</b>

Provide the following information as applicable per wastewater system:

Method of Effluent Disposal	Other
Groundwater Permit Number	n/a
ADEQ Aquifer Protection Permit ("APP") Number	56-0013530000
ADEQ Reuse Permit Number	n/a
EPA NPDES Permil Number	n/a
APP Effluent Treatment Requirement (Class)?	n/a

n/a

**Note:** If you are filing for more than one system, please provide separate sheets for each system.

- 1 Enter the total purchased power costs for the power meters associated with this system.
- 2 Enter the total purchased kWh used by the power meters associated with this system.

**Instructions:** Fill out the Grey Cells with the relevent information. Input 0 or none if there is nothing recorded in that account or there is no applicable information to report.

Picacho Sewer Company  
 Annual Report  
 Utility Shutoffs / Disconnects  
 12/31/17

Name of System:	n/a
Wastewater Inventory Number (if applicable):	0

Utility Shutoffs / Disconnects			
Month	Termination without Notice R14-2-609.B	Termination with Notice R14-2-609.C	Other
January	0	0	0
February	0	0	0
March	0	0	0
April	0	0	0
May	0	0	0
June	0	0	0
July	0	0	0
August	0	0	0
September	0	0	0
October	0	0	0
November	0	0	0
December	0	0	0
<b>Total</b>	<b>0</b>	<b>0</b>	<b>0</b>

**Other (description):**

n/a
-----

**Instructions:** Fill out the Grey Cells with the relevent information. Input 0 or none if there is nothing recorded in that account or there is no applicable information to report.

Picacho Sewer Company  
Annual Report  
Property Taxes  
12/31/17

**Property Taxes**

Amount of actual property taxes paid during Calendar Year 2017 was \$23,797

If no property taxes paid, explain why.  
n/a

**Instructions:** Fill out the Grey Cells with the relevent information. Input 0 or none if there is nothing recorded in that account or there is no applicable information to report.

Verification and Statement (Taxes)

Verification: State of Arizona I, the undersigned of the  
(state name)

County of (county name): Maricopa  
Name (owner or official) title: Steve Soriano Vice President & General Manager  
Company name: Picacho Sewer Company

DO SAY THAT THIS ANNUAL UTILITY PROPERTY TAX AND SALES TAX REPORT TO THE ARIZONA CORPORATION COMMISSION.

FOR THE YEAR ENDING: 12/31/17

HAS BEEN PREPARED UNDER MY DIRECTION, FROM THE ORIGINAL BOOKS, PAPERS AND RECORDS OF SAID UTILITY; THAT I HAVE CAREFULLY EXAMINED THE SAME, AND DECLARE THE SAME TO BE A COMPLETE AND CORRECT STATEMENT OF BUSINESS AND AFFAIRS OF SAID UTILITY FOR THE PERIOD COVERED BY THIS REPORT IN RESPECT TO EACH AND EVERY MATTER AND THING SET FORTH, TO THE BEST OF MY KNOWLEDGE, INFORMATION AND BELIEF.

Sworn Statement: I HEREBY ATTEST THAT ALL PROPERTY TAXES FOR SAID COMPANY ARE CURRENT AND PAID IN FULL.

I HEREBY ATTEST THAT ALL SALES TAXES FOR SAID COMPANY ARE CURRENT AND PAID IN FULL.

signature of owner/official

480-895-9200

telephone no.

RECEIVED

MAY 03 2018

ARIZONA CORP COMMISSION  
UTILITIES DIVISION - DIRECTOR'S OFFICE

SUBSCRIBED AND SWORN TO BEFORE ME A NOTARY PUBLIC  
IN AND FOR THE COUNTY

THIS

19<sup>th</sup>

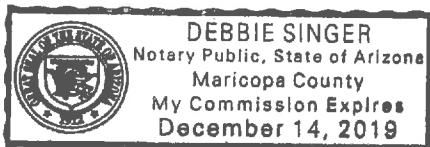
DAY OF

Maricopa  
(county name)  
April 2018  
(month) and (year)

MY COMMISSION EXPIRES

12-14-19

(date)



(signature of notary public)

Verification and Statement

Verification:

State of Arizona I, the undersigned of the  
(state name)  
County of (county name): Maricopa  
Name (owner or official) title: Steve Soriano Vice President & General Manager  
Company name: Picacho Sewer Company

DO SAY THAT THIS ANNUAL UTILITY PROPERTY TAX AND SALES TAX REPORT TO THE ARIZONA CORPORATION COMMISSION.

FOR THE YEAR ENDING: 12/31/17

HAS BEEN PREPARED UNDER MY DIRECTION, FROM THE ORIGINAL BOOKS, PAPERS AND RECORDS OF SAID UTILITY; THAT I HAVE CAREFULLY EXAMINED THE SAME, AND DECLARE THE SAME TO BE A COMPLETE AND CORRECT STATEMENT OF BUSINESS AND AFFAIRS OF SAID UTILITY FOR THE PERIOD COVERED BY THIS REPORT IN RESPECT TO EACH AND EVERY MATTER AND THING SET FORTH, TO THE BEST OF MY KNOWLEDGE, INFORMATION AND BELIEF.

Sworn Statement: IN ACCORDANCE WITH THE REQUIREMENTS OF TITLE 40, ARTICLE 8, SECTION 40-401, ARIZONA REVISED STATUTES, IT IS HEREIN REPORTED THAT THE GROSS OPERATING REVENUE OF SAID UTILITY DERIVED FROM ARIZONA INTRASTATE UTILITY OPERATIONS DURING THE CALENDAR YEAR WAS:

Arizona Intrastate Gross Operating Revenues Only (\$)

\$535,454

(The amount in the box above includes

\$2,109 in sales taxes

billed or collected)

RECEIVED

MAY 03 2018

ARIZONA CORPORATION COMMISSION  
UTILITIES DIVISION - DIRECTOR'S OFFICE

*Steve Soriano*

signature of owner/official

480-895-9200

telephone no.

SUBSCRIBED AND SWORN TO BEFORE ME A NOTARY PUBLIC  
IN AND FOR THE COUNTY

THIS

19th

DAY OF

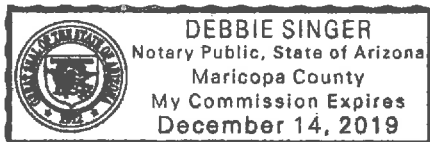
Maricopa  
(county name)

April 2018  
(month) and (year)

MY COMMISSION EXPIRES

12-14-19

(date)



*Debbie Singer*

(signature of notary public)

Verification and Statement (Residential Revenue)

Verification:

State of Arizona I, the undersigned of the  
(state name)

County of (county name): Maricopa  
Name (owner or official) title: Steve Soriano Vice President & General Manager  
Company name: Picacho Sewer Company

DO SAY THAT THIS ANNUAL UTILITY PROPERTY TAX AND SALES TAX REPORT TO THE ARIZONA CORPORATION COMMISSION.

FOR THE YEAR ENDING: 12/31/17

HAS BEEN PREPARED UNDER MY DIRECTION, FROM THE ORIGINAL BOOKS, PAPERS AND RECORDS OF SAID UTILITY; THAT I HAVE CAREFULLY EXAMINED THE SAME, AND DECLARE THE SAME TO BE A COMPLETE AND CORRECT STATEMENT OF BUSINESS AND AFFAIRS OF SAID UTILITY FOR THE PERIOD COVERED BY THIS REPORT IN RESPECT TO EACH AND EVERY MATTER AND THING SET FORTH, TO THE BEST OF MY KNOWLEDGE, INFORMATION AND BELIEF.

Sworn Statement: IN ACCORDANCE WITH THE REQUIREMENTS OF TITLE 40, ARTICLE 8, SECTION 40-401, ARIZONA REVISED STATUTES, IT IS HEREIN REPORTED THAT THE GROSS OPERATING REVENUE OF SAID UTILITY DERIVED FROM ARIZONA INTRASTATE UTILITY OPERATIONS RECEIVED FROM RESIDENTIAL CUSTOMERS DURING THE CALENDAR YEAR WAS:

Arizona Intrastate Gross Operating Revenues Only (\$)

\$507,924

(The amount in the box above includes

\$0 in sales taxes  
billed or collected)

RECEIVED

MAY 03 2018

ARIZONA CORP COMMISSION  
UTILITIES DIVISION - DIRECTOR'S OFFICE

Steve Soriano

signature of owner/official

480-895-9200

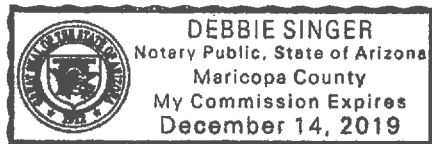
telephone no.

SUBSCRIBED AND SWORN TO BEFORE ME A NOTARY PUBLIC  
IN AND FOR THE COUNTY

Maricopa  
(county name)

THIS 19<sup>th</sup> DAY OF April 2018  
(month) and (year)

MY COMMISSION EXPIRES 12-14-19  
(date)



Debbie Singer  
(signature of notary public)