

# ANNUAL REPORT

Of

Company Name:

Pima Utility Company - Sewer  
9532 E. Riggs Rd.

Mailing Address:

Sun Lakes AZ  
85248

Docket No.:

SW-02199A

For the Year Ended:

12/31/16

RECEIVED

APR 25 2017

ARIZONA CORP COMMISSION  
UTILITIES DIVISION - DIRECTOR'S OFFICE

## WASTEWATER UTILITY

To

Arizona Corporation Commission

### Due on April 15th

Email: [rdelafuente@azcc.gov](mailto:rdelafuente@azcc.gov), mail or deliver the completed Annual Report to:

Arizona Corporation Commission  
Compliance Section - Utilities Division  
1200 West Washington Street  
Phoenix, Arizona 85007

Application Type:

Original Filing

Application Date:

2016

S-2-17

ARIZONA CORPORATION COMMISSION  
WASTEWATER UTILITY ANNUAL REPORT

Pima Utility Company

A Class  Utility

1. For the Calendar Year Ended: 12/31/16

2. Address: 

9532 E. Riggs Rd.			
City:	Sun Lakes	State:	Arizona
		Zip Code:	85248

3. Telephone Number: (480) 895-9200

4. Date of Original Organization of Utility: 1972

5. Person to whom correspondence should be addressed concerning this report:

Name: Steve Soriano  
Telephone No. : (480) 895-9200  
Address: 9532 E. Riggs Rd.  
City: Sun Lakes State: Arizona Zip Code: 85248  
Email: steve.soriano@robson.com

6. On-Site Manager:

Name: Dave Voorhees  
Telephone No. : (480) 895-5009  
Address: 24607 S. Price Rd.  
City: Sun Lakes State: Arizona Zip Code: 85248  
Email: dave.voorhees@robson.com

7. Ownership: "S" Corporation

8. Counties Served: Maricopa

Utility Plant in Service (Wastewater)							
Account No.	Description	Beginning Year Original Cost	Current Year Additions	Current Year Retirements	Adjusted Original Cost	Accumulated Depreciation	OCLD (OC less AD)
351	Organization	\$0	\$0	\$0	\$0	\$0	\$0
352	Franchises	0	0	0	0	0	0
353	Land and Land Rights	91,528	0	0	91,528	0	91,528
354	Structures and Improvements	409,323	51,619	19,706	441,236	129,558	311,678
355	Power Generation Equipment	100,000	8,609	0	108,609	7,715	100,894
360	Collections Wastewater - Force	1,749,752	5,396	0	1,755,148	76,441	1,678,707
361	Collections Wastewater - Gravity	3,775,149	0	50,000	3,725,149	1,536,558	2,188,591
362	Special Collecting Structures	1,938,211	13,373	0	1,951,584	754,699	1,196,885
363	Services to Customers	660,785	15,915	0	676,700	223,804	452,896
364	Flow Measuring Devices	0	0	0	0	0	0
365	Flow Measuring Installations	0	0	0	0	0	0
366	Reuse Services	0	0	0	0	0	0
367	Reuse Meters & Meter Installations	0	0	0	0	0	0
370	Receiving Wells	703,439	0	0	703,439	184,575	518,864
371	Pumping Equipment	3,612,022	268,219	125,131	3,755,110	3,524,291	230,819
374	Reuse Distribution Reservoirs	0	0	0	0	0	0
375	Reuse Trans. And Distr. Equipment	158,257	0	0	158,257	54,521	103,736
380	Treatment and Disposal Equipment	10,418,168	328,636	97,804	10,649,000	8,022,561	2,626,439
381	Plant Sewers	0	0	0	0	0	0
382	Outfall Sewer Lines	0	0	0	0	0	0
389	Other Plant and Misc. Equipment	985,468	2,075	0	987,543	977,488	10,055
390	Office Furniture and Equipment	9,153	0	0	9,153	1,689	7,464
390.1	Computer & Software	16,463	2,634	0	19,097	19,096	1
391	Transportation Equipment	41,640	19,982	0	61,622	51,967	9,655
392	Stores Equipment	0	0	0	0	0	0
393	Tools, Shop and Garage Equipment	114,604	3,904	3,132	115,376	115,376	0
394	Laboratory Equipment	7,302	4,342	0	11,644	4,014	7,630
395	Power Operated Equipment	0	6,347	0	6,347	0	6,347
396	Communication Equipment	180,757	8,092	1,384	187,465	154,183	33,282
397	Miscellaneous Equipment	570	0	0	570	85	485
398	Other Tangible Plant	0	0	0	0	0	0
	<b>Totals</b>	<b>\$24,972,591</b>	<b>\$739,143</b>	<b>\$297,157</b>	<b>\$25,414,577</b>	<b>\$15,838,621</b>	<b>\$9,575,956</b>

Instructions: Fill out the Grey Cells with the relevant information. Input 0 or none if there is nothing recorded in that account or there is no applicable information to report.

Pima Utility Company  
 Annual Report  
 Depreciation Expense for the Current Year (Wastewater)  
 12/31/16

Depreciation Expense for the Current Year (Wastewater)								
Account No.	Description	Beginning Year Original Cost	Current Year Additions	Current Year Retirements	Adjusted Original Cost	Fully Depreciated/Non-depreciable Plant	Depreciation Percentages	Depreciation Expense
351	Organization	\$0	\$0	\$0	\$0	\$0	0.00%	\$0
352	Franchises	0	0	0	0	0	0.00%	0
353	Land and Land Rights	91,528	0	0	91,528	91,528	0.00%	0
354	Structures and Improvements	409,323	51,619	19,706	441,236	0	3.33%	14,162
355	Power Generation Equipment	100,000	8,609	0	108,609	0	5.00%	5,215
360	Collections Wastewater - Force	1,749,752	5,396	0	1,755,148	0	2.00%	35,049
361	Collections Wastewater - Gravity	3,775,149	0	50,000	3,725,149	0	2.00%	75,003
362	Special Collecting Structures	1,938,211	13,373	0	1,951,584	0	2.00%	38,898
363	Services to Customers	660,785	15,915	0	676,700	0	2.00%	13,375
364	Flow Measuring Devices	0	0	0	0	0	0.00%	0
365	Flow Measuring Installations	0	0	0	0	0	0.00%	0
366	Reuse Services	0	0	0	0	0	0.00%	0
367	Reuse Meters & Meter Installations	0	0	0	0	0	0.00%	0
370	Receiving Wells	703,439	0	0	703,439	0	3.33%	23,425
371	Pumping Equipment	3,612,022	268,219	125,131	3,755,110	979,400	12.50%	338,021
374	Reuse Distribution Reservoirs	0	0	0	0	0	0.00%	0
375	Reuse Trans. And Distr. Equipment	158,257	0	0	158,257	0	2.50%	3,956
380	Treatment and Disposal Equipment	10,418,168	328,636	97,804	10,649,000	0	5.00%	526,679
381	Plant Sewers	0	0	0	0	0	0.00%	0
382	Outfall Sewer Lines	0	0	0	0	0	0.00%	0
389	Other Plant and Misc. Equipment	985,468	2,075	0	987,543	0	6.67%	65,800
390	Office Furniture and Equipment	9,153	0	0	9,153	0	6.67%	611
390.1	Computer & Software	16,463	2,634	0	19,097	4,608	20.00%	2,634
391	Transportation Equipment	41,640	19,982	0	61,622	0	20.00%	10,326
392	Stores Equipment	0	0	0	0	0	0.00%	0
393	Tools, Shop and Garage Equipment	114,604	3,904	3,132	115,376	36,905	5.00%	3,904
394	Laboratory Equipment	7,302	4,342	0	11,644	0	10.00%	947
395	Power Operated Equipment	0	6,347	0	6,347	0	5.00%	1,016
396	Communication Equipment	180,757	8,092	1,384	187,465	0	10.00%	18,410
397	Miscellaneous Equipment	570	0	0	570	0	10.00%	57
398	Other Tangible Plant	0	0	0	0	0	0.00%	0
	<b>Subtotal</b>	<b>\$24,972,591</b>	<b>\$739,143</b>	<b>\$297,157</b>	<b>\$25,414,577</b>	<b>\$1,112,441</b>		<b>\$1,177,488</b>

Contribution(s) in Aid of Construction (Gross)	\$1,242,739
Less: Non Amortizable Contribution(s)	0
Fully Amortized Contribution(s)	0
Amortizable Contribution(s)	\$1,242,739
Times: Proposed Amortization Rate	4.65%
<b>Amortization of CIAC</b>	<b>\$57,786</b>
Less: Amortization of CIAC	\$57,786
<b>DEPRECIATION EXPENSE</b>	<b>\$1,119,702</b>

Instructions: Fill out the Grey Cells with the relevant information. Input 0 or none if there is nothing recorded in that account or there is no applicable information to report.

Pima Utility Company - *Secret*  
 Annual Report  
 Balance Sheet Assets  
 12/31/16

Balance Sheet Assets			
	Assets	Balance at Beginning of Year (2016)	Balance at End of Year (2016)
<b>Account No.</b>	<b>Current and Accrued Assets</b>		
131	Cash	\$0	\$0
132	Special Deposits	0	0
135	Temporary Cash Investments	0	0
141	Customer Accounts Receivable	322,203	322,159
142	Other Accounts Receivable	0	0
143	Accumulated Provision for Uncollectable Accounts	0	0
146	Notes Receivable from Associated Companies	0	0
151	Plant Material and Supplies	0	0
162	Prepayments	0	4,111
173	Accrued Utility Revenue	0	0
174	Miscellaneous Current and Accrued Assets	322,890	187,608
181	Unamortized Debt Discounts	0	0
	<b>Total Current and Accrued Assets</b>	<b>\$645,093</b>	<b>\$513,878</b>
	<b>Deferred Debits</b>		
186.1	Deferred Rate Case Expense	\$0	\$0
	<b>Total Deferred Debits</b>	<b>\$0</b>	<b>\$0</b>
	<b>Fixed Assets</b>		
101	Utility Plant in Service*	\$24,972,591	\$25,414,577
103	Property Held for Future Use	0	0
105	Construction Work in Progress	40,135	19,542
108	Accumulated Depreciation (enter as negative)*	(14,958,290)	(15,838,621)
121	Non-Utility Property	0	0
122	Accumulated Depreciation - Non Utility	0	0
	<b>Total Fixed Assets</b>	<b>\$10,054,436</b>	<b>\$9,595,498</b>
	<b>Total Assets</b>	<b>\$10,699,529</b>	<b>\$10,109,376</b>

**Instructions:** Fill out the Grey Cells with the relevant information. Input 0 or none if there is nothing recorded in that account or there is no applicable information to report.

Note these items feed automatically from the adjusted end of year balance from AR4.

Pima Utility Company *sewer*  
 Annual Report  
 Balance Sheet Liabilities and Owners Equity

Balance Sheet Liabilities and Owners Equity				
	Liabilities		Balance at Beginning of Year (2016)	Balance at End of Year (2016)
Account No.	Current Liabilities			
231	Accounts Payable		\$243,366	\$69,986
232	Notes Payable (Current Portion)		279,000	279,000
233	Accounts Payable - Related Party		100,000	0
234	Notes Payable to Associated Companies		736,837	398,102
235	Customer Deposits		0	0
236	Accrued Taxes		95,326	95,624
237	Accrued Interest		8,223	7,169
241	Miscellaneous Current and Accrued Liabilities		26,663	30,715
253	Other Deferred Credits		0	0
	<b>Total Current Liabilities</b>		<b>\$1,489,415</b>	<b>\$880,596</b>
	<b>Long Term Debt</b>			
224	Long Term Debt (Notes and Bonds)		\$2,976,000	\$2,697,000
	<b>Total Long Term Debt</b>		<b>\$2,976,000</b>	<b>\$2,697,000</b>
	<b>Deferred Credits</b>			
252	Advances in Aid of Construction		0	0
255	Accumulated Deferred Investment Tax Credits		0	0
271	Contributions in Aid of Construction		1,242,739	1,242,739
272	Less: Amortization of Contributions		(878,028)	(935,814)
281	Accumulated Deferred Income Tax		0	0
	<b>Total Deferred Credits</b>		<b>\$364,711</b>	<b>\$306,925</b>
	<b>Total Liabilities</b>		<b>\$4,830,126</b>	<b>\$3,884,521</b>
	<b>Capital Accounts</b>			
201	Common Stock Issued		\$72,624	\$72,624
211	Other Paid-In Capital		4,037,614	4,037,614
215	Retained Earnings		1,759,165	2,114,617
218	Proprietary Capital (Sole Props and Partnerships)		0	0
	<b>Total Capital</b>		<b>\$5,869,403</b>	<b>\$6,224,855</b>
	<b>Total Liabilities and Capital</b>		<b>\$10,699,529</b>	<b>\$10,109,376</b>

**Instructions:** Fill out the Grey Cells with the relevant information. Input 0 or none if there is nothing recorded in that account or there is no applicable information to report.

**Note:** Total liabilities and Capital must match total assets for the beginning and end of the year!

Pima Utility Company - *Sewer*  
 Annual Report  
 Wastewater Comparative Income Statement  
 12/31/16

Wastewater Comparative Income Statement			
Account No.	Calendar Year	Current Year 01/01/2016 - 12/31/2016	Last Year 01/01/2015 - 12/31/2015
	<b>Operating Revenue</b>		
521	Flat Rate Revenues	\$3,296,275	\$3,283,063
522	Measured Revenues	127,644	105,384
534	Rents from Wastewater Property	0	0
539	Other Wastewater Revenues	22,400	20,050
	<b>Total Revenues</b>	<b>\$3,446,319</b>	<b>\$3,408,497</b>
	<b>Operating Expenses</b>		
701	Salaries and Wages	\$561,658	\$533,175
703	Salaries and Wages - Officers	\$53,104	\$52,962
704	Employee Pensions and Benefits	91,458	78,458
710	Purchased Wastewater Treatment	0	0
711	Sludge Removal Expense	129,086	139,495
715	Purchased Power	158,665	149,692
716	Fuel for Power Production	0	0
718	Chemicals	103,961	107,881
720	Materials and Supplies	119,891	176,709
721	Office Expense	66,449	76,710
731	Contractual Services - Engineering	3,529	3,534
732	Contractual Services - Accounting	4,425	4,148
733	Contractual Services - Legal	0	3,404
734	Contractual Services - Management Fees	0	0
735	Contractual Services - Testing	15,283	19,670
736	Contractual Services - Other	108,331	108,299
740	Rents - Building	0	0
742	Rents - Equipment	1,104	7,339
750	Transportation Expenses	27,771	27,743
756	Insurance - Vehicles	3,880	3,524
757	Insurance - General Liability	57,818	48,767
758	Insurance - Worker's Compensation	0	799
759	Insurance - Other	0	0
760	Advertising Expense	0	0
766	Regulatory Commission Expense - Rate Case	0	0
767	Regulatory Commission Expense - Other	0	0
770	Bad Debt Expense	11,928	8,816
775	Miscellaneous Expense	20,535	24,725
434	Rate Case Adjustments	0	0
403	Depreciation Expense (From Schedule AR4)	1,119,702	1,008,985
407.4	Amortization of Regulatory Asset	97,191	97,191
408	Taxes Other Than Income	13,224	14,923
408.11	Property Taxes	191,612	190,631
408.12	Payroll Taxes	38,363	42,430
409	Income Taxes	0	0
	<b>Total Operating Expenses</b>	<b>\$2,998,968</b>	<b>\$2,930,010</b>
	<b>Operating Income / (Loss)</b>	<b>\$447,351</b>	<b>\$478,487</b>
	<b>Other Income / (Expense)</b>		
414	Gain (Loss) on Dispositions	\$0	\$0
419	Interest and Dividend Income	2,168	674
421	Non-Utility Income	0	0
426	Miscellaneous Non-Utility (Expense)	(4,242)	(2,556)
427	Interest (Expense)	(89,826)	(102,054)
	<b>Total Other Income / (Expense)</b>	<b>(\$91,900)</b>	<b>(\$103,936)</b>
	<b>Net Income / (Loss)</b>	<b>\$355,451</b>	<b>\$374,551</b>

**Instructions:** Fill out the Grey Cells with the relevant information. Input 0 or none if there is nothing recorded in that account or there is no applicable information to report.

Pima Utility Company - *sewer*  
 Annual Report  
 Supplemental Financial Data (Long-Term Debt)  
 12/31/16

Supplemental Financial Data (Long-Term Debt)				
	Loan #1	Loan #2	Loan #3	Loan #4
Date Issued	1/18/1996	8/6/2012	n/a	n/a
Source of Loan	IDA Bonds	Wells Fargo	n/a	n/a
ACC Decision No.	59134	73078	n/a	n/a
Reason for Loan	Construction	Refinance/Const	n/a	n/a
Dollar Amt. Issued	\$10,300,000	\$4,185,000	n/a	n/a
Amount Outstanding	\$0	\$2,976,000	n/a	n/a
Date of Maturity	Various	7/25/2017	n/a	n/a
Interest Rate	7.25%	3.04%	n/a	n/a
Current Year Interest	\$0	\$89,826	n/a	n/a
Current Year Principal	\$0	\$279,000	n/a	n/a

Meter Deposit Balance at Test Year End:	\$0
---	-----

Meter Deposits Refunded During the Test Year:	\$0
---	-----

*List all bonds, notes, loans, and other types of indebtedness in which the proceeds were used in the provision of public utility service. Indebtedness incurred for personal uses by the owner of the utility should not be listed. Input 0 or none if there is nothing to report for that cell.*



**Wastewater Utility Plant Description**

Name of System:	n/a
Wastewater Inventory Number (if applicable):	n/a
Type of Treatment	Other
Design Capacity of Plant (Gallons per day)	2,400,000

LIFT STATION FACILITIES				
Location	Quantity of Pumps	Horsepower Per Pump	Capacity Per Pump (GPM)	Wet Well Capacity (gals)
Maryland - LS 1	2	20	650	14,960
Dobson - LS 2	2	10	500	1,878
Cochise - LS 3	2	5	375	2,900
S Brentwood - LS 4	2	3.5	250	2,900
N Brentwood - LS 5	2	3.5	250	2,900
N Alma School - LS 6	2	2.5	250	3,229
S Alma School - LS 7	2	3.5	250	3,229
Santan - LS 8	2	3.5	250	3,229
Sunnydale - LS 9	2	3.5	250	3,229
Unit 27 - LS 10	2	7.5	500	18,700
Unit 31 - LS 11	2	10	500	18,700
Unit 32 - LS 12	2	15	750	134,640
Yard - Ls 13	2	10	500	2,000
McDonalds - LS 14	2	2	200	2,000
Santan Vista - LS 15	2	2	250	2,000
WP1 - LS 16	3	25	600	12,000
0	0	0	0	0

FORCE MAINS		
Size	Material	Length (Feet)
6"	PVC	1,533
6"	DIP	119
8"	PVC	6,148
8"	DIP	439
10"	PVC	5,750
10"	DIP	90
12"	PVC	132
12"	DIP	59
16"	PVC	11,813
16"	DIP	399
0	0	0

MANHOLES	
Type	Quantity
Standard	1,396
Drop	0

CLEANOUTS	
Quantity	
220	
0	
0	
0	

Pima Utility Company  
 Annual Report  
 Wastewater Utility Plant Description (Continued)

Wastewater Utility Plant Description (Continued)					
COLLECTION MAINS			SERVICES/LATERALS		
Sizes (inches)	Material	Length (feet)	Size (inches)	Material	Quantity
4	PVC	18,401	4	PVC	9,991
6	PVC	19,102	6	PVC	93
8	PVC	392,322	8	0	0
10	PVC	62,042	12	0	0
12	PVC	31,076	15	0	0
15	PVC	2,541	0	0	0
18	0	0	0	0	0
21	0	0	0	0	0
24	0	0	0	0	0
30	0	0	0	0	0
2	PVC	200	0	0	0
0	0	0	0	0	0

For the following five items, list the utility owned assets in each category for each system.

<b>SOLIDS PROCESSING AND HANDLING FACILITIES</b>	Centrifuge
<b>DISINFECTION EQUIPMENT</b> (Chlorinator, Ultra-Violet, Etc.)	Ultra-Violet
<b>FILTRATION EQUIPMENT</b> (Rapid Sand, Slow Sand, Activated Carbon, Etc.)	Sand & Anthracite
<b>STRUCTURES</b> (Buildings, Fences, Etc.)	Lift stations, Operations Building, Solids Building
<b>Other</b> (Laboratory Equipment, Tools, Vehicles, Standby, Power Generators, Etc.)	Laboratory Supplies

Pima Utility Company  
 Annual Report  
 Wastewater Flows  
 12/31/16

Wastewater Flows			
Month	Number of Services	Total Monthly Sewage Flow	Sewage Flow on Peak Day
January	10,076	35,974,000	1,333,000
February	10,076	35,249,000	1,319,000
March	10,080	37,911,000	1,312,000
April	10,081	31,804,000	1,659,000
May	10,082	29,980,000	1,411,000
June	10,084	26,003,000	1,631,000
July	10,084	26,008,000	1,049,000
August	10,084	26,463,000	1,305,000
September	10,084	26,218,000	1,128,000
October	10,084	30,936,000	1,253,000
November	10,084	32,598,000	1,209,000
December	10,084	33,131,000	1,325,000
	<b>Totals</b>	<b>372,275,000</b>	<b>15,934,000</b>

Provide the following information as applicable per wastewater system:

Method of Effluent Disposal	Reuse
Groundwater Permit Number	n/a
ADEQ Aquifer Protection Permit ("APP") Number	P100557
ADEQ Reuse Permit Number	R100557
EPA NPDES Permil Number	n/a
APP Effluent Treatment Requirement (Class)?	n/a

n/a

**Note:** If you are filing for more than one system, please provide separate sheets for each system.

**Instructions:** Fill out the Grey Cells with the relevent information. Input 0 or none if there is nothing recorded in that account or there is no applicable information to report.

Pima Utility Company - *sewer*  
 Annual Report  
 Utility Shutoffs / Disconnects  
 12/31/16

Name of System:	Pima Utility Company - Sewer
Wastewater Inventory Number (if applicable):	n/a

Utility Shutoffs / Disconnects			
Month	Termination without Notice R14-2-609.B	Termination with Notice R14-2-609.C	Other
January	0	0	0
February	0	0	0
March	0	0	0
April	0	0	0
May	0	0	0
June	0	0	0
July	0	0	0
August	0	0	0
September	0	0	0
October	0	0	0
November	0	0	0
December	0	0	0
<b>Total</b>	<b>0</b>	<b>0</b>	<b>0</b>

Other (description):

n/a
-----

**Instructions:** Fill out the Grey Cells with the relevant information. Input 0 or none if there is nothing recorded in that account or there is no applicable information to report.

Pima Utility Company  
Annual Report  
Property Taxes  
12/31/16

**Property Taxes**

Amount of actual property taxes paid during Calendar Year 2016 was

\$191,214

If no property taxes paid, explain why.

n/a

**Instructions:** Fill out the Grey Cells with the relevent information. Input 0 or none if there is nothing recorded in that account or there is no applicable information to report.

Pima Utility Company - Sewer  
Annual Report  
Verification and Statement (Taxes)  
12/31/16

RECEIVED

APR 24 2017

ARIZONA CORP COMMISSION  
UTILITIES DIVISION - DIRECTOR'S OFFICE

Verification and Statement (Taxes)

Verification: State of Arizona I, the undersigned of the  
(state name)

County of (county name):

Maricopa  
Steve Soriano - Vice President/General Manger

Name (owner or official) title:

Company name:

Pima Utility Company - Sewer

DO SAY THAT THIS ANNUAL UTILITY PROPERTY TAX AND SALES TAX REPORT TO THE ARIZONA CORPORATION COMMISSION.

FOR THE YEAR ENDING: 12/31/16

HAS BEEN PREPARED UNDER MY DIRECTION, FROM THE ORIGINAL BOOKS, PAPERS AND RECORDS OF SAID UTILITY; THAT I HAVE CAREFULLY EXAMINED THE SAME, AND DECLARE THE SAME TO BE A COMPLETE AND CORRECT STATEMENT OF BUSINESS AND AFFAIRS OF SAID UTILITY FOR THE PERIOD COVERED BY THIS REPORT IN RESPECT TO EACH AND EVERY MATTER AND THING SET FORTH, TO THE BEST OF MY KNOWLEDGE, INFORMATION AND BELIEF.

Sworn Statement: I HEREBY ATTEST THAT ALL PROPERTY TAXES FOR SAID COMPANY ARE CURRENT AND PAID IN FULL.

I HEREBY ATTEST THAT ALL SALES TAXES FOR SAID COMPANY ARE CURRENT AND PAID IN FULL.

*Steve Soriano*

signature of owner/official

480-895-9200

telephone no.

SUBSCRIBED AND SWORN TO BEFORE ME A NOTARY PUBLIC  
IN AND FOR THE COUNTY

THIS

13

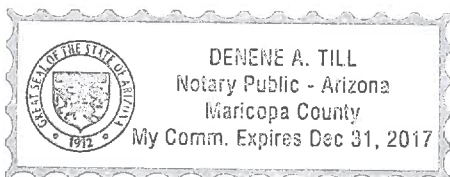
DAY OF

Maricopa  
(county name)

April, 2017  
(month) and (year)

MY COMMISSION EXPIRES

12/31/17  
(date)



*Denene A. Till*  
(signature of notary public)

RECEIVED

APR 24 2017

ARIZONA CORP COMMISSION  
UTILITIES DIVISION - DIRECTOR'S OFFICE

Verification and Statement

Verification:

State of Arizona I, the undersigned of the  
(state name)  
County of (county name): Maricopa  
Name (owner or official) title: Steve Soriano - Vice President/General Manger  
Company name: Pima Utility Company - Sewer

DO SAY THAT THIS ANNUAL UTILITY PROPERTY TAX AND SALES TAX REPORT TO THE ARIZONA CORPORATION COMMISSION.

FOR THE YEAR ENDING: 12/31/16

HAS BEEN PREPARED UNDER MY DIRECTION, FROM THE ORIGINAL BOOKS, PAPERS AND RECORDS OF SAID UTILITY; THAT I HAVE CAREFULLY EXAMINED THE SAME, AND DECLARE THE SAME TO BE A COMPLETE AND CORRECT STATEMENT OF BUSINESS AND AFFAIRS OF SAID UTILITY FOR THE PERIOD COVERED BY THIS REPORT IN RESPECT TO EACH AND EVERY MATTER AND THING SET FORTH, TO THE BEST OF MY KNOWLEDGE, INFORMATION AND BELIEF.

Sworn Statement: IN ACCORDANCE WITH THE REQUIREMENTS OF TITLE 40, ARTICLE 8, SECTION 40-401, ARIZONA REVISED STATUTES, IT IS HEREIN REPORTED THAT THE GROSS OPERATING REVENUE OF SAID UTILITY DERIVED FROM ARIZONA INTRASTATE UTILITY OPERATIONS DURING THE CALENDAR YEAR WAS:

Arizona Intrastate Gross Operating Revenues Only (\$) \$3,455,972  
(The amount in the box above includes \$9,653 in sales taxes billed or collected)


Steve M. Soriano  
signature of owner/official

480-895-9200  
telephone no.

SUBSCRIBED AND SWORN TO BEFORE ME A NOTARY PUBLIC IN AND FOR THE COUNTY

THIS 13 DAY OF April, 2017  
(month) and (year)

MY COMMISSION EXPIRES 12/31/17  
(date)



Denene A. Till  
(signature of notary public)

Verification and Statement (Residential Revenue)

RECEIVED

APR 24 2017

ARIZONA CORP COMMISSION  
UTILITIES DIVISION - DIRECTOR'S OFFICE

Verification:

State of Arizona I, the undersigned of the  
(state name)

County of (county name): Maricopa  
Name (owner or official) title: Steve Soriano - Vice President/General Manger  
Company name: Pima Utility Company - Sewer

DO SAY THAT THIS ANNUAL UTILITY PROPERTY TAX AND SALES TAX REPORT TO THE ARIZONA CORPORATION COMMISSION.

FOR THE YEAR ENDING: 12/31/16

HAS BEEN PREPARED UNDER MY DIRECTION, FROM THE ORIGINAL BOOKS, PAPERS AND RECORDS OF SAID UTILITY; THAT I HAVE CAREFULLY EXAMINED THE SAME, AND DECLARE THE SAME TO BE A COMPLETE AND CORRECT STATEMENT OF BUSINESS AND AFFAIRS OF SAID UTILITY FOR THE PERIOD COVERED BY THIS REPORT IN RESPECT TO EACH AND EVERY MATTER AND THING SET FORTH, TO THE BEST OF MY KNOWLEDGE, INFORMATION AND BELIEF.

Sworn Statement: IN ACCORDANCE WITH THE REQUIREMENTS OF TITLE 40, ARTICLE 8, SECTION 40-401, ARIZONA REVISED STATUTES, IT IS HEREIN REPORTED THAT THE GROSS OPERATING REVENUE OF SAID UTILITY DERIVED FROM ARIZONA INTRASTATE UTILITY OPERATIONS RECEIVED FROM RESIDENTIAL CUSTOMERS DURING THE CALENDAR YEAR WAS:

Arizona Intrastate Gross Operating Revenues Only (\$)

\$3,147,823

(The amount in the box above includes

\$0 in sales taxes  
billed or collected)

Steve Soriano  
signature of owner/official


480-895-9200  
telephone no.

SUBSCRIBED AND SWORN TO BEFORE ME A NOTARY PUBLIC  
IN AND FOR THE COUNTY

Maricopa  
(county name)

THIS 13 DAY OF April, 2017  
(month) and (year)

MY COMMISSION EXPIRES 12/31/17  
(date)



Denene A. Till  
(signature of notary public)