

ANNUAL REPORT

Of

Company Name: **Pima Utility Company**
9532 E. Riggs Rd.

Mailing Address: **Sun Lakes** **AZ**
85248

Docket No.: **SW-02199A**
For the Year Ended: **12/31/19**

RECEIVED
BY EMAIL

5/15/2020, 12:15 PM
ARIZONA CORPORATION COMMISSION
UTILITIES DIVISION

WASTEWATER UTILITY

To

Arizona Corporation Commission

Due on April 15th

Email: rdelafuente@azcc.gov, mail or deliver the completed Annual Report to:
Arizona Corporation Commission
Compliance Section - Utilities Division
1200 West Washington Street
Phoenix, Arizona 85007

Application Type: **Original Filing**
Application Date: **4/27/2020**

ARIZONA CORPORATION COMMISSION
WASTEWATER UTILITY ANNUAL REPORT
Pima Utility Company
A Class ☒ Utility

For the Calendar Year Ended: 12/31/19

Primary Address: 9532 E Riggs Road
City: Sun Lakes State: Arizona Zip Code: 85248

Telephone Number: 480-895-9200

Date of Original Organization of Utility: 1972

Person to whom correspondence should be addressed concerning this report:

Name: Brian Smith
Telephone No. : 480-895-9200
Address: 9532 E Riggs Road
City: Sun Lakes State: Arizona Zip Code: 85248
Email: Brian.Smith@Robson.com

On-Site Manager
Name: Dave Voorhees
Telephone No. : 480-895-5009
Address: 24607 S Price Road
City: Sun Lakes State: Arizona Zip Code: 85248
Email: Dave.Voorhees@Robson.com

NA
Name: .
Telephone No. : .
Address: .
City: . State: ARIZONA Zip Code: .
Email: .

NA
Name: .
Telephone No. : .
Address: .
City: . State: ARIZONA Zip Code: .
Email: .

NA
Name: .
Telephone No. : .
Address: .
City: . State: ARIZONA Zip Code: .
Email: .

Ownership: "S" Corporation

Counties Served: Maricopa

ARIZONA CORPORATION COMMISSION
WASTEWATER UTILITY ANNUAL REPORT
Pima Utility Company

Important changes during the year
--

NO	For those companies not subject to the affiliated interest rules, has there been a change in ownership or direct control during the year?
----	---

	If yes, please provide specific details in the box below.
--	---

	N/A
--	-----

NO	Has the company been notified by any other regulatory authorities during the year, that they are out of compliance?
----	---

	If yes, please provide specific details in the box below.
--	---

	N/A
--	-----

Utility Plant in Service (Wastewater)							
Account No.	Description	Beginning Year Original Cost	Current Year Additions	Current Year Retirements	Adjusted Original Cost	Accumulated Depreciation	OCLD (OC less AD)
351	Organization	\$0	\$0	\$0	\$0	\$0	\$0
352	Franchises	0	0	0	0	0	0
353	Land and Land Rights	91,528	0	0	91,528	0	91,528
354	Structures and Improvements	579,996	91,186	4,838	666,344	184,176	482,168
355	Power Generation Equipment	148,918	0	0	148,918	34,734	114,184
360	Collections Wastewater - Force	1,792,951	0	0	1,792,951	183,525	1,609,426
361	Collections Wastewater - Gravity	5,763,830	0	0	5,763,830	2,632,719	3,131,111
362	Special Collecting Structures	0	0	0	0	0	0
363	Services to Customers	693,672	0	0	693,672	264,969	428,703
364	Flow Measuring Devices	0	0	0	0	0	0
365	Flow Measuring Installations	0	0	0	0	0	0
366	Reuse Services	0	0	0	0	0	0
367	Reuse Meters & Meter Installations	0	0	0	0	0	0
370	Receiving Wells	673,826	0	0	673,826	253,874	419,952
371	Pumping Equipment	3,921,710	90,553	4,462	4,007,801	3,736,409	271,392
374	Reuse Distribution Reservoirs	0	0	0	0	0	0
375	Reuse Trans. And Distr. Equipment	151,472	5,812	0	157,284	62,483	94,801
380	Treatment and Disposal Equipment	11,010,210	188,202	143,731	11,054,681	9,059,665	1,995,016
381	Plant Sewers	0	0	0	0	0	0
382	Outfall Sewer Lines	0	0	0	0	0	0
389	Other Plant and Misc. Equipment	987,200	0	0	987,200	983,848	3,352
390	Office Furniture and Equipment	9,261	0	0	9,261	4,013	5,248
390.1	Computer & Software	21,683	1,653	0	23,336	17,850	5,486
391	Transportation Equipment	56,123	54,128	8,648	101,603	46,893	54,710
392	Stores Equipment	0	0	0	0	0	0
393	Tools, Shop and Garage Equipment	123,193	2,136	0	125,329	98,977	26,352
394	Laboratory Equipment	19,183	0	0	19,183	8,638	10,545
395	Power Operated Equipment	17,705	0	0	17,705	1,514	16,191
396	Communication Equipment	207,196	20,555	3,160	224,591	175,198	49,393
397	Miscellaneous Equipment	3,454	766	0	4,220	1,018	3,202
398	Other Tangible Plant	0	0	0	0	0	0
	Totals	\$26,273,111	\$454,991	\$164,839	\$26,563,263	\$17,750,503	\$8,812,760

Instructions: Fill out the Grey Cells with the relevant information. Input 0 or none if there is nothing recorded in that account or there is no applicable information to report.

Pima Utility Company
Annual Report
Depreciation Expense for the Current Year (Wastewater)
12/31/19

Depreciation Expense for the Current Year (Wastewater)								
Account No.	Description	Beginning Year Original Cost	Current Year Additions	Current Year Retirements	Adjusted Original Cost	Fully Depreciated/Non- depreciable Plant	Depreciation Percentages	Depreciation Expense
351	Organization	\$0	\$0	\$0	\$0	\$0	0.00%	\$0
352	Franchises	0	0	0	0	0	0.00%	0
353	Land and Land Rights	91,528	0	0	91,528	0	0.00%	0
354	Structures and Improvements	579,996	91,186	4,838	666,344	0	3.33%	20,752
355	Power Generation Equipment	148,918	0	0	148,918	0	5.00%	7,446
360	Collections Wastewater - Force	1,792,951	0	0	1,792,951	0	2.00%	35,859
361	Collections Wastewater - Gravity	5,763,830	0	0	5,763,830	0	2.00%	115,277
362	Special Collecting Structures	0	0	0	0	0	0.00%	0
363	Services to Customers	693,672	0	0	693,672	0	2.00%	13,873
364	Flow Measuring Devices	0	0	0	0	0	0.00%	0
365	Flow Measuring Installations	0	0	0	0	0	0.00%	0
366	Reuse Services	0	0	0	0	0	0.00%	0
367	Reuse Meters & Meter Installations	0	0	0	0	0	0.00%	0
370	Receiving Wells	673,826	0	0	673,826	0	3.57%	24,056
371	Pumping Equipment	3,921,710	90,553	4,462	4,007,801	3,687,867	6.67%	18,468
374	Reuse Distribution Reservoirs	0	0	0	0	0	0.00%	0
375	Reuse Trans. And Distr. Equipment	151,472	5,812	0	157,284	0	2.00%	3,088
380	Treatment and Disposal Equipment	11,010,210	188,202	143,731	11,054,681	0	5.00%	551,622
381	Plant Sewers	0	0	0	0	0	0.00%	0
382	Outfall Sewer Lines	0	0	0	0	0	0.00%	0
389	Other Plant and Misc. Equipment	987,200	0	0	987,200	983,475	6.67%	248
390	Office Furniture and Equipment	9,261	0	0	9,261	0	6.67%	618
390.1	Computer & Software	21,683	1,653	0	23,336	12,875	20.00%	1,927
391	Transportation Equipment	56,123	54,128	8,648	101,603	31,818	20.00%	9,409
392	Stores Equipment	0	0	0	0	0	0.00%	0
393	Tools, Shop and Garage Equipment	123,193	2,136	0	125,329	0	10.00%	12,426
394	Laboratory Equipment	19,183	0	0	19,183	0	10.00%	1,918
395	Power Operated Equipment	17,705	0	0	17,705	0	5.00%	885
396	Communication Equipment	207,196	20,555	3,160	224,591	167,556	10.00%	4,834
397	Miscellaneous Equipment	3,454	766	0	4,220	0	10.00%	384
398	Other Tangible Plant	0	0	0	0	0	0.00%	0
	Subtotal	\$26,273,111	\$454,991	\$164,839	\$26,563,263	\$4,883,591		\$823,089

Contribution(s) in Aid of Construction (Gross)
Less: Non Amortizable Contribution(s)
Fully Amortized Contribution(s)
Amortizable Contribution(s)
Times: Proposed Amortization Rate
Amortization of CIAC

\$1,261,344
0
0
\$1,261,344
3.81%
\$48,073

Less: Amortization of CIAC **\$48,073**

DEPRECIATION EXPENSE **\$775,017**

Instructions: Fill out the Grey Cells with the relevant information. Input 0 or none if there is nothing recorded in that account or there is no applicable information to report.

Pima Utility Company
Annual Report
Balance Sheet Assets
12/31/19

Balance Sheet Assets				
	Assets		Balance at Beginning of Year (2019)	Balance at End of Year (2019)
Account No.	Current and Accrued Assets			
131	Cash		\$0	\$0
132	Special Deposits		0	0
134	Working Funds		272,128	1,503,092
135	Temporary Cash Investments		1,727,199	1,485,189
141	Customer Accounts Receivable		328,434	307,770
142	Other Accounts Receivable		0	0
143	Accumulated Provision for Uncollectable Accounts		0	0
145	Accounts Receivable - Related Parties		39,600	0
146	Notes Receivable from Associated Companies		13,743	20,555
151	Plant Material and Supplies		0	0
162	Prepayments		5,804	1,614
173	Accrued Utility Revenue		0	0
174	Miscellaneous Current and Accrued Assets		157,612	96,088
181	Unamortized Debt Discounts		4,049	2,919
	Total Current and Accrued Assets		\$2,548,569	\$3,417,227
	Deferred Debits			
186.1	Deferred Rate Case Expense		\$0	\$0
	Total Deferred Debits		\$0	\$0
	Fixed Assets			
101	Utility Plant in Service*		\$26,273,111	\$26,563,263
103	Property Held for Future Use		0	0
105	Construction Work in Progress		50,886	69,442
108	Accumulated Depreciation (enter as negative)*		(17,088,252)	(17,750,503)
121	Non-Utility Property		0	0
122	Accumulated Depreciation - Non Utility		0	0
	Total Fixed Assets		\$9,235,745	\$8,882,202
	Total Assets		\$11,784,314	\$12,299,429

Note these items feed automatically from the adjusted end of year balance from AR4.

Pima Utility Company
Annual Report
Balance Sheet Liabilities and Owners Equity

Balance Sheet Liabilities and Owners Equity				
	Liabilities		Balance at Beginning of Year (2019)	Balance at End of Year (2019)
Account No.	Current Liabilities			
231	Accounts Payable		\$113,579	\$136,667
232	Notes Payable (Current Portion)		279,000	279,000
233	Accounts Payable - Related Party		0	0
234	Notes Payable to Associated Companies		0	0
235	Customer Deposits		0	0
236	Accrued Taxes		84,072	84,146
237	Accrued Interest		13,606	12,601
241	Miscellaneous Current and Accrued Liabilities		39,283	42,503
253	Other Deferred Credits		0	0
	Total Current Liabilities		\$529,540	\$554,917
	Long Term Debt			
224	Long Term Debt (Notes and Bonds)		\$3,510,750	\$3,231,750
	Total Long Term Debt		\$3,510,750	\$3,231,750
	Deferred Credits			
252	Advances in Aid of Construction		\$0	\$0
255	Accumulated Deferred Investment Tax Credits		0	0
271	Contributions in Aid of Construction		1,261,344	1,261,344
272	Less: Amortization of Contributions		(1,051,756)	(1,099,830)
281	Accumulated Deferred Income Tax		0	0
	Total Deferred Credits		\$209,588	\$161,514
	Total Liabilities		\$4,249,878	\$3,948,181
	Capital Accounts			
201	Common Stock Issued		\$72,624	\$72,624
211	Other Paid-In Capital		4,037,614	4,037,614
215	Retained Earnings		3,424,198	4,241,010
218	Proprietary Capital (Sole Props and Partnerships)		0	0
	Total Capital		\$7,534,436	\$8,351,248
	Total Liabilities and Capital		\$11,784,314	\$12,299,429

Note: Total liabilities and Capital must match total assets for the beginning and end of the year!

Wastewater Comparative Income Statement			
Account No.	Calendar Year	Current Year 01/01/2019 -	Last Year 01/01/2018 -
	Operating Revenue		
521	Flat Rate Revenues	\$3,428,335	\$3,443,141
522	Measured Revenues	135,733	143,528
534	Rents from Wastewater Property	0	0
536	Other Wastewater Revenues	23,825	62,874
	Total Revenues	\$3,587,893	\$3,649,543
	Operating Expenses		
701	Salaries and Wages	\$539,496	\$609,265
703	Salaries and Wages - Officers	\$52,962	\$52,962
704	Employee Pensions and Benefits	107,742	115,704
710	Purchased Wastewater Treatment	0	0
711	Sludge Removal Expense	140,496	126,838
715	Purchased Power	175,063	164,818
716	Fuel for Power Production	0	0
718	Chemicals	170,281	176,630
720	Materials and Supplies	0	0
720.1	Repairs and Maintenance	89,064	108,313
720.2	Office Supplies and Expense	82,880	82,527
721	Office Expense	0	0
731	Contractual Services -Engineering	0	0
732	Contractual Services - Accounting	4,613	4,780
733	Contractual Services - Legal	0	689
734	Contractual Services - Management Fees	0	0
735	Contractual Services - Testing	25,719	28,429
736	Contractual Services - Other	106,063	106,120
740	Rents - Building	0	0
742	Rents - Equipment	13,268	18,265
750	Transportation Expenses	33,369	27,290
756	Insurance - Vehicle	7,677	5,241
757	Insurance - General Liability	68,869	67,098
758	Insurance - Worker's Compensation	0	0
759	Insurance - Other	0	0
760	Advertising Expense	0	0
766	Regulatory Commission Expense - Rate Case	0	0
767	Regulatory Commission Expense - Other	0	6,028
770	Bad Debt Expense	4,761	6,607
775	Miscellaneous Expense	23,343	24,632
403	Depreciation Expense (From Schedule AR4)	775,017	887,652
407.4	Amortization of Regulatory Asset	33,482	33,482
407.5	Amortization of Regulatory Liability	0	0
408	Taxes Other Than Income	0	0
408.11	Property Taxes	168,001	167,855
408.12	Payroll Taxes	39,041	46,911
408.13	Other Taxes and Licenses	13,475	13,733
409	Income Taxes	0	0
434	Rate Case Adjustments	0	0
	Total Operating Expenses	\$2,674,682	\$2,881,869
	Operating Income / (Loss)	\$913,211	\$767,674
	Other Income / (Expense)		
414	Gain (Loss) on Dispositions	\$0	\$0
419	Interest and Dividend Income	54,380	40,876
421	Non-Utility Income	0	0
426	Miscellaneous Non-Utility (Expense)	2,929	(6,144)
427	Interest (Expense)	(153,708)	(163,496)
	Total Other Income / (Expense)	(\$96,399)	(\$128,764)
	Net Income / (Loss)	\$816,812	\$638,910

Instructions: Fill out the Grey Cells with the relevant information. Input 0 or none if there is nothing recorded in that account or there is no applicable information to report.

Pima Utility Company
Annual Report
Full time equivalent employees
12/31/19

Full time equivalent employees

	Direct Company	Allocated	Outside service	Total
President	0.00	0.00	0.00	0.00
Vice-president	0.00	0.00	0.06	0.06
Manager	0.00	0.47	0.00	0.47
Engineering Staff	0.00	0.00	0.00	0.00
System Operator(s)	3.81	3.18	0.00	6.99
Customer Service	0.00	0.30	0.00	0.30
Accounting	0.00	0.00	0.78	0.78
Business Office	0.00	0.00	0.02	0.02
Rates Department	0.00	0.00	0.00	0.00
Administrative Staff	0.00	0.12	0.00	0.12
Other	0.00	0.00	0.00	0.00
Total	3.81	4.07	0.85	8.73

Instructions: Fill out the Grey Cells with the relevant information. Input 0 or none if there is nothing recorded in that account or there is no applicable information to report. A full-time employee is based on 2080 total hours per year. Please calculate partial employees using 2080 hours.

Pima Utility Company
Annual Report
Supplemental Financial Data (Long-Term Debt)
12/31/19

Supplemental Financial Data (Long-Term Debt)				
	Loan #1	Loan #2	Loan #3	Loan #4
Date Issued	1/18/2009	8/6/2012	7/13/2017	NA
Source of Loan	IDA Bonds	Wells Fargo	Wells Fargo	NA
ACC Decision No.	11/24/2061	1/28/2100	1/14/2108	NA
Reason for Loan	Construction	Refinance/Constr	Refinance/Constr	NA
Dollar Amt. Issued	\$10,300,000	\$4,185,000	\$4,185,000	NA
Amount Outstanding	\$0	\$0	\$3,510,750	NA
Date of Maturity	Various	7/25/2017	7/10/2022	NA
Interest Rate	7.25%	3.04%	4.17%	NA
Current Year Interest	\$0	\$0	\$153,708	NA
Current Year Principal	\$0	\$0	\$279,000	NA

Meter Deposit Balance at Test Year End:	\$0
---	-----

Meter Deposits Refunded During the Test Year:	\$0
---	-----

List all bonds, notes, loans, and other types of indebtedness in which the proceeds were used in the provision of public utility service. Indebtedness incurred for personal uses by the owner of the utility should not be listed. Input 0 or none if there is nothing to report for that cell.

Wastewater Utility Plant Description

Name of System:	Pima Utility Company - Sewer
Wastewater Inventory Number (if applicable):	none
Type of Treatment	other
Design Capacity of Plant (Gallons per day)	2,400,000

LIFT STATION FACILITIES

Location	Quantity of Pumps	Horsepower Per Pump	Rated Capacity Per Pump (GPM)	Wet Well Capacity (gals)	Year Constructed
Maryland - LS 1	2	20	650	14960	1972
Dobson - LS 2	2	10	500	1878	1890
Cochise - LS 3	2	5	375	2900	1983
S Brentwood - LS 4	2	3.5	250	2900	1985
N Brentwood - LS 5	2	3.5	250	2900	1985
N Alma School - LS 6	2	2.5	250	3229	1986
S Alma School - LS 7	2	3.5	250	3229	1986
Santan - LS 8	2	3.5	250	3229	1988
Sunnydale - LS 9	2	3.5	250	3229	1989
Unit 27 - LS 10	2	7.5	500	18700	1989
Unit 31 - LS 11	2	10	500	18700	1991
Unit 32 - LS 12	2	15	750	134640	1996
Yard - LS 13	2	10	500	2000	1995
McDonalds - LS 14	2	2	200	2000	2006
Santan Vista - LS 15	2	2	250	2000	2008
WP1 - LS 16	3	25	600	12000	2015

FORCE MAINS

Size	Material	Length (Feet)
6"	PVC	1,533
6"	DIP	119
8"	PVC	6,148
8"	DIP	439
10"	PVC	5,750
10"	DIP	90
12"	PVC	132
12"	DIP	59
16"	PVC	11,813
16"	DIP	399

MANHOLES

Type	Quantity
Standard	1,396
Drop	0

CLEANOUTS

Quantity
220
0
0
0

Note: If you are filing for more than one system, please provide separate sheets for each system.

Instructions: Fill out the Grey Cells with the relevent information. Input 0 or none if there is nothing recorded in that

account or there is no applicable information to report. Copy and paste this sheet as many times as is necessary.

Pima Utility Company
Annual Report
Wastewater Utility Plant Description (Continued)

Wastewater Utility Plant Description (Continued)					
GRAVITY MAINS			SERVICES/LATERALS		
Sizes (inches)	Material	Length (feet)	Size (inches)	Material	Quantity
4	PVC	18,401	4	PVC	9,999
6	PVC	19,102	6	PVC	93
8	PVC	392,322	8	na	na
10	PVC	62,042	10	na	na
12	PVC	31,076			
15	PVC	2,541			
2	PVC	200			
na	NA	na			
na	NA	na			
na	NA	na			
na	NA	na			
na	NA	na			
na	NA	na			
na	NA	na			
na	NA	na			

For the following five items, list the utility owned assets in each category for each system.

SOLIDS PROCESSING AND HANDLING FACILITIES	Centrifuge
DISINFECTION EQUIPMENT (Chlorinator, Ultra-Violet, Etc.)	Ultra-violet
FILTRATION EQUIPMENT (Rapid Sand, Slow Sand, Activated Carbon, Etc.)	Sand & anthracite
STRUCTURES (Buildings, Fences, Etc.)	Light stations, operations building, solids building, lift stations
Other (Laboratory Equipment, Tools, Vehicles, Standby, Power Generators, Etc.)	Laboratory equipment, tools, vehicles, generators

Note: If you are filing for more than one system, please provide separate sheets for each system.

Instructions: Fill out the Grey Cells with the relevant information. Input 0 or none if there is nothing recorded in that account or there

is no applicable information to report. Copy and paste this sheet as many times as is necessary.

Pima Utility Company
Annual Report
Wastewater Flows
12/31/19

Wastewater Flows					
Month	Number of Services	Total Monthly Sewage Flow (Gallons)	Sewage Flow on Peak Day	Purchased Power Expense ¹	Purchased Power (kWh) ²
January	10,096	36,108,000	1,324,000	\$13,436	186,490
February	10,099	34,280,000	1,521,000	13,870	189,542
March	10,099	37,759,000	1,345,000	12,783	176,787
April	10,099	33,902,000	1,388,000	14,293	199,075
May	10,095	31,296,000	1,368,000	16,059	210,250
June	10,096	26,491,000	1,008,000	16,249	211,349
July	10,100	26,772,000	1,006,000	15,655	191,038
August	10,100	27,611,000	1,116,000	14,885	180,152
September	10,103	26,413,000	952,000	14,755	186,531
October	10,104	29,494,000	1,088,000	14,468	184,847
November	10,104	31,354,000	1,236,000	14,489	196,275
December	10,100	33,932,000	1,229,000	14,121	188,050
	Totals	375,412,000	14,581,000	\$175,063	2,300,386

Provide the following information as applicable per wastewater system:

Method of Effluent Disposal	Reuse
Groundwater Permit Number	n/a
ADEQ Aquifer Protection Permit ("APP") Number	P100557
ADEQ Reuse Permit Number	R100557
EPA NPDES Permil Number	n/a
APP Effluent Treatment Requirement (Class)?	B+
Permitted Flow Rate	2.4 MGD
Permitted Organic Capacity	n/a
Hydraulic Capacity	2.4 MGD%
Type of Biological Treatment	Sequenced Batch Reactor (SBR)

In the space below, list all violations within the past 12 months:

Contingency Report submitted to ADEQ for a Fecal Violation on March 12, 2020 due to plant upset. We made corrective actions immediately and our staff continues to monitor the situation. As of March 23, 2020 it was still under review with ADEQ.

Note: If you are filing for more than one system, please provide separate sheets for each system.

¹ Enter the total purchased power costs for the power meters associated with this system.

² Enter the total purchased kWh used by the power meters associated with this system.

Instructions: Fill out the Grey Cells with the relevent information. Input 0 or none if there is nothing recorded in that account or there is no applicable information to report.

Other Wastewater System Information

Provide a calculation used to determine the value of one wastewater equivalent residential connection (ERC).

Use one of the following methods:

- (a) If actual flow data are available from the preceding 12 months, divide the total annual single family residence (SFR) gallons sold by the average number of single family residence customers for the same period and divide the result by 365 days.
- (b) If no historical flow data are available, use:

$$\text{ERC} = (\text{Total SFR gallons treated (Omit 000)} / 365 \text{ days} / 280 \text{ gallons per day})$$

For wastewater only utilities:

Subtract all general use and other non residential customer gallons from the total gallons treated. Divide the remainder (SFR customers) by 365 days to reveal single family residence customer gallons per day.

NOTE: Total gallons treated includes both treated and purchased treatment.

ERC

96

 Method used:

other

 (a), (b), other

What is the present system connection capacity (in ERCs *) using existing lines?

1425 gal/day

What is the future system connection capacity (in ERCs *) upon service area buildout?

1425 gal/day

Describe any plans and estimated completion dates for any enlargements or improvements of this system.

None at this time.

If the utility uses reuse as a means of effluent disposal, attach a list of the reuse end users and the amount of reuse provided to each, if known.

Describe any plans and estimated completion dates for any enlargements or improvements of this system.

Sun Lakes HOA3 received 13.6 AF and Sun Lakes Oakwood Golf Course received 649.39 AF of Direct effluent in 2019

If the utility does not engage in reuse, has a reuse feasibility study been completed?

No

If so, when?

Pima Utility Company
Annual Report
Utility Shutoffs / Disconnects
12/31/19

Utility Shutoffs / Disconnects	
Name of System:	Pima Utility Company - Sewer
Wastewater Inventory Number (if applicable):	none

Month	Termination without Notice R14-2-609.B	Termination with Notice R14-2- 609.C	Other
January	0	0	0
February	0	0	0
March	0	0	0
April	0	0	0
May	0	0	0
June	0	0	0
July	0	0	0
August	0	0	0
September	0	0	0
October	0	0	0
November	0	0	0
December	0	0	0
Total	0	0	0

Other (description):

N/A

Instructions: Fill out the Grey Cells with the relevent information. Input 0 or none if there is nothing recorded in that account or there is no applicable information to report.

Property Taxes	
----------------	--

Amount of actual property taxes paid during Calendar Year 2018 was
--

\$167,928

If no property taxes paid, explain why.

N/A

Instructions: Fill out the Grey Cells with the relevant information. Input 0 or none if there is nothing recorded in that account or there is no applicable information to report.

Verification and Sworn Statement (Taxes)

Verification: State of Arizona I, the undersigned of the
(state name)

County of (county name): Maricopa
Name (owner or official) title: Brian Smith - Vice President
Company name: Pima Utility Company

DO SAY THAT THIS ANNUAL UTILITY PROPERTY TAX AND SALES TAX REPORT TO THE ARIZONA CORPORATION COMMISSION.

FOR THE YEAR ENDING: 12/31/19

HAS BEEN PREPARED UNDER MY DIRECTION, FROM THE ORIGINAL BOOKS, PAPERS AND RECORDS OF SAID UTILITY; THAT I HAVE CAREFULLY EXAMINED THE SAME, AND DECLARE THE SAME TO BE A COMPLETE AND CORRECT STATEMENT OF BUSINESS AND AFFAIRS OF SAID UTILITY FOR THE PERIOD COVERED BY THIS REPORT IN RESPECT TO EACH AND EVERY MATTER AND THING SET FORTH, TO THE BEST OF MY KNOWLEDGE, INFORMATION AND BELIEF.

Sworn Statement: I HEREBY ATTEST THAT ALL PROPERTY TAXES FOR SAID COMPANY ARE NOT CURRENT AND PAID IN FULL.

I HEREBY ATTEST THAT ALL SALES TAXES FOR SAID COMPANY ARE NOT CURRENT AND PAID IN FULL.

RECEIVED
BY EMAIL
5/15/2020, 12:15 PM
ARIZONA CORPORATION COMMISSION
UTILITIES DIVISION

[Signature]
signature of owner/official

480-895-9200
telephone no.

SUBSCRIBED AND SWORN TO BEFORE ME A NOTARY PUBLIC
IN AND FOR THE COUNTY

THIS

15th

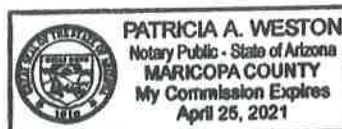
DAY OF

Maricopa
(county name)

May 2020
(month) and (year)

MY COMMISSION EXPIRES

4/25/21
(date)



[Signature]
(signature of notary public)

Verification and Sworn Statement

Verification:

State of Arizona I, the undersigned of the
(state name)

County of (county name):

Maricopa

Name (owner or official) title:

Brian Smith - Vice President

Company name:

Pima Utility Company

DO SAY THAT THIS ANNUAL UTILITY PROPERTY TAX AND SALES TAX REPORT TO THE ARIZONA CORPORATION COMMISSION.

FOR THE YEAR ENDING: 12/31/19

HAS BEEN PREPARED UNDER MY DIRECTION, FROM THE ORIGINAL BOOKS, PAPERS AND RECORDS OF SAID UTILITY; THAT I HAVE CAREFULLY EXAMINED THE SAME, AND DECLARE THE SAME TO BE A COMPLETE AND CORRECT STATEMENT OF BUSINESS AND AFFAIRS OF SAID UTILITY FOR THE PERIOD COVERED BY THIS REPORT IN RESPECT TO EACH AND EVERY MATTER AND THING SET FORTH, TO THE BEST OF MY KNOWLEDGE, INFORMATION AND BELIEF.

Sworn Statement: IN ACCORDANCE WITH THE REQUIREMENTS OF TITLE 40, ARTICLE 8, SECTION 40-401, ARIZONA REVISED STATUTES, IT IS HEREIN REPORTED THAT THE GROSS OPERATING REVENUE OF SAID UTILITY DERIVED FROM ARIZONA INTRASTATE UTILITY OPERATIONS DURING THE CALENDAR YEAR WAS:

Arizona Intrastate Gross Operating Revenues Only (\$)

\$3,598,034

(The amount in the box above includes

\$10,141

in sales taxes
billed or collected)

**RECEIVED
BY EMAIL**

5/15/2020, 12:15 PM

ARIZONA CORPORATION COMMISSION
UTILITIES DIVISION



signature of owner/official

480-895-9200

telephone no.

SUBSCRIBED AND SWORN TO BEFORE ME A NOTARY PUBLIC
IN AND FOR THE COUNTY

THIS

15th

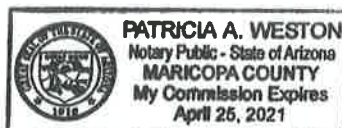
DAY OF

Maricopa
(county name)

May, 2020
(month) and (year)

MY COMMISSION EXPIRES

4/25/21
(date)




(signature of notary public)

Verification and Sworn Statement (Residential Revenue)

Verification:

State of Arizona I, the undersigned of the
(state name)

County of (county name): Maricopa
Name (owner or official) title: Brian Smith - Vice President
Company name: Pima Utility Company

DO SAY THAT THIS ANNUAL UTILITY PROPERTY TAX AND SALES TAX REPORT TO THE ARIZONA CORPORATION COMMISSION.

FOR THE YEAR ENDING: 12/31/19

HAS BEEN PREPARED UNDER MY DIRECTION, FROM THE ORIGINAL BOOKS, PAPERS AND RECORDS OF SAID UTILITY; THAT I HAVE CAREFULLY EXAMINED THE SAME, AND DECLARE THE SAME TO BE A COMPLETE AND CORRECT STATEMENT OF BUSINESS AND AFFAIRS OF SAID UTILITY FOR THE PERIOD COVERED BY THIS REPORT IN RESPECT TO EACH AND EVERY MATTER AND THING SET FORTH, TO THE BEST OF MY KNOWLEDGE, INFORMATION AND BELIEF.

Sworn Statement: IN ACCORDANCE WITH THE REQUIREMENTS OF TITLE 40, ARTICLE 8, SECTION 40-401, ARIZONA REVISED STATUTES, IT IS HEREIN REPORTED THAT THE GROSS OPERATING REVENUE OF SAID UTILITY DERIVED FROM ARIZONA INTRASTATE UTILITY OPERATIONS RECEIVED FROM RESIDENTIAL CUSTOMERS DURING THE CALENDAR YEAR WAS:

Arizona Intrastate Gross Operating Revenues Only (\$)

\$3,263,328

(The amount in the box above includes

\$0

in sales taxes
billed or collected)

**RECEIVED
BY EMAIL**

5/15/2020, 12:15 PM

ARIZONA CORPORATION COMMISSION
UTILITIES DIVISION

[Signature]
signature of owner/official

480-895-9200

telephone no.

SUBSCRIBED AND SWORN TO BEFORE ME A NOTARY PUBLIC
IN AND FOR THE COUNTY

Maricopa
(county name)

THIS


15th

DAY OF

May 2020
(month) and (year)

MY COMMISSION EXPIRES

4/25/21
(date)



[Signature]
(signature of notary public)