

ANNUAL REPORT

Of

Company Name: Pine Meadows Utilities, LLC  
7581 E. Academy Blvd., Ste. 229

Mailing Address: Denver CO  
80230

Docket No.: SW-03962A  
For the Year Ended: 12/31/18

**RECEIVED**  
**APR 15 2019**  
ARIZONA CORP COMMISSION  
UTILITIES DIVISION - DIRECTOR'S OFFICE

WASTEWATER UTILITY

To

Arizona Corporation Commission

**Due on April 15th**

Email: [rdelafuente@azcc.gov](mailto:rdelafuente@azcc.gov), mail or deliver the completed Annual Report to:  
Arizona Corporation Commission  
Compliance Section - Utilities Division  
1200 West Washington Street  
Phoenix, Arizona 85007

Application Type: Original Filing  
Application Date: 4/11/2019

4-19-19

ARIZONA CORPORATION COMMISSION  
WASTEWATER UTILITY ANNUAL REPORT  
Pine Meadows Utilities, LLC  
A Class  Utility

1. For the Calendar Year Ended: 12/31/18

2. Address: 

7581 E Academy Blvd; Suite 229			
City:	Denver	State:	Colorado
		Zip Code:	80230

3. Telephone Number: 

720.949.1384
--------------

4. Date of Original Organization of Utility: 

5/2/2000
----------

5. Person to whom correspondence should be addressed concerning this report:

Name: 

Jason Williamson
------------------

  
Telephone No. : 

720.949.1384
--------------

  
Address: 

7581 E Academy Blvd; Suite 229			
City:	Denver	State:	Colorado
		Zip Code:	80230

  
Email: 

jw@pivotalcompanies.com
-------------------------

6. On-Site Manager:

Name: 

Patricia Olsen
----------------

  
Telephone No. : 

928-300-3291
--------------

  
Address: 

3031 E Beaver Creek Rd.			
City:	Rimrock	State:	Arizona
		Zip Code:	86335

  
Email: 

patsyolsen@live.com
---------------------

7. Ownership: 

Limited Liability Company ("LLC")
-----------------------------------

8. Counties Served: 

Gila
------

Utility Plant in Service (Wastewater)							
Account No.	Description	Beginning Year Original Cost	Current Year Additions	Current Year Retirements	Adjusted Original Cost	Accumulated Depreciation	OCLD (OC less AD)
351	Organization	\$3,329			\$3,329	\$2,081	\$1,248
352	Franchises				0		0
353	Land and Land Rights				0		0
354	Structures and Improvements	27,290			27,290	15,515	11,775
355	Power Generation Equipment	90,000			90,000	76,500	13,500
360	Collections Wastewater - Force	109,550			109,550	29,872	79,678
361	Collections Wastewater - Gravity	205,528			205,528	133,970	71,559
362	Special Collecting Structures				0		0
363	Services to Customers	50,000			50,000	26,000	24,000
364	Flow Measuring Devices				0		0
365	Flow Measuring Installations				0		0
366	Reuse Services				0		0
367	Reuse Meters & Meter Installations				0		0
370	Receiving Wells	96,000			96,000	63,965	32,035
371	Pumping Equipment	24,596			24,596	15,781	8,815
374	Reuse Distribution Reservoirs				0		0
375	Reuse Trans. And Distr. Equipment				0		0
380	Treatment and Disposal Equipment	313,945			313,945	259,921	54,024
381	Plant Sewers				0		0
382	Outfall Sewer Lines				0		0
389	Other Plant and Misc. Equipment	7,537			7,537	6,662	875
390	Office Furniture and Equipment	130			130	112	18
390.1	Computer & Software				0		0
391	Transportation Equipment				0		0
392	Stores Equipment				0		0
393	Tools, Shop and Garage Equipment				0		0
394	Laboratory Equipment	2,586	1,625		4,211	3,088	1,122
395	Power Operated Equipment				0		0
396	Communication Equipment				0		0
397	Miscellaneous Equipment				0		0
398	Other Tangible Plant	101			101	68	33
	<b>Totals</b>	<b>\$930,592</b>	<b>\$1,625</b>	<b>\$0</b>	<b>\$932,216</b>	<b>\$633,534</b>	<b>\$298,682</b>

Instructions: Fill out the Grey Cells with the relevant information. Input 0 or none if there is nothing recorded in that account or there is no applicable information to report.

Pine Meadows Utilities, LLC  
 Annual Report  
 Depreciation Expense for the Current Year (Wastewater)  
 12/31/18

Depreciation Expense for the Current Year (Wastewater)								
Account No.	Description	Beginning Year Original Cost	Current Year Additions	Current Year Retirements	Adjusted Original Cost	Fully Depreciated/Non-depreciable Plant	Depreciation Percentages	Depreciation Expense
351	Organization	\$3,329	\$0	\$0	\$3,329		0.00%	\$0
352	Franchises	0	0	0	0			0
353	Land and Land Rights	0	0	0	0			0
354	Structures and Improvements	27,290	0	0	27,290		3.33%	909
355	Power Generation Equipment	90,000	0	0	90,000		5.00%	4,500
360	Collections Wastewater - Force	109,550	0	0	109,550		2.00%	2,191
361	Collections Wastewater - Gravity	205,528	0	0	205,528		2.00%	4,111
362	Special Collecting Structures	0	0	0	0			0
363	Services to Customers	50,000	0	0	50,000		2.00%	1,000
364	Flow Measuring Devices	0	0	0	0			0
365	Flow Measuring Installations	0	0	0	0			0
366	Reuse Services	0	0	0	0			0
367	Reuse Meters & Meter Installations	0	0	0	0			0
370	Receiving Wells	96,000	0	0	96,000		3.33%	3,197
371	Pumping Equipment	24,596	0	0	24,596		12.50%	3,075
374	Reuse Distribution Reservoirs	0	0	0	0			0
375	Reuse Trans. And Distr. Equipment	0	0	0	0			0
380	Treatment and Disposal Equipment	313,945	0	0	313,945		5.00%	15,697
381	Plant Sewers	0	0	0	0			0
382	Outfall Sewer Lines	0	0	0	0			0
389	Other Plant and Misc. Equipment	7,537	0	0	7,537		6.67%	503
390	Office Furniture and Equipment	130	0	0	130		6.67%	9
390.1	Computer & Software	0	0	0	0			0
391	Transportation Equipment	0	0	0	0			0
392	Stores Equipment	0	0	0	0			0
393	Tools, Shop and Garage Equipment	0	0	0	0			0
394	Laboratory Equipment	2,586	1,625	0	4,211		10.00%	340
395	Power Operated Equipment	0	0	0	0			0
396	Communication Equipment	0	0	0	0			0
397	Miscellaneous Equipment	0	0	0	0			0
398	Other Tangible Plant	101	0	0	101		10.00%	10
	<b>Subtotal</b>	<b>\$930,592</b>	<b>\$1,625</b>	<b>\$0</b>	<b>\$932,216</b>	<b>\$0</b>		<b>\$35,540</b>

Contribution(s) in Aid of Construction (Gross)	\$868,312
Less: Non Amortizable Contribution(s)	
Fully Amortized Contribution(s)	
Amortizable Contribution(s)	\$868,312
Times: Proposed Amortization Rate	3.84%
<b>Amortization of CIAC</b>	<b>\$33,374</b>
<b>Less: Amortization of CIAC</b>	<b>\$33,374</b>
<b>DEPRECIATION EXPENSE</b>	<b>\$2,166</b>

**Instructions:** Fill out the Grey Cells with the relevant information. Input 0 or none if there is nothing recorded in that account or there is no applicable information to report.

Pine Meadows Utilities, LLC  
 Annual Report  
 Balance Sheet Assets  
 12/31/18

Balance Sheet Assets				
	Assets		Balance at Beginning of Year (2018)	Balance at End of Year (2018)
<b>Account No.</b>	<b>Current and Accrued Assets</b>			
131	Cash		(\$2,042)	\$865
132	Special Deposits			
135	Temporary Cash Investments			
141	Customer Accounts Receivable		8,787	1,360
142	Other Accounts Receivable			
143	Accumulated Provision for Uncollectable Accounts			
146	Notes Receivable from Associated Companies			
151	Plant Material and Supplies			
162	Prepayments			
173	Accrued Utility Revenue			
174	Miscellaneous Current and Accrued Assets			
	<b>Total Current and Accrued Assets</b>		<b>\$6,745</b>	<b>\$2,224</b>
	<b>Deferred Debits</b>			
186.1	Deferred Rate Case Expense			
	<b>Total Deferred Debits</b>		<b>\$0</b>	<b>\$0</b>
	<b>Fixed Assets</b>			
101	Utility Plant in Service*		\$930,592	\$932,216
103	Property Held for Future Use			
105	Construction Work in Progress			
108	Accumulated Depreciation (enter as negative)*		(597,831)	(633,534)
121	Non-Utility Property			
122	Accumulated Depreciation - Non Utility			
	<b>Total Fixed Assets</b>		<b>\$332,761</b>	<b>\$298,682</b>
	<b>Total Assets</b>		<b>\$339,506</b>	<b>\$300,906</b>

**Instructions:** Fill out the Grey Cells with the relevant information. Input 0 or none if there is nothing recorded in that account or there is no applicable information to report.

Note these items feed automatically from the adjusted end of year balance from AR4.

Pine Meadows Utilities, LLC  
Annual Report  
Balance Sheet Liabilities and Owners Equity

<b>Balance Sheet Liabilities and Owners Equity</b>				
	<b>Liabilities</b>		Balance at Beginning of Year (2018)	Balance at End of Year (2018)
<b>Account No.</b>	<b>Current Liabilities</b>			
231	Accounts Payable		\$249,588	\$256,012
232	Notes Payable (Current Portion)			
234	Notes Payable to Associated Companies			
235	Customer Deposits		2,420	1,832
236	Accrued Taxes			
237	Accrued Interest			
241	Miscellaneous Current and Accrued Liabilities			12,618
253	Other Deferred Credits			
	<b>Total Current Liabilities</b>		<b>\$252,008</b>	<b>\$270,461</b>
	<b>Long Term Debt</b>			
224	Long Term Debt (Notes and Bonds)			
	<b>Total Long Term Debt</b>		<b>\$0</b>	<b>\$0</b>
	<b>Deferred Credits</b>			
252	Advances in Aid of Construction			
255	Accumulated Deferred Investment Tax Credits			
271	Contributions in Aid of Construction		868,312	868,312
272	Less: Amortization of Contributions		(501,316)	(534,690)
281	Accumulated Deferred Income Tax			
	<b>Total Deferred Credits</b>		<b>\$366,996</b>	<b>\$333,622</b>
	<b>Total Liabilities</b>		<b>\$619,004</b>	<b>\$604,084</b>
	<b>Capital Accounts</b>			
201	Common Stock Issued			
211	Other Paid-In Capital		(234,779)	(277,533)
215	Retained Earnings		(44,720)	(25,644)
218	Proprietary Capital (Sole Props and Partnerships)			
	<b>Total Capital</b>		<b>(\$279,499)</b>	<b>(\$303,177)</b>
	<b>Total Liabilities and Capital</b>		<b>\$339,505</b>	<b>\$300,906</b>

**Instructions:** Fill out the Grey Cells with the relevant information. Input 0 or none if there is nothing recorded in that account or there is no applicable information to report.

**Note:** Total liabilities and Capital must match total assets for the beginning and end of the year!

Pine Meadows Utilities, LLC  
Annual Report  
Wastewater Comparative Income Statement  
12/31/18

Wastewater Comparative Income Statement			
Account No.	Calendar Year	Current Year	Last Year
		01/01/2018 - 12/31/2018	01/01/2017 - 12/31/2017
	<b>Operating Revenue</b>		
521	Flat Rate Revenues	\$59,252	\$58,210
522	Measured Revenues		
534	Rents from Wastewater Property		
536	Other Wastewater Revenues	4,829	2,119
	<b>Total Revenues</b>	<b>\$64,081</b>	<b>\$60,329</b>
	<b>Operating Expenses</b>		
701	Salaries and Wages		
704	Employee Pensions and Benefits		
710	Purchased Wastewater Treatment		
711	Sludge Removal Expense	5,625	4,500
715	Purchased Power	13,037	13,882
716	Fuel for Power Production		
718	Chemicals	8,683	11,616
720	Materials and Supplies	263	7,661
720.1	Repairs and Maintenance		
720.2	Office Supplies and Expense		
721	Office Expense		
731	Contractual Services -Engineering		
732	Contractual Services - Accounting	800	950
733	Contractual Services - Legal		0
734	Contractual Services - Management Fees	38,263	36,063
735	Contractual Services - Testing	9,173	10,105
736	Contractual Services - Other		
740	Rents - Building		
742	Rents - Equipment	174	
750	Transportation Expenses	2,650	3,911
757	Insurance - General Liability	359	604
758	Insurance - Worker's Compensation		
759	Insurance - Other		
760	Advertising Expense		
766	Regulatory Commission Expense - Rate Case		
767	Regulatory Commission Expense - Other	(1,070)	8,500
770	Bad Debt Expense	3,786	
775	Miscellaneous Expense	3,183	4,204
403	Depreciation Expense (From Schedule AR4)	2,166	2,255
408	Taxes Other Than Income		3,062
408.11	Property Taxes	2,994	
408.12	Payroll Taxes		
409	Income Taxes		
	<b>Total Operating Expenses</b>	<b>\$90,085</b>	<b>\$107,313</b>
	<b>Operating Income / (Loss)</b>	<b>(\$26,003)</b>	<b>(\$46,984)</b>
	<b>Other Income / (Expense)</b>		
414	Gain (Loss) on Dispositions		
419	Interest and Dividend Income		
421	Non-Utility Income	388	2,128
426	Miscellaneous Non-Utility (Expense)		
427	Interest (Expense)		
	<b>Total Other Income / (Expense)</b>	<b>\$388</b>	<b>\$2,128</b>
	<b>Net Income / (Loss)</b>	<b>(\$25,616)</b>	<b>(\$44,856)</b>

**Instructions:** Fill out the Grey Cells with the relevant information. Input 0 or none if there is nothing recorded in that account or there is no applicable information to report.

Pine Meadows Utilities, LLC  
 Annual Report  
 Full time equivalent employees  
 12/31/18

**Full time equivalent employees**

	Direct Company	Outside service	Total
President			0.0
Vice-president			0.0
Manager			0.0
Engineering Staff			0.0
System Operator(s)			0.0
Customer Service			0.0
Accounting			0.0
Business Office			0.0
Rates Department			0.0
Administrative Staff			0.0
Other			0.0
<b>Total</b>	0.0	0.0	0.0

**Instructions:** Fill out the Grey Cells with the relevant information. Input 0 or none if there is nothing recorded in that account or there is no applicable information to report. A full-time employee is based on 2080 total hours per year. Please calculate partial employees using 2080 hours.



Supplemental Financial Data (Long-Term Debt)				
	Loan #1	Loan #2	Loan #3	Loan #4
Date Issued				
Source of Loan				
ACC Decision No.				
Reason for Loan				
Dollar Amt. Issued				
Amount Outstanding				
Date of Maturity				
Interest Rate				
Current Year Interest				
Current Year Principal				

Meter Deposit Balance at Test Year End:

Meter Deposits Refunded During the Test Year:

*List all bonds, notes, loans, and other types of indebtedness in which the proceeds were used in the provision of public utility service. Indebtedness incurred for personal uses by the owner of the utility should not be listed. Input 0 or none if there is nothing to report for that cell.*

<b>Wastewater Utility Plant Description</b>
---

Name of System:	Houston Creek Landing WWTP
Wastewater Inventory Number (if applicable):	103676
Type of Treatment	Other
Design Capacity of Plant (Gallons per day)	37,000

<b>LIFT STATION FACILITIES</b>
--------------------------------

Location	Quantity of Pumps	Horsepower Per Pump	Rated Capacity Per Pump (GPM)	Wet Well Capacity (gals)
32.5 Highline Drive, Sta 2	2	10	50	2,070

<b>FORCE MAINS</b>
--------------------

Size	Material	Length (Feet)
2 inch	PVC	1,411
4 inch	PVC	5,304

<b>MANHOLES</b>
-----------------

Type	Quantity
Standard	42
Drop	

<b>CLEANOUTS</b>
------------------

Quantity
1

<b>Note:</b> If you are filing for more than one system, please provide separate sheets for each system.
--

<b>Instructions:</b> Fill out the Grey Cells with the relevent information. Input 0 or none if there is nothing recorded in that account or there is no applicable information to report. Copy and paste this sheet as many times as is necessary.
--

Wastewater Utility Plant Description (Continued)					
COLLECTION MAINS			SERVICES/LATERALS		
Sizes (inches)	Material	Length (feet)	Size (inches)	Material	Quantity
4	NA		4	PVC	125
6	PVC	1,637	6		
8	PVC	4,941	8		
10					
12					
15					
18					
21					
24					
30					

For the following five items, list the utility owned assets in each category for each system.

<b>SOLIDS PROCESSING AND HANDLING FACILITIES</b>	Bar Screen, One aerated sludge holding tank/digester
<b>DISINFECTION EQUIPMENT</b> (Chlorinator, Ultra-Violet, Etc.)	one chlorine contact tank with tablet feed system
<b>FILTRATION EQUIPMENT</b> (Rapid Sand, Slow Sand, Activated Carbon, Etc.)	N/A
<b>STRUCTURES</b> (Buildings, Fences, Etc.)	One stick-built on-site operations/equipment control building with concrete loading dock. Perimeter chain link fence.
<b>Other</b> (Laboratory Equipment, Tools, Vehicles, Standby, Power Generators, Etc.)	Laboratory/process control testing equipment. 50kw standby generator.

**Note:** If you are filing for more than one system, please provide separate sheets for each system.

**Instructions:** Fill out the Grey Cells with the relevant information. Input 0 or none if there is nothing recorded in that account or there is no applicable information to report. Copy and paste this sheet as many times as is necessary.

Pine Meadows Utilities, LLC  
 Annual Report  
 Wastewater Flows  
 12/31/18

Wastewater Flows					
Month	Number of Services	Total Monthly Sewage Flow	Sewage Flow on Peak Day	Purchased Power Expense <sup>1</sup>	Purchased Power (kWh) <sup>2</sup>
January	121	359,000	22,000	\$1,183	9,034
February	115	301,000	26,000	1,114	7,661
March	115	331,000	20,000	1,013	7,315
April	118	334,000	21,000	886	7,657
May	117	339,000	17,000	1,089	7,888
June	118	309,000	24,000	1,016	7,364
July	117	338,000	20,000	1,054	7,818
August	117	347,000	18,000	1,220	6,158
September	117	310,000	19,000	1,160	7,236
October	117	340,000	27,000	1,189	7,130
November	117	288,000	14,000	1,020	7,539
December	118	348,000	26,000	1,126	6,008
	<b>Totals</b>	<b>3,944,000</b>	<b>254,000</b>	<b>\$13,069</b>	<b>88,808</b>

Provide the following information as applicable per wastewater system:

Method of Effluent Disposal	Other
Groundwater Permit Number	N/A
ADEQ Aquifer Protection Permit ("APP") Number	P103676
ADEQ Reuse Permit Number	
EPA NPDES Permil Number	AZ0025305
APP Effluent Treatment Requirement (Class)?	
Permitted Flow Rate	37,000 gpd
Permitted Organic Capacity	
Hydraulic Capacity	37,000 gpd
Type of Biological Treatment	

In the space below, list all violations within the past 12 months:

**Note:** If you are filing for more than one system, please provide separate sheets for each system.

1 Enter the total purchased power costs for the power meters associated with this system.

2 Enter the total purchased kWh used by the power meters associated with this system.

**Instructions:** Fill out the Grey Cells with the relevent information. Input 0 or none if there is nothing recorded in that account or there is no applicable information to report.

Pine Meadows Utilities, LLC  
Annual Report  
Property Taxes  
12/31/18

**Property Taxes**

Amount of actual property taxes paid during Calendar Year 2018 was

If no property taxes paid, explain why.

**Instructions:** Fill out the Grey Cells with the relevant information. Input 0 or none if there is nothing recorded in that cell or is no applicable information to report.

Verification and Sworn Statement (Taxes)

Verification: State of Colorado, the undersigned of the  
(state name)

County of (county name):

Denver  
Jason Williamson

Name (owner or official) title:

Company name:

Pine Meadows Utilities, LLC

RECEIVED

APR 15 2019

ARIZONA CORP COMMISSION  
UTILITIES DIVISION - DIRECTOR'S OFFICE


DO SAY THAT THIS ANNUAL UTILITY PROPERTY TAX AND SALES TAX REPORT TO THE ARIZONA CORPORATION COMMISSION.

FOR THE YEAR ENDING: 12/31/18

HAS BEEN PREPARED UNDER MY DIRECTION, FROM THE ORIGINAL BOOKS, PAPERS AND RECORDS OF SAID UTILITY; THAT I HAVE CAREFULLY EXAMINED THE SAME, AND DECLARE THE SAME TO BE A COMPLETE AND CORRECT STATEMENT OF BUSINESS AND AFFAIRS OF SAID UTILITY FOR THE PERIOD COVERED BY THIS REPORT IN RESPECT TO EACH AND EVERY MATTER AND THING SET FORTH, TO THE BEST OF MY KNOWLEDGE, INFORMATION AND BELIEF.

Sworn Statement: I HEREBY ATTEST THAT ALL PROPERTY TAXES FOR SAID COMPANY ARE CURRENT AND PAID IN FULL.

I HEREBY ATTEST THAT ALL SALES TAXES FOR SAID COMPANY ARE CURRENT AND PAID IN FULL.



signature of owner/official

720.949.1387

telephone no.

SUBSCRIBED AND SWORN TO BEFORE ME A NOTARY PUBLIC  
IN AND FOR THE COUNTY

THIS

11th


DAY OF

Denver  
(county name)  
April 2019  
(month) and (year)

MY COMMISSION EXPIRES

03/08/2021  
(date)

ERIC ANDREW JONES  
Notary Public - State of Colorado  
Notary ID 20174010338  
My Commission Expires Mar 8, 2021



(signature of notary public)

Verification and Sworn Statement

Verification:

State of Colorado I, the undersigned of the  
(state name)

County of (county name): 0 Denver

Name (owner or official) title: Jason Williamson

Company name: Pine Meadows Utilities, LLC

RECEIVED

APR 15 2019

ARIZONA CORP COMMISSION  
UTILITIES DIVISION - DIRECTOR'S OFFICE

DO SAY THAT THIS ANNUAL UTILITY PROPERTY TAX AND SALES TAX REPORT TO THE ARIZONA CORPORATION COMMISSION.

FOR THE YEAR ENDING: 12/31/18

HAS BEEN PREPARED UNDER MY DIRECTION, FROM THE ORIGINAL BOOKS, PAPERS AND RECORDS OF SAID UTILITY; THAT I HAVE CAREFULLY EXAMINED THE SAME, AND DECLARE THE SAME TO BE A COMPLETE AND CORRECT STATEMENT OF BUSINESS AND AFFAIRS OF SAID UTILITY FOR THE PERIOD COVERED BY THIS REPORT IN RESPECT TO EACH AND EVERY MATTER AND THING SET FORTH, TO THE BEST OF MY KNOWLEDGE, INFORMATION AND BELIEF.

Sworn Statement: IN ACCORDANCE WITH THE REQUIREMENTS OF TITLE 40, ARTICLE 8, SECTION 40-401, ARIZONA REVISED STATUTES, IT IS HEREIN REPORTED THAT THE GROSS OPERATING REVENUE OF SAID UTILITY DERIVED FROM ARIZONA INTRASTATE UTILITY OPERATIONS DURING THE CALENDAR YEAR WAS:

Arizona Intrastate Gross Operating Revenues Only (\$)

\$64,081

(The amount in the box above includes

\$0 in sales taxes

billed or collected)



signature of owner/official

720.949.1387

telephone no.

SUBSCRIBED AND SWORN TO BEFORE ME A NOTARY PUBLIC  
IN AND FOR THE COUNTY

THIS


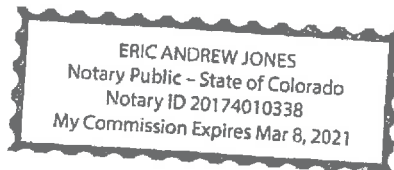
11th

DAY OF

Denver  
(county name)  
April 2019  
(month) and (year)

MY COMMISSION EXPIRES

03/08/2021  
(date)



(signature of notary public)

**Verification and Sworn Statement (Residential Revenue)**

**Verification:**

State of Colorado I, the undersigned of the  
(state name)

County of (county name): 0 Denver  
Name (owner or official) title: Jason Williamson  
Company name: Pine Meadows Utilities, LLC

**RECEIVED**  
**APR 15 2019**  
ARIZONA CORP COMMISSION  
UTILITIES DIVISION - DIRECTOR'S OFFICE

DO SAY THAT THIS ANNUAL UTILITY PROPERTY TAX AND SALES TAX REPORT TO THE ARIZONA CORPORATION COMMISSION.

FOR THE YEAR ENDING: 12/31/18

HAS BEEN PREPARED UNDER MY DIRECTION, FROM THE ORIGINAL BOOKS, PAPERS AND RECORDS OF SAID UTILITY; THAT I HAVE CAREFULLY EXAMINED THE SAME, AND DECLARE THE SAME TO BE A COMPLETE AND CORRECT STATEMENT OF BUSINESS AND AFFAIRS OF SAID UTILITY FOR THE PERIOD COVERED BY THIS REPORT IN RESPECT TO EACH AND EVERY MATTER AND THING SET FORTH, TO THE BEST OF MY KNOWLEDGE, INFORMATION AND BELIEF.


**Sworn Statement:** IN ACCORDANCE WITH THE REQUIREMENTS OF TITLE 40, ARTICLE 8, SECTION 40-401, ARIZONA REVISED STATUTES, IT IS HEREIN REPORTED THAT THE GROSS OPERATING REVENUE OF SAID UTILITY DERIVED FROM ARIZONA INTRASTATE UTILITY OPERATIONS RECEIVED FROM RESIDENTIAL CUSTOMERS DURING THE CALENDAR YEAR WAS:

Arizona Intrastate Gross Operating Revenues Only (\$)

\$64,081

(The amount in the box above includes

\$0 in sales taxes  
billed or collected)



signature of owner/official

720.949.1387


telephone no.

SUBSCRIBED AND SWORN TO BEFORE ME A NOTARY PUBLIC  
IN AND FOR THE COUNTY Denver  
(county name)

THIS 11th DAY OF April 2019  
(month) and (year)

MY COMMISSION EXPIRES 03/08/2021  
(date)

ERIC ANDREW JONES  
Notary Public - State of Colorado  
Notary ID 20174010338  
My Commission Expires Mar 8, 2021

  
(signature of notary public)



**Company Name:** Pine Meadows Utilities, LLC  
**Docket No.:** SW-03962A

**Name of System:** Houston Creek Landing WWTP  
**Wastewater Inventory Number (if applicable):** 103676

2018 Utility Shutoffs / Disconnects			
Month	Termination without Notice R14-2-609.B	Termination with Notice R14-2-609.C	Other
January			
February			
March			
April			
May			
June			
July			
August			
September			
October			
November			
December			
<b>Total</b>	<b>0</b>	<b>0</b>	<b>0</b>

**Other (description):**

**Instructions:** Fill out the Grey Cells with the relevant information. Input 0 or none if there is nothing recorded in that account or there is no applicable information to report.

RECEIVED

JUN 13 2019

ARIZONA CORP COMMISSION  
 UTILITIES DIVISION - DIRECTOR'S OFFICE