

ANNUAL REPORT

Of

Company Name: Sacramento Utilities, LLC
PO Box 132

Mailing Address: Kirkland AZ
86332

Docket No.: SW-20576A
For the Year Ended: 12/31/16

RECEIVED
NOV 09 2017
ARIZONA CORP COMMISSION
UTILITIES DIVISION - DIRECTOR'S OFFICE

WASTEWATER UTILITY

To

Arizona Corporation Commission

Due on April 15th

Email: rdelafuente@azcc.gov, mail or deliver the completed Annual Report to:
Arizona Corporation Commission
Compliance Section - Utilities Division
1200 West Washington Street
Phoenix, Arizona 85007

Application Type: Original Filing
Application Date: 10/31/2017

11-9-17

ARIZONA CORPORATION COMMISSION
WASTE WATER UTILITY ANNUAL REPORT
Sacramento Utilities, LLC
A Class Utility

1. For the Calendar Year Ended:

2. Address:
City: State: Zip Code:

3. Telephone Number:

4. Date of Original Organization of Utility:

5. Person to whom correspondence should be addressed concerning this report:

Name:
Telephone No. :
Address:
City: State: Zip Code:
Email:

6. On-Site Manager:

Name:
Telephone No. :
Address:
City: State: Zip Code:
Email:

7. Ownership:

8. Counties Served:

Sacramento Utilities, LLC
 Annual Report
 Utility Plant in Service (Wastewater)
 12/31/16

Utility Plant in Service (Wastewater)							
Account No.	Description	Beginning Year Original Cost	Current Year Additions	Current Year Retirements	Adjusted Original Cost	Accumulated Depreciation	OCLD (OC less AD)
351	Organization	\$7,512	\$0	\$0	\$7,512	\$2,490	\$5,022
352	Franchises	\$31,389	\$0	\$0	31,389	\$0	31,389
353	Land and Land Rights	\$85,510	\$0	\$0	85,510	\$0	85,510
354	Structures and Improvements	\$130,480	\$0	\$0	130,480	\$31,312	99,168
355	Power Generation Equipment	\$52,030	\$0	\$0	52,030	\$20,816	31,214
360	Collections Wastewater - Force	\$0	\$0	\$0	0	\$0	0
361	Collections Wastewater - Gravity	\$0	\$0	\$0	0	\$0	0
362	Special Collecting Structures	\$0	\$0	\$0	0	\$0	0
363	Services to Customers	\$0	\$0	\$0	0	\$0	0
364	Flow Measuring Devices	\$3,181	\$0	\$0	3,181	\$1,272	1,909
365	Flow Measuring Installations	\$0	\$0	\$0	0	\$0	0
366	Reuse Services	\$0	\$0	\$0	0	\$0	0
367	Reuse Meters & Meter Installations	\$0	\$0	\$0	0	\$0	0
370	Receiving Wells	\$0	\$0	\$0	0	\$0	0
371	Pumping Equipment	\$0	\$0	\$0	0	\$0	0
374	Reuse Distribution Reservoirs	\$0	\$0	\$0	0	\$0	0
375	Reuse Trans. And Distr. Equipment	\$0	\$0	\$0	0	\$0	0
380	Treatment and Disposal Equipment	\$409,672	\$0	\$0	409,672	\$148,122	261,550
381	Plant Sewers	\$51,671	\$0	\$0	51,671	\$8,264	43,407
382	Outfall Sewer Lines	\$0	\$0	\$0	0	\$0	0
389	Other Plant and Misc. Equipment	\$0	\$0	\$0	0	\$0	0
390	Office Furniture and Equipment	\$800	\$0	\$0	800	\$640	160
390.1	Computer & Software	\$0	\$0	\$0	0	\$0	0
391	Transportation Equipment	\$0	\$0	\$0	0	\$0	0
392	Stores Equipment	\$0	\$0	\$0	0	\$0	0
393	Tools, Shop and Garage Equipment	\$0	\$0	\$0	0	\$0	0
394	Laboratory Equipment	\$0	\$0	\$0	0	\$0	0
395	Power Operated Equipment	\$0	\$0	\$0	0	\$0	0
396	Communication Equipment	\$0	\$0	\$0	0	\$0	0
397	Miscellaneous Equipment	\$0	\$0	\$0	0	\$0	0
398	Other Tangible Plant	\$0	\$0	\$0	0	\$0	0
	Totals	\$772,245	\$0	\$0	\$772,245	\$212,916	\$559,329

Instructions: Fill out the Grey Cells with the relevant information. Input 0 or none if there is nothing recorded in that account or there is no applicable information to report.

Sacramento Utilities, LLC
 Annual Report
 Depreciation Expense for the Current Year (Wastewater)
 12/31/16

Depreciation Expense for the Current Year (Wastewater)								
Account No.	Description	Beginning Year Original Cost	Current Year Additions	Current Year Retirements	Adjusted Original Cost	Fully Depreciated/Non-depreciable Plant	Depreciation Percentages	Depreciation Expense
351	Organization	\$7,512	\$0	\$0	\$7,512	\$0	5.00%	\$376
352	Franchises	31,389	0	0	31,389	\$0	0.00%	0
353	Land and Land Rights	85,510	0	0	85,510	\$0	0.00%	0
354	Structures and Improvements	130,480	0	0	130,480	\$0	3.00%	3,914
355	Power Generation Equipment	52,030	0	0	52,030	\$0	5.00%	2,602
360	Collections Wastewater - Force	0	0	0	0	\$0	0.00%	0
361	Collections Wastewater - Gravity	0	0	0	0	\$0	0.00%	0
362	Special Collecting Structures	0	0	0	0	\$0	0.00%	0
363	Services to Customers	0	0	0	0	\$0	0.00%	0
364	Flow Measuring Devices	3,181	0	0	3,181	\$0	5.00%	159
365	Flow Measuring Installations	0	0	0	0	\$0	0.00%	0
366	Reuse Services	0	0	0	0	\$0	0.00%	0
367	Reuse Meters & Meter Installations	0	0	0	0	\$0	0.00%	0
370	Receiving Wells	0	0	0	0	\$0	0.00%	0
371	Pumping Equipment	0	0	0	0	\$0	0.00%	0
374	Reuse Distribution Reservoirs	0	0	0	0	\$0	0.00%	0
375	Reuse Trans. And Distr. Equipment	0	0	0	0	\$0	0.00%	0
380	Treatment and Disposal Equipment	409,672	0	0	409,672	\$0	5.00%	20,484
381	Plant Sewers	51,671	0	0	51,671	\$0	2.00%	1,033
382	Outfall Sewer Lines	0	0	0	0	\$0	0.00%	0
389	Other Plant and Misc. Equipment	0	0	0	0	\$0	0.00%	0
390	Office Furniture and Equipment	800	0	0	800	\$0	10.00%	80
390.1	Computer & Software	0	0	0	0	\$0	0.00%	0
391	Transportation Equipment	0	0	0	0	\$0	0.00%	0
392	Stores Equipment	0	0	0	0	\$0	0.00%	0
393	Tools, Shop and Garage Equipment	0	0	0	0	\$0	0.00%	0
394	Laboratory Equipment	0	0	0	0	\$0	0.00%	0
395	Power Operated Equipment	0	0	0	0	\$0	0.00%	0
396	Communication Equipment	0	0	0	0	\$0	0.00%	0
397	Miscellaneous Equipment	0	0	0	0	\$0	0.00%	0
398	Other Tangible Plant	0	0	0	0	\$0	0.00%	0
	Subtotal	\$772,245	\$0	\$0	\$772,245	\$0		\$28,648

Contribution(s) in Aid of Construction (Gross)	\$45,000
Less: Non Amortizable Contribution(s)	0
Fully Amortized Contribution(s)	0
Amortizable Contribution(s)	\$45,000
Times: Proposed Amortization Rate	3.71%
Amortization of CIAC	\$1,669
Less: Amortization of CIAC	\$1,669
DEPRECIATION EXPENSE	\$26,978

Instructions: Fill out the Grey Cells with the relevant information. Input 0 or none if there is nothing recorded in that account or there is no applicable information to report.

Sacramento Utilities, LLC
 Annual Report
 Balance Sheet Assets
 12/31/16

Balance Sheet Assets				
	Assets		Balance at Beginning of Year (2016)	Balance at End of Year (2016)
Account No.	Current and Accrued Assets			
131	Cash		\$2,527	\$1,969
132	Special Deposits		70,850	70,850
135	Temporary Cash Investments		0	0
141	Customer Accounts Receivable		0	0
142	Other Accounts Receivable		0	0
143	Accumulated Provision for Uncollectable Accounts		0	0
146	Notes Receivable from Associated Companies		0	0
151	Plant Material and Supplies		0	0
162	Prepayments		0	0
173	Accrued Utility Revenue		0	0
174	Miscellaneous Current and Accrued Assets		0	0
	Total Current and Accrued Assets		\$73,377	\$72,819
	Deferred Debits			
186.1	Deferred Rate Case Expense		\$0	\$0
	Total Deferred Debits		\$0	\$0
	Fixed Assets			
101	Utility Plant in Service*		\$772,245	\$772,245
103	Property Held for Future Use		0	0
105	Construction Work in Progress		0	0
108	Accumulated Depreciation (enter as negative)*		(199,094)	(212,916)
121	Non-Utility Property		0	0
122	Accumulated Depreciation - Non Utility		0	0
	Total Fixed Assets		\$573,151	\$559,329
	Total Assets		\$646,528	\$632,148

Instructions: Fill out the Grey Cells with the relevant information. Input 0 or none if there is nothing recorded in that account or there is no applicable information to report.

Note these items feed automatically from the adjusted end of year balance from AR4.

Sacramento Utilities, LLC
 Annual Report
 Balance Sheet Liabilities and Owners Equity

Balance Sheet Liabilities and Owners Equity				
	Liabilities		Balance at Beginning of Year (2016)	Balance at End of Year (2016)
Account No.	Current Liabilities			
231	Accounts Payable		\$0	\$0
232	Notes Payable (Current Portion)		\$0	\$0
234	Notes Payable to Associated Companies		\$0	\$0
235	Customer Deposits		\$0	\$0
236	Accrued Taxes		\$0	\$0
237	Accrued Interest		\$0	\$0
241	Miscellaneous Current and Accrued Liabilities		295,615	295,615
253	Other Deferred Credits		0	0
	Total Current Liabilities		\$295,615	\$295,615
	Long Term Debt			
224	Long Term Debt (Notes and Bonds)		\$0	\$0
	Total Long Term Debt		\$0	\$0
	Deferred Credits			
252	Advances in Aid of Construction		\$0	\$0
255	Accumulated Deferred Investment Tax Credits		0	0
271	Contributions in Aid of Construction		45,000	45,000
272	Less: Amortization of Contributions		(13,650)	(15,319)
281	Accumulated Deferred Income Tax		0	0
	Total Deferred Credits		\$31,350	\$29,681
	Total Liabilities		\$326,965	\$325,296
	Capital Accounts			
201	Common Stock Issued		\$0	\$0
211	Other Paid-In Capital		0	0
215	Retained Earnings		0	0
218	Proprietary Capital (Sole Props and Partnerships)		319,563	306,852
	Total Capital		\$319,563	\$306,852
	Total Liabilities and Capital		\$646,528	\$632,148

Instructions: Fill out the Grey Cells with the relevent information. Input 0 or none if there is nothing recorded in that account or there is no applicable information to report.

Note: Total liabilities and Capital must match total assets for the beginning and end of the year!

Sacramento Utilities, LLC
Annual Report
Wastewater Comparative Income Statement
12/31/16

Wastewater Comparative Income Statement			
Account No.	Calendar Year	Current Year	Last Year
		01/01/2016 - 12/31/2016	01/01/2015 - 12/31/2015
	Operating Revenue		
521	Flat Rate Revenues		
522	Measured Revenues		
534	Rents from Wastewater Property		
536	Other Wastewater Revenues	778	778
	Total Revenues	\$778	\$778
	Operating Expenses		
701	Salaries and Wages		
704	Employee Pensions and Benefits		
710	Purchased Wastewater Treatment		
711	Sludge Removal Expense		
715	Purchased Power		174
716	Fuel for Power Production		
718	Chemicals		
720	Materials and Supplies		
720.1	Repairs and Maintenance		
720.2	Office Supplies and Expense		
721	Office Expense		
731	Contractual Services - Engineering		
732	Contractual Services - Accounting		
733	Contractual Services - Legal		
734	Contractual Services - Management Fees		
735	Contractual Services - Testing		
736	Contractual Services - Other		
740	Rents - Building		
742	Rents - Equipment		
750	Transportation Expenses		
757	Insurance - General Liability	1,241	1,209
758	Insurance - Worker's Compensation		
759	Insurance - Other		
760	Advertising Expense		
766	Regulatory Commission Expense - Rate Case		
767	Regulatory Commission Expense - Other	2,000	2,000
770	Bad Debt Expense		
775	Miscellaneous Expense	3,050	1,724
403	Depreciation Expense (From Schedule AR4)	26,978	26,324
408	Taxes Other Than Income		
408.11	Property Taxes	20	
408.12	Payroll Taxes		
409	Income Taxes		
	Total Operating Expenses	\$33,289	\$31,431
	Operating Income / (Loss)	(\$32,511)	(\$30,653)
	Other Income / (Expense)		
414	Gain (Loss) on Dispositions		
419	Interest and Dividend Income		
421	Non-Utility Income		
426	Miscellaneous Non-Utility (Expense)		
427	Interest (Expense)		
	Total Other Income / (Expense)	\$0	\$0
	Net Income / (Loss)	(\$32,511)	(\$30,653)

Instructions: Fill out the Grey Cells with the relevant information. Input 0 or none if there is nothing recorded in that account or there is no applicable information to report.

Sacramento Utilities, LLC
 Annual Report
 Supplemental Financial Data (Long-Term Debt)
 12/31/16

Supplemental Financial Data (Long-Term Debt)				
	Loan # 1	Loan # 2	Loan # 3	Loan # 4
Date Issued	N/A	N/A	N/A	N/A
Source of Loan	0	0	0	0
ACC Decision No.	0	0	0	0
Reason for Loan	0	0	0	0
Dollar Amt. Issued	0	0	0	0
Amount Outstanding	0	0	0	0
Date of Maturity	0	0	0	0
Interest Rate	0	0	0	0
Current Year Interest	0	0	0	0
Current Year Principal	0	0	0	0

Meter Deposit Balance at Test Year End:	\$850
-----------------------------------------	-------

Meter Deposits Refunded During the Test Year:	\$0
-----------------------------------------------	-----

List all bonds, notes, loans, and other types of indebtedness in which the proceeds were used in the provision of public utility service. Indebtedness incurred for personal uses by the owner of the utility should not be listed. Input 0 or none if there is nothing to report for that cell.

Wastewater Utility Plant Description	
Name of System:	N/A
Wastewater Inventory Number (if applicable):	None
Type of Treatment	Extended Aeration
Design Capacity of Plant (Gallons per day)	0.05

LIFT STATION FACILITIES				
Location	Quantity of Pumps	Horsepower Per Pump	Capacity Per Pump (GPM)	Wet Well Capacity (gals)
Treatment Plant	2	0	35	0
0	0	0	0	0
0	0	0	0	0
0	0	0	0	0
0	0	0	0	0
0	0	0	0	0
0	0	0	0	0
0	0	0	0	0
0	0	0	0	0
0	0	0	0	0
0	0	0	0	0
0	0	0	0	0

FORCE MAINS		
Size	Material	Length (Feet)
0	0	0
0	0	0
0	0	0
0	0	0
0	0	0
0	0	0

MANHOLES	
Type	Quantity
Standard	0
Drop	0

CLEANOUTS
Quantity
0
0
0
0

Note: If you are filing for more than one system, please provide separate sheets for each system.

Instructions: Fill out the Grey Cells with the relevant information. Input 0 or none if there is nothing recorded in that account or there is no applicable information to report. Copy and paste this sheet as many times as is necessary.

Sacramento Utilities, LLC
 Annual Report
 Wastewater Utility Plant Description (Continued)

Wastewater Utility Plant Description (Continued)					
COLLECTION MAINS			SERVICES/LATERALS		
Sizes (inches)	Material	Length (feet)	Size (inches)	Material	Quantity
4	0	0	4	0	0
6	0	0	6	0	0
8	0	0	8	0	0
10	0	0	12	0	0
12	0	0	15	0	0
15	0	0	None	0	0
18	0	0	None	0	0
21	0	0	None	0	0
24	0	0	None	0	0
30	0	0	None	0	0
None	0	0	None	0	0
None	0	0	None	0	0

For the following five items, list the utility owned assets in each category for each system.

SOLIDS PROCESSING AND HANDLING FACILITIES	Hauled to City of Flagstaff WWTP
DISINFECTION EQUIPMENT (Chlorinator, Ultra-Violet, Etc.)	Liquid Chlorine
FILTRATION EQUIPMENT (Rapid Sand, Slow Sand, Activated Carbon, Etc.)	None
STRUCTURES (Buildings, Fences, Etc.)	One Equipment/Operator/Office Block (CMU) Wall around Plant
Other (Laboratory Equipment, Tools, Vehicles, Standby, Power Generators, Etc.)	One Standby Power Generator

Note: If you are filing for more than one system, please provide separate sheets for each system.

Instructions: Fill out the Grey Cells with the relevant information. Input 0 or none if there is nothing recorded in that account or there is no applicable information to report. Copy and paste this sheet as many times as is necessary.

Sacramento Utilities, LLC
 Annual Report
 Wastewater Flows
 12/31/16

Wastewater Flows			
Month	Number of Services	Total Monthly Sewage Flow	Sewage Flow on Peak Day
January	0	0	0
February	0	0	0
March	0	0	0
April	0	0	0
May	0	0	0
June	0	0	0
July	0	0	0
August	0	0	0
September	0	0	0
October	0	0	0
November	0	0	0
December	0	0	0
	Totals	0	0

Provide the following information as applicable per wastewater system:

Method of Effluent Disposal	Leach Field
Groundwater Permit Number	None
ADEQ Aquifer Protection Permit ("APP") Number	P-105758
ADEQ Reuse Permit Number	None
EPA NPDES Permit Number	None
APP Effluent Treatment Requirement (Class)?	None

None

Note: If you are filing for more than one system, please provide separate sheets for each system.

Instructions: Fill out the Grey Cells with the relevant information. Input 0 or none if there is nothing recorded in that account or there is no applicable information to report.

Sacramento Utilities, LLC
 Annual Report
 Utility Shutoffs / Disconnects
 12/31/16

Name of System:	N/A
Wastewater Inventory Number (if applicable):	None

Utility Shutoffs / Disconnects			
Month	Termination without Notice R14-2-609.B	Termination with Notice R14-2-609.C	Other
January	0	0	0
February	0	0	0
March	0	0	0
April	0	0	0
May	0	0	0
June	0	0	0
July	0	0	0
August	0	0	0
September	0	0	0
October	0	0	0
November	0	0	0
December	0	0	0
Total	0	0	0

Other (description):

None

Instructions: Fill out the Grey Cells with the relevant information. Input 0 or none if there is nothing recorded in that account or there is no applicable information to report.

Sacramento Utilities, LLC
Annual Report
Property Taxes
12/31/16

Property Taxes	
Amount of actual property taxes paid during Calendar Year 2016 was	\$20

If no property taxes paid, explain why. None

Instructions: Fill out the Grey Cells with the relevant information. Input 0 or none if there is nothing recorded in that account or there is no applicable information to report.

RECEIVED

NOV 09 2017

ARIZONA CORP COMMISSION
UTILITIES DIVISION - DIRECTOR'S OFFICE

Sacramento Utilities, LLC
Annual Report
Verification and Statement (Taxes)
12/31/16

Verification and Statement (Taxes)

Verification: State of Arizona I, the undersigned of the
(state name)

County of (county name): Mohave
Name (owner or official) title: Dwight L Zemp
Company name: Sacramento Utilities, LLC

DO SAY THAT THIS ANNUAL UTILITY PROPERTY TAX AND SALES TAX REPORT TO THE ARIZONA CORPORATION COMMISSION.

FOR THE YEAR ENDING: 12/31/16

HAS BEEN PREPARED UNDER MY DIRECTION, FROM THE ORIGINAL BOOKS, PAPERS AND RECORDS OF SAID UTILITY; THAT I HAVE CAREFULLY EXAMINED THE SAME, AND DECLARE THE SAME TO BE A COMPLETE AND CORRECT STATEMENT OF BUSINESS AND AFFAIRS OF SAID UTILITY FOR THE PERIOD COVERED BY THIS REPORT IN RESPECT TO EACH AND EVERY MATTER AND THING SET FORTH, TO THE BEST OF MY KNOWLEDGE, INFORMATION AND BELIEF.

Sworn Statement: I HEREBY ATTEST THAT ALL PROPERTY TAXES FOR SAID COMPANY ARE CURRENT AND PAID IN FULL.

I HEREBY ATTEST THAT ALL SALES TAXES FOR SAID COMPANY ARE CURRENT AND PAID IN FULL.

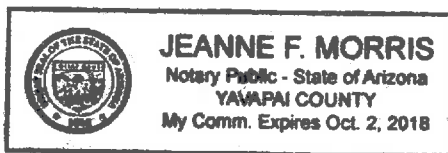
Dwight Zemp
signature of owner/official

303 888-4977
telephone no.

SUBSCRIBED AND SWORN TO BEFORE ME A NOTARY PUBLIC
IN AND FOR THE COUNTY

THIS 31st DAY OF YAVAPAI
October 2017
(month) and (year)

MY COMMISSION EXPIRES 10/02/2018
(date)



Jeanne F Morris
(signature of notary public)

Verification and Statement

RECEIVED
NOV 09 2017
ARIZONA CORP COMMISSION
UTILITIES DIVISION - DIRECTOR'S OFFICE

Verification:

State of Arizona I, the undersigned of the
(state name)
County of (county name): Mohave
Name (owner or official) title: Dwight L Zemp
Company name: Sacramento Utilities, LLC

DO SAY THAT THIS ANNUAL UTILITY PROPERTY TAX AND SALES TAX REPORT TO THE ARIZONA CORPORATION COMMISSION.

FOR THE YEAR ENDING: 12/31/16

HAS BEEN PREPARED UNDER MY DIRECTION, FROM THE ORIGINAL BOOKS, PAPERS AND RECORDS OF SAID UTILITY; THAT I HAVE CAREFULLY EXAMINED THE SAME, AND DECLARE THE SAME TO BE A COMPLETE AND CORRECT STATEMENT OF BUSINESS AND AFFAIRS OF SAID UTILITY FOR THE PERIOD COVERED BY THIS REPORT IN RESPECT TO EACH AND EVERY MATTER AND THING SET FORTH, TO THE BEST OF MY KNOWLEDGE, INFORMATION AND BELIEF.

Sworn Statement: IN ACCORDANCE WITH THE REQUIREMENTS OF TITLE 40, ARTICLE 8, SECTION 40-401, ARIZONA REVISED STATUTES, IT IS HEREIN REPORTED THAT THE GROSS OPERATING REVENUE OF SAID UTILITY DERIVED FROM ARIZONA INTRASTATE UTILITY OPERATIONS DURING THE CALENDAR YEAR WAS:

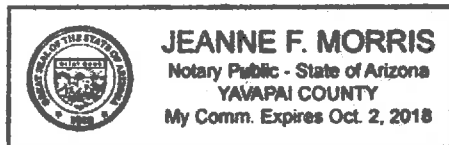
Arizona Intrastate Gross Operating Revenues Only (\$)
\$778
(The amount in the box above includes
\$0 in sales taxes
billed or collected)

Dwight Zemp
signature of owner/official
303 888-4977
telephone no.

SUBSCRIBED AND SWORN TO BEFORE ME A NOTARY PUBLIC
IN AND FOR THE COUNTY

THIS 31st DAY OF YAVAPAI October 2017
(county name) (month) and (year)

MY COMMISSION EXPIRES 10/02/2018
(date)



Jeanne F. Morris
(signature of notary public)

Verification and Statement (Residential Revenue)

Verification:

State of Arizona I, the undersigned of the
(state name)

County of (county name): Mohave
Name (owner or official) title: Dwight L Zemp
Company name: Sacramento Utilities, LLC

RECEIVED

NOV 09 2017

ARIZONA CORP COMMISSION
UTILITIES DIVISION - DIRECTOR'S OFFICE

DO SAY THAT THIS ANNUAL UTILITY PROPERTY TAX AND SALES TAX REPORT TO THE ARIZONA CORPORATION COMMISSION.

FOR THE YEAR ENDING: 12/31/16

HAS BEEN PREPARED UNDER MY DIRECTION, FROM THE ORIGINAL BOOKS, PAPERS AND RECORDS OF SAID UTILITY; THAT I HAVE CAREFULLY EXAMINED THE SAME, AND DECLARE THE SAME TO BE A COMPLETE AND CORRECT STATEMENT OF BUSINESS AND AFFAIRS OF SAID UTILITY FOR THE PERIOD COVERED BY THIS REPORT IN RESPECT TO EACH AND EVERY MATTER AND THING SET FORTH TO THE BEST OF MY KNOWLEDGE, INFORMATION AND BELIEF.

Sworn Statement: IN ACCORDANCE WITH THE REQUIREMENTS OF TITLE 40, ARTICLE 8, SECTION 40-401, ARIZONA REVISED STATUTES, IT IS HEREIN REPORTED THAT THE GROSS OPERATING REVENUE OF SAID UTILITY DERIVED FROM ARIZONA INTRASTATE UTILITY OPERATIONS RECEIVED FROM RESIDENTIAL CUSTOMERS DURING THE CALENDAR YEAR WAS:

Arizona Intrastate Gross Operating Revenues Only (\$)

\$778

(The amount in the box above includes

\$0 in sales taxes

billed or collected)

Dwight Zemp
signature of owner/official

303 888-4977
telephone no.

SUBSCRIBED AND SWORN TO BEFORE ME A NOTARY PUBLIC
IN AND FOR THE COUNTY

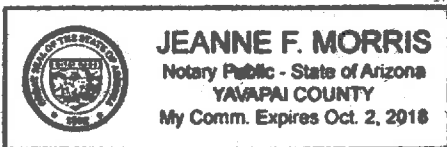
YAVAPAI
(county name)

THIS 31st

DAY OF October 2017
(month) and (year)

MY COMMISSION EXPIRES

10/2/2018
(date)



Jeanne F. Morris
(signature of notary public)