

ANNUAL REPORT

Of

Company Name: Sacramento Utilities, LLC  
3328 Rising Sun Rdg

Mailing Address: Wickenburg AZ  
85390

Docket No.: SW-20576A  
For the Year Ended: 12/31/17

RECEIVED

MAY 14 2018

ARIZONA CORP COMMISSION  
UTILITIES DIVISION - DIRECTOR'S OFFICE

WASTEWATER UTILITY

To

Arizona Corporation Commission

Due on April 15th

Email: rdelafuente@azcc.gov, mail or deliver the completed Annual Report to:  
Arizona Corporation Commission  
Compliance Section - Utilities Division  
1200 West Washington Street  
Phoenix, Arizona 85007

Application Type: Original Filing  
Application Date: 3/30/2018

ARIZONA CORPORATION COMMISSION  
WASTEWATER UTILITY ANNUAL REPORT  
Sacramento Utilities, LLC  
A Class  Utility

1. For the Calendar Year Ended:

2. Address:   
City:  State:  Zip Code:

3. Telephone Number:

4. Date of Original Organization of Utility:

5. Person to whom correspondence should be addressed concerning this report:

Name:   
Telephone No. :   
Address:   
City:  State:  Zip Code:   
Email:

6. On-Site Manager:

Name:   
Telephone No. :   
Address:   
City:  State:  Zip Code:   
Email:

7. Ownership:

8. Counties Served:

Utility Plant in Service (Wastewater)							
Account No.	Description	Beginning Year Original Cost	Current Year Additions	Current Year Retirements	Adjusted Original Cost	Accumulated Depreciation	OCLD (OC less AD)
351	Organization	\$7,512	\$0	\$0	\$7,512	\$2,866	\$4,646
352	Franchises	31,389	\$0	0	31,389	0	31,389
353	Land and Land Rights	85,510	\$0	0	85,510	0	85,510
354	Structures and Improvements	130,480	\$0	0	130,480	35,226	95,254
355	Power Generation Equipment	52,030	\$0	0	52,030	23,418	28,612
362	Collections Wastewater - Force	0	\$0	0	0	0	0
361	Collections Wastewater - Gravity	0	\$0	0	0	0	0
362	Special Collecting Structures	0	\$0	0	0	0	0
363	Services to Customers	0	\$0	0	0	0	0
364	Flow Measuring Devices	3,181	\$0	0	3,181	1,431	1,750
365	Flow Measuring Installations	0	\$0	0	0	0	0
366	Reuse Services	0	\$0	0	0	0	0
367	Reuse Meters & Meter Installations	0	\$0	0	0	0	0
370	Receiving Wells	0	\$0	0	0	0	0
371	Pumping Equipment	0	\$0	0	0	0	0
374	Reuse Distribution Reservoirs	0	\$0	0	0	0	0
375	Reuse Trans. And Distr. Equipment	0	\$0	0	0	0	0
380	Treatment and Disposal Equipment	409,672	\$0	0	409,672	168,606	241,066
381	Plant Sewers	51,671	\$0	0	51,671	9,297	42,374
382	Outfall Sewer Lines	0	\$0	0	0	0	0
389	Other Plant and Misc. Equipment	0	\$0	0	0	0	0
390	Office Furniture and Equipment	800	\$0	0	800	720	80
390.1	Computer & Software	0	\$0	0	0	0	0
391	Transportation Equipment	0	\$0	0	0	0	0
392	Stores Equipment	0	\$0	0	0	0	0
393	Tools, Shop and Garage Equipment	0	\$0	0	0	0	0
394	Laboratory Equipment	0	\$0	0	0	0	0
395	Power Operated Equipment	0	\$0	0	0	0	0
396	Communication Equipment	0	\$0	0	0	0	0
397	Miscellaneous Equipment	0	\$0	0	0	0	0
398	Other Tangible Plant	0	\$0	0	0	0	0
	Totals	\$772,245	\$0	\$0	\$772,245	\$241,564	\$530,681

Instructions: Fill out the Grey Cells with the relevant information. Input 0 or none if there is nothing recorded in that account or there is no applicable information to report.

Sacramento Utilities, LLC  
 Annual Report  
 Depreciation Expense for the Current Year (Wastewater)  
 12/31/17

Depreciation Expense for the Current Year (Wastewater)								
Account No.	Description	Beginning Year Original Cost	Current Year Additions	Current Year Retirements	Adjusted Original Cost	Fully Depreciated/Non-depreciable Plant	Depreciation Percentages	Depreciation Expense
351	Organization	\$7,512	\$0	\$0	\$7,512	\$0	5.00%	\$376
352	Franchises	31,389	0	0	31,389	\$0	0.00%	0
353	Land and Land Rights	85,510	0	0	85,510	\$0	0.00%	0
354	Structures and Improvements	130,480	0	0	130,480	\$0	3.00%	3,914
355	Power Generation Equipment	52,030	0	0	52,030	\$0	5.00%	2,602
360	Collections Wastewater - Force	0	0	0	0	\$0	0.00%	0
361	Collections Wastewater - Gravity	0	0	0	0	\$0	0.00%	0
362	Special Collecting Structures	0	0	0	0	\$0	0.00%	0
363	Services to Customers	0	0	0	0	\$0	0.00%	0
364	Flow Measuring Devices	3,181	0	0	3,181	\$0	5.00%	159
365	Flow Measuring Installations	0	0	0	0	\$0	0.00%	0
366	Reuse Services	0	0	0	0	\$0	0.00%	0
367	Reuse Meters & Meter Installations	0	0	0	0	\$0	0.00%	0
370	Receiving Wells	0	0	0	0	\$0	0.00%	0
371	Pumping Equipment	0	0	0	0	\$0	0.00%	0
374	Reuse Distribution Reservoirs	0	0	0	0	\$0	0.00%	0
375	Reuse Trans. And Distr. Equipment	0	0	0	0	\$0	0.00%	0
380	Treatment and Disposal Equipment	409,672	0	0	409,672	\$0	5.00%	20,484
381	Plant Sewers	51,671	0	0	51,671	\$0	2.00%	1,033
382	Outfall Sewer Lines	0	0	0	0	\$0	0.00%	0
389	Other Plant and Misc. Equipment	0	0	0	0	\$0	0.00%	0
390	Office Furniture and Equipment	800	0	0	800	\$0	10.00%	80
390.1	Computer & Software	0	0	0	0	\$0	0.00%	0
391	Transportation Equipment	0	0	0	0	\$0	0.00%	0
392	Stores Equipment	0	0	0	0	\$0	0.00%	0
393	Tools, Shop and Garage Equipment	0	0	0	0	\$0	0.00%	0
394	Laboratory Equipment	0	0	0	0	\$0	0.00%	0
395	Power Operated Equipment	0	0	0	0	\$0	0.00%	0
396	Communication Equipment	0	0	0	0	\$0	0.00%	0
397	Miscellaneous Equipment	0	0	0	0	\$0	0.00%	0
398	Other Tangible Plant	0	0	0	0	\$0	0.00%	0
	<b>Subtotal</b>	<b>\$772,245</b>	<b>\$0</b>	<b>\$0</b>	<b>\$772,245</b>	<b>\$0</b>		<b>\$28,648</b>

Contribution(s) in Aid of Construction (Gross)	\$45,000
Less: Non Amortizable Contribution(s)	0
Fully Amortized Contribution(s)	0
Amortizable Contribution(s)	\$45,000
Times: Proposed Amortization Rate	3.71%
Amortization of CIAC	\$1,669
Less: Amortization of CIAC	\$1,669
<b>DEPRECIATION EXPENSE</b>	<b>\$26,978</b>

Instructions: Fill out the Grey Cells with the relevant information. Input 0 or none if there is nothing recorded in that account or there is no applicable information to report.

Sacramento Utilities, LLC  
 Annual Report  
 Balance Sheet Assets  
 12/31/17

Balance Sheet Assets				
	Assets		Balance at Beginning of Year (2017)	Balance at End of Year (2017)
<b>Account No.</b>	<b>Current and Accrued Assets</b>			
131	Cash		\$1,969	\$2,301
132	Special Deposits		70,850	70,850
135	Temporary Cash Investments			
141	Customer Accounts Receivable			
142	Other Accounts Receivable			
143	Accumulated Provision for Uncollectable Accounts			
146	Notes Receivable from Associated Companies			
151	Plant Material and Supplies			
162	Prepayments			
173	Accrued Utility Revenue			
174	Miscellaneous Current and Accrued Assets			
	<b>Total Current and Accrued Assets</b>		<b>\$72,819</b>	<b>\$73,151</b>
	<b>Deferred Debits</b>			
186.1	Deferred Rate Case Expense			
	<b>Total Deferred Debits</b>		<b>\$0</b>	<b>\$0</b>
	<b>Fixed Assets</b>			
101	Utility Plant in Service*		\$772,245	\$772,245
103	Property Held for Future Use			
105	Construction Work in Progress			
108	Accumulated Depreciation (enter as negative)*		(212,916)	(241,564)
121	Non-Utility Property			
122	Accumulated Depreciation - Non Utility			
	<b>Total Fixed Assets</b>		<b>\$559,329</b>	<b>\$530,681</b>
	<b>Total Assets</b>		<b>\$632,148</b>	<b>\$603,832</b>

**Instructions:** Fill out the Grey Cells with the relevant information. Input 0 or none if there is nothing recorded in that account or there is no applicable information to report.

Note these items feed automatically from the adjusted end of year balance from AR4.

Sacramento Utilities, LLC  
 Annual Report  
 Balance Sheet Liabilities and Owners Equity

Balance Sheet Liabilities and Owners Equity				
	Liabilities		Balance at Beginning of Year (2017)	Balance at End of Year (2017)
Account No.	Current Liabilities			
231	Accounts Payable			
232	Notes Payable (Current Portion)			
234	Notes Payable to Associated Companies			
235	Customer Deposits			
236	Accrued Taxes			
237	Accrued Interest			
241	Miscellaneous Current and Accrued Liabilities		295,615	295,615
253	Other Deferred Credits			
	<b>Total Current Liabilities</b>		<b>\$295,615</b>	<b>\$295,615</b>
	<b>Long Term Debt</b>			
224	Long Term Debt (Notes and Bonds)			
	<b>Total Long Term Debt</b>		<b>\$0</b>	<b>\$0</b>
	<b>Deferred Credits</b>			
252	Advances in Aid of Construction			
255	Accumulated Deferred Investment Tax Credits			
271	Contributions in Aid of Construction		45,000	45,000
272	Less: Amortization of Contributions		(15,319)	(16,988)
281	Accumulated Deferred Income Tax			
	<b>Total Deferred Credits</b>		<b>\$29,681</b>	<b>\$28,012</b>
	<b>Total Liabilities</b>		<b>\$325,296</b>	<b>\$323,627</b>
	<b>Capital Accounts</b>			
201	Common Stock Issued			
211	Other Paid-In Capital			
215	Retained Earnings			
218	Proprietary Capital (Sole Props and Partnerships)		306,852	280,205
	<b>Total Capital</b>		<b>\$306,852</b>	<b>\$280,205</b>
	<b>Total Liabilities and Capital</b>		<b>\$632,148</b>	<b>\$603,832</b>

Instructions: Fill out the Grey Cells with the relevant information. Input 0 or none if there is nothing recorded in that account or there is no applicable information to report.

Note: Total liabilities and Capital must match total assets for the beginning and end of the year!

Sacramento Utilities, LLC  
 Annual Report  
 Wastewater Comparative Income Statement  
 12/31/17

Wastewater Comparative Income Statement			
Account No.	Calendar Year	Current Year	
		01/01/2017 - 12/31/2017	
		Last Year	
		01/01/2016 - 12/31/2016	
	<b>Operating Revenue</b>		
521	Flat Rate Revenues		
522	Measured Revenues		
534	Rents from Wastewater Property		
536	Other Wastewater Revenues	637	778
	<b>Total Revenues</b>	<b>\$637</b>	<b>\$778</b>
	<b>Operating Expenses</b>		
701	Salaries and Wages		
704	Employee Pensions and Benefits		
710	Purchased Wastewater Treatment		
711	Sludge Removal Expense		
715	Purchased Power		
716	Fuel for Power Production		
718	Chemicals		
720	Materials and Supplies		
720.1	Repairs and Maintenance		
720.2	Office Supplies and Expense		
721	Office Expense		
731	Contractual Services - Engineering		
732	Contractual Services - Accounting		
733	Contractual Services - Legal		
734	Contractual Services - Management Fees		
735	Contractual Services - Testing		
736	Contractual Services - Other		
740	Rents - Building		
742	Rents - Equipment		
750	Transportation Expenses		
757	Insurance - General Liability	1,286	1,241
758	Insurance - Worker's Compensation		
759	Insurance - Other		
760	Advertising Expense		
766	Regulatory Commission Expense - Rate Case		
767	Regulatory Commission Expense - Other	2,000	2,000
770	Bad Debt Expense		
775	Miscellaneous Expense	2,019	3,050
403	Depreciation Expense (From Schedule AR4)	26,978	26,978
408	Taxes Other Than Income		
408.11	Property Taxes		20
408.12	Payroll Taxes		
409	Income Taxes		
	<b>Total Operating Expenses</b>	<b>\$32,283</b>	<b>\$33,289</b>
	<b>Operating Income / (Loss)</b>	<b>(\$31,646)</b>	<b>(\$32,511)</b>
	<b>Other Income / (Expense)</b>		
414	Gain (Loss) on Dispositions		
419	Interest and Dividend Income		
421	Non-Utility Income		
426	Miscellaneous Non-Utility (Expense)		
427	Interest (Expense)		
	<b>Total Other Income / (Expense)</b>	<b>\$0</b>	<b>\$0</b>
	<b>Net Income / (Loss)</b>	<b>(\$31,646)</b>	<b>(\$32,511)</b>

Instructions: Fill out the Grey Cells with the relevant information. Input 0 or none if there is nothing recorded in that account or there is no applicable information to report.

Sacramento Utilities, I.L.C.  
 Annual Report  
 Supplemental Financial Data (Long-Term Debt)  
 12/31/17

Supplemental Financial Data (Long-Term Debt)				
	Loan # 1	Loan # 2	Loan # 3	Loan # 4
Date Issued	NA	NA	NA	NA
Source of Loan	NA	NA	NA	NA
ACC Decision No.	NA	NA	NA	NA
Reason for Loan	NA	NA	NA	NA
Dollar Amt. Issued	NA	NA	NA	NA
Amount Outstanding	NA	NA	NA	NA
Date of Maturity	NA	NA	NA	NA
Interest Rate	NA	NA	NA	NA
Current Year Interest	NA	NA	NA	NA
Current Year Principal	NA	NA	NA	NA

Meter Deposit Balance at Test Year End:	\$850
---	-------

Meter Deposits Refunded During the Test Year:	\$0
---	-----

*List all bonds, notes, loans, and other types of indebtedness in which the proceeds were used in the provision of public utility service. Indebtedness incurred for personal uses by the owner of the utility should not be listed. Input 0 or none if there is nothing to report for that cell.*



Wastewater Utility Plant Description	
Name of System:	N/A
Wastewater Inventory Number (if applicable):	None
Type of Treatment:	Extended Aeration
Design Capacity of Plant (Gallons per day)	0.05

LIFT STATION FACILITIES				
Location	Quantity of Pumps	Horsepower Per Pump	Capacity Per Pump (GPM)	Wet Well Capacity (gals)
Treatment Plant	2	2	35	N/A
None	0	0	0	0
None	0	0	0	0
None	0	0	0	0
None	0	0	0	0
None	0	0	0	0
None	0	0	0	0
None	0	0	0	0
None	0	0	0	0
None	0	0	0	0
None	0	0	0	0
None	0	0	0	0
None	0	0	0	0
None	0	0	0	0
None	0	0	0	0

FORCE MAINS		
Size	Material	Length (Feet)
NA	NA	0
NA	NA	0
NA	NA	0
NA	NA	0
NA	NA	0
NA	NA	0
NA	NA	0

MANHOLES	
Type	Quantity
Standard	0
Drop	0

CLEANOUTS
Quantity
0
0
0
0

Note: If you are filing for more than one system, please provide separate sheets for each system.

Instructions: Fill out the Grey Cells with the relevant information. Input 0 or none if there is nothing recorded in that account or there is no applicable information to report. Copy and paste this sheet as many times as is necessary.

Wastewater Utility Plant Description (Continued)					
COLLECTION MAINS			SERVICES/LATERALS		
Sizes (inches)	Material	Length (feet)	Size (inches)	Material	Quantity
NA	NA	0	NA	NA	0
NA	NA	0	NA	NA	0
NA	NA	0	NA	NA	0
NA	NA	0	NA	NA	0
NA	NA	0	NA	NA	0
NA	NA	0	NA	NA	0
NA	NA	0	NA	NA	0
NA	NA	0	NA	NA	0
NA	NA	0	NA	NA	0
NA	NA	0	NA	NA	0
NA	NA	0	NA	NA	0
NA	NA	0	NA	NA	0
NA	NA	0	NA	NA	0
NA	NA	0	NA	NA	0

For the following five items, list the utility owned assets in each category for each system.

<b>SOLIDS PROCESSING AND HANDLING FACILITIES</b>	Hauled to City of Flagstaff WWTP
<b>DISINFECTION EQUIPMENT</b> (Chlorinator, Ultra-Violet, Etc.)	Liquid Chlorine
<b>FILTRATION EQUIPMENT</b> (Rapid Sand, Slow Sand, Activated Carbon, Etc.)	None
<b>STRUCTURES</b> (Buildings, Fences, Etc.)	One Equipment/Operator/Office Block(CMU)/Wall around Plant
<b>Other</b> (Laboratory Equipment, Tools, Vehicles, Standby, Power Generators, Etc.)	One Standby Power Generator

Note: If you are filing for more than one system, please provide separate sheets for each system.

Instructions: Fill out the Grey Cells with the relevant information. Input 0 or none if there is nothing recorded in that account or there is no applicable information to report. Copy and paste this sheet as many times as is necessary.

Sacramento Utilities, LLC  
 Annual Report  
 Wastewater Flows  
 12/31/17

Wastewater Flows					
Month	Number of Services	Total Monthly Sewage Flow	Sewage Flow on Peak Day	Purchased Power Expense <sup>1</sup>	Purchased Power (kWh) <sup>2</sup>
January	1	0	0	\$0	0
February	1	0	0	\$0	0
March	1	0	0	\$0	0
April	1	0	0	\$0	0
May	1	0	0	\$0	0
June	1	0	0	\$0	0
July	1	0	0	\$0	0
August	1	0	0	\$0	0
September	1	0	0	\$0	0
October	1	0	0	\$0	0
November	1	0	0	\$0	0
December	1	0	0	\$0	0
	<b>Totals</b>	<b>0</b>	<b>0</b>	<b>\$0</b>	<b>0</b>

Provide the following information as applicable per wastewater system:

Method of Effluent Disposal	Leach Field
Groundwater Permit Number	None
ADEQ Aquifer Protection Permit ("APP") Number	P-105758
ADEQ Reuse Permit Number	None
EPA NPDES Permit Number	None
APP Effluent Treatment Requirement (Class)?	None

None

Note: If you are filing for more than one system, please provide separate sheets for each system.

- <sup>1</sup> Enter the total purchased power costs for the power meters associated with this system.
- <sup>2</sup> Enter the total purchased kWh used by the power meters associated with this system.

Instructions: Fill out the Grey Cells with the relevant information. Input 0 or none if there is nothing recorded in that account or there is no applicable information to report.

Sacramento Utilities, LLC  
 Annual Report  
 Utility Shutoffs / Disconnects  
 12/31/17

Name of System:	N/A
Wastewater Inventory Number (if applicable):	None

Utility Shutoffs / Disconnects			
Month	Termination without Notice R14-2-609.B	Termination with Notice R14-2-609.C	Other
January	0	0	0
February	0	0	0
March	0	0	0
April	0	0	0
May	0	0	0
June	0	0	0
July	0	0	0
August	0	0	0
September	0	0	0
October	0	0	0
November	0	0	0
December	0	0	0
<b>Total</b>	<b>0</b>	<b>0</b>	<b>0</b>

Other (description):

None
------

**Instructions:** Fill out the Grey Cells with the relevant information. Input 0 or none if there is nothing recorded in that account or there is no applicable information to report.

Sacramento Utilities, LLC  
Annual Report  
Property Taxes  
12/31/17

<b>Property Taxes</b>	
-----------------------	--

Amount of actual property taxes paid during Calendar Year 2017 was	\$0
--	-----

If no property taxes paid, explain why. NA
---

<b>Instructions:</b> Fill out the Grey Cells with the relevant information. Input 0 or none if there is nothing recorded in that account or there is no applicable information to report.
---

Sacramento Utilities, LLC  
Annual Report  
Verification and Sworn Statement (Taxes)  
12/31/17

RECEIVED

MAY 14 2018

ARIZONA CORP COMMISSION  
UTILITIES DIVISION - DIRECTOR'S OFFICE

Verification and Sworn Statement (Taxes)

Verification: State of Arizona I, the undersigned of the  
(state name)

County of (county name): Mohave  
Name (owner or official) title: Dwight L Zemp  
Company name: Sacramento Utilities, LLC

DO SAY THAT THIS ANNUAL UTILITY PROPERTY TAX AND SALES TAX REPORT TO THE ARIZONA CORPORATION COMMISSION.

FOR THE YEAR ENDING: 12/31/17

HAS BEEN PREPARED UNDER MY DIRECTION, FROM THE ORIGINAL BOOKS, PAPERS AND RECORDS OF SAID UTILITY; THAT I HAVE CAREFULLY EXAMINED THE SAME, AND DECLARE THE SAME TO BE A COMPLETE AND CORRECT STATEMENT OF BUSINESS AND AFFAIRS OF SAID UTILITY FOR THE PERIOD COVERED BY THIS REPORT IN RESPECT TO EACH AND EVERY MATTER AND THING SET FORTH, TO THE BEST OF MY KNOWLEDGE, INFORMATION AND BELIEF.

Sworn Statement: I HEREBY ATTEST THAT ALL PROPERTY TAXES FOR SAID COMPANY ARE CURRENT AND PAID IN FULL.

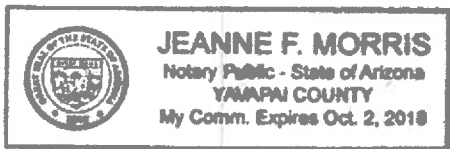
I HEREBY ATTEST THAT ALL SALES TAXES FOR SAID COMPANY ARE CURRENT AND PAID IN FULL.

Dwight Zemp  
signature of owner/official  
303 888-4977  
telephone no.

SUBSCRIBED AND SWORN TO BEFORE ME A NOTARY PUBLIC  
IN AND FOR THE COUNTY

THIS 15<sup>th</sup> DAY OF YAVAPAI MARCH 2018  
(county name) (month) and (year)

MY COMMISSION EXPIRES 10/2/2018  
(date)



Jeanne F. Morris  
(signature of notary public)

Verification and Sworn Statement

RECEIVED

MAY 14 2018

ARIZONA CORP COMMISSION  
UTILITIES DIVISION - DIRECTOR'S OFFICE

Verification:

State of Arizona I, the undersigned of the  
(state name)

County of (county name): Mohave

Name (owner or official) title: Dwight L. Zemp

Company name: Sacramento Utilities, LLC

DO SAY THAT THIS ANNUAL UTILITY PROPERTY TAX AND SALES TAX REPORT TO THE ARIZONA CORPORATION COMMISSION.

FOR THE YEAR ENDING: 12/31/17

HAS BEEN PREPARED UNDER MY DIRECTION, FROM THE ORIGINAL BOOKS, PAPERS AND RECORDS OF SAID UTILITY; THAT I HAVE CAREFULLY EXAMINED THE SAME, AND DECLARE THE SAME TO BE A COMPLETE AND CORRECT STATEMENT OF BUSINESS AND AFFAIRS OF SAID UTILITY FOR THE PERIOD COVERED BY THIS REPORT IN RESPECT TO EACH AND EVERY MATTER AND THING SET FORTH TO THE BEST OF MY KNOWLEDGE, INFORMATION AND BELIEF.

Sworn Statement: IN ACCORDANCE WITH THE REQUIREMENTS OF TITLE 40, ARTICLE 8, SECTION 40-401, ARIZONA REVISED STATUTES, IT IS HEREIN REPORTED THAT THE GROSS OPERATING REVENUE OF SAID UTILITY DERIVED FROM ARIZONA INTRASTATE UTILITY OPERATIONS DURING THE CALENDAR YEAR WAS:

Arizona Intrastate Gross Operating Revenues Only (\$)

\$637

(The amount in the box above includes

\$0 in sales taxes billed or collected)


*Dwight Zemp*  
signature of owner/official

303 888-4977  
telephone no.

SUBSCRIBED AND SWORN TO BEFORE ME A NOTARY PUBLIC  
IN AND FOR THE COUNTY

THIS 15<sup>th</sup> DAY OF YAVAPAI  
MARCH 2018  
(month) and (year)

MY COMMISSION EXPIRES 10/2/2018  
(date)



*Jeanne F. Morris*  
(signature of notary public)

Verification and Sworn Statement (Residential Revenue)

Verification:

State of Arizona I, the undersigned of the  
(state name)

County of (county name): Mohave  
Name (owner or official) title: Dwight L Zemp  
Company name: Sacramento Utilities, LLC

RECEIVED

MAY 14 2018

ARIZONA CORP COMMISSION  
UTILITIES DIVISION - DIRECTOR'S OFFICE

DO SAY THAT THIS ANNUAL UTILITY PROPERTY TAX AND SALES TAX REPORT TO THE ARIZONA CORPORATION COMMISSION.

FOR THE YEAR ENDING: 12/31/17

HAS BEEN PREPARED UNDER MY DIRECTION, FROM THE ORIGINAL BOOKS, PAPERS AND RECORDS OF SAID UTILITY; THAT I HAVE CAREFULLY EXAMINED THE SAME, AND DECLARE THE SAME TO BE A COMPLETE AND CORRECT STATEMENT OF BUSINESS AND AFFAIRS OF SAID UTILITY FOR THE PERIOD COVERED BY THIS REPORT IN RESPECT TO EACH AND EVERY MATTER AND THING SET FORTH TO THE BEST OF MY KNOWLEDGE, INFORMATION AND BELIEF.

Sworn Statement: IN ACCORDANCE WITH THE REQUIREMENTS OF TITLE 40, ARTICLE 8, SECTION 40-401, ARIZONA REVISED STATUTES, IT IS HEREIN REPORTED THAT THE GROSS OPERATING REVENUE OF SAID UTILITY DERIVED FROM ARIZONA INTRASTATE UTILITY OPERATIONS RECEIVED FROM RESIDENTIAL CUSTOMERS DURING THE CALENDAR YEAR WAS:

Arizona Intrastate Gross Operating Revenues Only (\$)

\$637

(The amount in the box above includes

\$0 in sales taxes  
billed or collected)

Dwight L Zemp  
signature of owner/official

303 888-4977

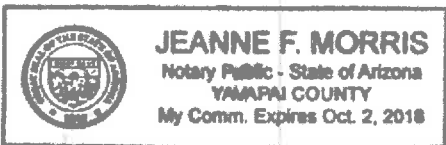
telephone no.

SUBSCRIBED AND SWORN TO BEFORE ME A NOTARY PUBLIC  
IN AND FOR THE COUNTY

YAVAPAI  
(county name)

THIS 15<sup>th</sup> DAY OF MARCH 2018  
(month) and (year)

MY COMMISSION EXPIRES 10/2/2018  
(date)



Jeanne F Morris  
(signature of notary public)