

ANNUAL REPORT

Of

Company Name: Santa Rosa Utility Company
9532 E. Riggs Rd

Mailing Address: Sun Lakes AZ
85248

Docket No.: SW-04136A
For the Year Ended: 12/31/19

**RECEIVED
BY EMAIL**

5/15/2020, 12:15 PM
ARIZONA CORPORATION COMMISSION
UTILITIES DIVISION

WASTEWATER UTILITY

To

Arizona Corporation Commission

Due on April 15th

Email: rdelafuente@azcc.gov, mail or deliver the completed Annual Report to:
Arizona Corporation Commission
Compliance Section - Utilities Division
1200 West Washington Street
Phoenix, Arizona 85007

Application Type: Original Filing
Application Date: 4/29/2020

ARIZONA CORPORATION COMMISSION
WASTEWATER UTILITY ANNUAL REPORT
Santa Rosa Utility Company
A Class ☒ Utility

For the Calendar Year Ended: 12/31/19

Primary Address: 9532 E Riggs Road
City: Sun Lakes State: Arizona Zip Code: 85248

Telephone Number: 480-895-9200

Date of Original Organization of Utility: 2002

Person to whom correspondence should be addressed concerning this report:

Name: Bria Smith
Telephone No. : 480-895-9200
Address: 9532 E Riggs Road
City: Sun Lakes State: Arizona Zip Code: 85248
Email: Brian.Smith@Robson.com

NA
Name: .
Telephone No. : .
Address: .
City: . State: Arizona Zip Code: .
Email: .

NA
Name: .
Telephone No. : .
Address: .
City: . State: Arizona Zip Code: .
Email: .

NA
Name: .
Telephone No. : .
Address: .
City: . State: Arizona Zip Code: .
Email: .

NA
Name: .
Telephone No. : .
Address: .
City: . State: Arizona Zip Code: .
Email: .

Ownership: "S" Corporation

Counties Served: Pinal

ARIZONA CORPORATION COMMISSION
WASTEWATER UTILITY ANNUAL REPORT
Santa Rosa Utility Company

Important changes during the year

No	For those companies not subject to the affiliated interest rules, has there been a change in ownership or direct control during the year?
----	---

If yes, please provide specific details in the box below.

n/a

No	Has the company been notified by any other regulatory authorities during the year, that they are out of compliance?
----	---

If yes, please provide specific details in the box below.

n/a

Utility Plant in Service (Wastewater)							
Account No.	Description	Beginning Year Original Cost	Current Year Additions	Current Year Retirements	Adjusted Original Cost	Accumulated Depreciation	OCLD (OC less AD)
351	Organization	\$0	\$0	\$0	\$0	\$0	\$0
352	Franchises	0	0	0	0	0	0
353	Land and Land Rights	0	0	0	0	0	0
354	Structures and Improvements	0	0	0	0	0	0
355	Power Generation Equipment	0	0	0	0	0	0
360	Collections Wastewater - Force	0	0	0	0	0	0
361	Collections Wastewater - Gravity	0	0	0	0	0	0
362	Special Collecting Structures	0	0	0	0	0	0
363	Services to Customers	0	0	0	0	0	0
364	Flow Measuring Devices	0	0	0	0	0	0
365	Flow Measuring Installations	0	0	0	0	0	0
366	Reuse Services	0	0	0	0	0	0
367	Reuse Meters & Meter Installations	0	0	0	0	0	0
370	Receiving Wells	0	0	0	0	0	0
371	Pumping Equipment	0	0	0	0	0	0
374	Reuse Distribution Reservoirs	0	0	0	0	0	0
375	Reuse Trans. And Distr. Equipment	0	0	0	0	0	0
380	Treatment and Disposal Equipment	0	0	0	0	0	0
381	Plant Sewers	0	0	0	0	0	0
382	Outfall Sewer Lines	0	0	0	0	0	0
389	Other Plant and Misc. Equipment	0	0	0	0	0	0
390	Office Furniture and Equipment	0	0	0	0	0	0
390.1	Computer & Software	0	0	0	0	0	0
391	Transportation Equipment	0	0	0	0	0	0
392	Stores Equipment	0	0	0	0	0	0
393	Tools, Shop and Garage Equipment	0	0	0	0	0	0
394	Laboratory Equipment	0	0	0	0	0	0
395	Power Operated Equipment	0	0	0	0	0	0
396	Communication Equipment	0	0	0	0	0	0
397	Miscellaneous Equipment	0	0	0	0	0	0
398	Other Tangible Plant	0	0	0	0	0	0
	Totals	\$0	\$0	\$0	\$0	\$0	\$0

Instructions: Fill out the Grey Cells with the relevent information. Input 0 or none if there is nothing recorded in that account or there is no applicable information to report.

Santa Rosa Utility Company
Annual Report
Depreciation Expense for the Current Year (Wastewater)
12/31/19

Depreciation Expense for the Current Year (Wastewater)								
Account No.	Description	Beginning Year Original Cost	Current Year Additions	Current Year Retirements	Adjusted Original Cost	Fully Depreciated/Non- depreciable Plant	Depreciation Percentages	Depreciation Expense
351	Organization	\$0	\$0	\$0	\$0	\$0	0.00%	\$0
352	Franchises	0	0	0	0	0	0.00%	0
353	Land and Land Rights	0	0	0	0	0	0.00%	0
354	Structures and Improvements	0	0	0	0	0	0.00%	0
355	Power Generation Equipment	0	0	0	0	0	0.00%	0
360	Collections Wastewater - Force	0	0	0	0	0	0.00%	0
361	Collections Wastewater - Gravity	0	0	0	0	0	0.00%	0
362	Special Collecting Structures	0	0	0	0	0	0.00%	0
363	Services to Customers	0	0	0	0	0	0.00%	0
364	Flow Measuring Devices	0	0	0	0	0	0.00%	0
365	Flow Measuring Installations	0	0	0	0	0	0.00%	0
366	Reuse Services	0	0	0	0	0	0.00%	0
367	Reuse Meters & Meter Installations	0	0	0	0	0	0.00%	0
370	Receiving Wells	0	0	0	0	0	0.00%	0
371	Pumping Equipment	0	0	0	0	0	0.00%	0
374	Reuse Distribution Reservoirs	0	0	0	0	0	0.00%	0
375	Reuse Trans. And Distr. Equipment	0	0	0	0	0	0.00%	0
380	Treatment and Disposal Equipment	0	0	0	0	0	0.00%	0
381	Plant Sewers	0	0	0	0	0	0.00%	0
382	Outfall Sewer Lines	0	0	0	0	0	0.00%	0
389	Other Plant and Misc. Equipment	0	0	0	0	0	0.00%	0
390	Office Furniture and Equipment	0	0	0	0	0	0.00%	0
390.1	Computer & Software	0	0	0	0	0	0.00%	0
391	Transportation Equipment	0	0	0	0	0	0.00%	0
392	Stores Equipment	0	0	0	0	0	0.00%	0
393	Tools, Shop and Garage Equipment	0	0	0	0	0	0.00%	0
394	Laboratory Equipment	0	0	0	0	0	0.00%	0
395	Power Operated Equipment	0	0	0	0	0	0.00%	0
396	Communication Equipment	0	0	0	0	0	0.00%	0
397	Miscellaneous Equipment	0	0	0	0	0	0.00%	0
398	Other Tangible Plant	0	0	0	0	0	0.00%	0
	Subtotal	\$0	\$0	\$0	\$0	\$0		\$0

Contribution(s) in Aid of Construction (Gross)

\$0

Less: Non Amortizable Contribution(s)

0

Fully Amortized Contribution(s)

0

Amortizable Contribution(s)

\$0

Times: Proposed Amortization Rate

Amortization of CIAC

Less: Amortization of CIAC

DEPRECIATION EXPENSE

Instructions: Fill out the Grey Cells with the relevant information. Input 0 or none if there is nothing recorded in that account or there is no applicable information to report.

Santa Rosa Utility Company
Annual Report
Balance Sheet Assets
12/31/19

Balance Sheet Assets				
	Assets		Balance at Beginning of Year (2019)	Balance at End of Year (2019)
Account No.	Current and Accrued Assets			
131	Cash		\$0	\$0
132	Special Deposits		\$0	\$0
134	Working Funds		\$0	\$0
135	Temporary Cash Investments		\$0	\$0
141	Customer Accounts Receivable		\$0	\$0
142	Other Accounts Receivable		\$0	\$0
143	Accumulated Provision for Uncollectable Accounts		\$0	\$0
145	Accounts Receivable - Related Parties		\$0	\$0
146	Notes Receivable from Associated Companies		\$0	\$0
151	Plant Material and Supplies		\$0	\$0
162	Prepayments		\$0	\$0
173	Accrued Utility Revenue		\$0	\$0
174	Miscellaneous Current and Accrued Assets		\$0	\$0
181	Unamortized Debt Discounts		\$0	\$0
	Total Current and Accrued Assets		\$0	\$0
	Deferred Debits			
186.1	Deferred Rate Case Expense		\$0	\$0
	Total Deferred Debits		\$0	\$0
	Fixed Assets			
101	Utility Plant in Service*		\$0	\$0
103	Property Held for Future Use		\$0	\$0
105	Construction Work in Progress		\$0	\$0
108	Accumulated Depreciation (enter as negative)*		0	0
121	Non-Utility Property		\$0	\$0
122	Accumulated Depreciation - Non Utility		\$0	\$0
	Total Fixed Assets		\$0	\$0
	Total Assets		\$0	\$0

Note these items feed automatically from the adjusted end of year balance from AR4.

Santa Rosa Utility Company
Annual Report
Balance Sheet Liabilities and Owners Equity

Balance Sheet Liabilities and Owners Equity				
	Liabilities		Balance at Beginning of Year (2019)	Balance at End of Year (2019)
Account No.	Current Liabilities			
231	Accounts Payable		\$0	\$0
232	Notes Payable (Current Portion)		\$0	\$0
233	Accounts Payable - Related Party		\$0	\$0
234	Notes Payable to Associated Companies		\$0	\$0
235	Customer Deposits		\$0	\$0
236	Accrued Taxes		\$0	\$0
237	Accrued Interest		\$0	\$0
241	Miscellaneous Current and Accrued Liabilities		\$0	\$0
253	Other Deferred Credits		\$0	\$0
	Total Current Liabilities		\$0	\$0
	Long Term Debt			
224	Long Term Debt (Notes and Bonds)		\$0	\$0
	Total Long Term Debt		\$0	\$0
	Deferred Credits			
252	Advances in Aid of Construction		\$0	\$0
255	Accumulated Deferred Investment Tax Credits		\$0	\$0
271	Contributions in Aid of Construction		\$0	\$0
272	Less: Amortization of Contributions		\$0	\$0
281	Accumulated Deferred Income Tax		\$0	\$0
	Total Deferred Credits		\$0	\$0
	Total Liabilities		\$0	\$0
	Capital Accounts			
201	Common Stock Issued		\$0	\$0
211	Other Paid-In Capital		\$0	\$0
215	Retained Earnings		\$0	\$0
218	Proprietary Capital (Sole Props and Partnerships)		\$0	\$0
	Total Capital		\$0	\$0
	Total Liabilities and Capital		\$0	\$0

Note: Total liabilities and Capital must match total assets for the beginning and end of the year!

Santa Rosa Utility Company
Annual Report
Wastewater Comparative Income Statement
12/31/19

Wastewater Comparative Income Statement			
Account No.	Calendar Year	Current Year 01/01/2019 - 12/31/2019	Last Year 01/01/2018 - 12/31/2018
	Operating Revenue		
521	Flat Rate Revenues	\$0	\$0
522	Measured Revenues	\$0	\$0
534	Rents from Wastewater Property	\$0	\$0
536	Other Wastewater Revenues	\$0	\$0
	Total Revenues	\$0	\$0
	Operating Expenses		
701	Salaries and Wages	\$0	\$0
703	Salaries and Wages - Officers	\$0	\$0
704	Employee Pensions and Benefits	\$0	\$0
710	Purchased Wastewater Treatment	\$0	\$0
711	Sludge Removal Expense	\$0	\$0
715	Purchased Power	\$0	\$0
716	Fuel for Power Production	\$0	\$0
718	Chemicals	\$0	\$0
720	Materials and Supplies	\$0	\$0
720.1	Repairs and Maintenance	\$0	\$0
720.2	Office Supplies and Expense	\$0	\$0
721	Office Expense	\$0	\$0
731	Contractual Services -Engineering	\$0	\$0
732	Contractual Services - Accounting	\$0	\$0
733	Contractual Services - Legal	\$0	\$0
734	Contractual Services - Management Fees	\$0	\$0
735	Contractual Services - Testing	\$0	\$0
736	Contractual Services - Other	\$0	\$0
740	Rents - Building	\$0	\$0
742	Rents - Equipment	\$0	\$0
750	Transportation Expenses	\$0	\$0
756	Insurance - Vehicle	\$0	\$0
757	Insurance - General Liability	\$0	\$0
758	Insurance - Worker's Compensation	\$0	\$0
759	Insurance - Other	\$0	\$0
760	Advertising Expense	\$0	\$0
766	Regulatory Commission Expense - Rate Case	\$0	\$0
767	Regulatory Commission Expense - Other	\$0	\$0
770	Bad Debt Expense	\$0	\$0
775	Miscellaneous Expense	\$0	\$0
403	Depreciation Expense (From Schedule AR4)		\$0
407.4	Amortization of Regulatory Asset	\$0	\$0
407.5	Amortization of Regulatory Liability	\$0	\$0
408	Taxes Other Than Income	\$0	\$0
408.11	Property Taxes	\$0	\$0
408.12	Payroll Taxes	\$0	\$0
409	Income Taxes	\$0	\$0
434	Rate Case Adjustments	\$0	\$0
	Total Operating Expenses	\$0	\$0
	Operating Income / (Loss)	\$0	\$0
	Other Income / (Expense)		
414	Gain (Loss) on Dispositions	\$0	\$0
419	Interest and Dividend Income	\$0	\$0
421	Non-Utility Income	\$0	\$0
426	Miscellaneous Non-Utility (Expense)	\$0	\$0
427	Interest (Expense)	\$0	\$0
	Total Other Income / (Expense)	\$0	\$0
	Net Income / (Loss)	\$0	\$0

Instructions: Fill out the Grey Cells with the relevant information. Input 0 or none if there is nothing recorded in that account or there is no applicable information to report.

Santa Rosa Utility Company
Annual Report
Full time equivalent employees
12/31/19

Full time equivalent employees

	Direct Company	Allocated	Outside service	Total
President	0.0	0.0	0.0	0.0
Vice-president	0.0	0.0	0.0	0.0
Manager	0.0	0.0	0.0	0.0
Engineering Staff	0.0	0.0	0.0	0.0
System Operator(s)	0.0	0.0	0.0	0.0
Customer Service	0.0	0.0	0.0	0.0
Accounting	0.0	0.0	0.0	0.0
Business Office	0.0	0.0	0.0	0.0
Rates Department	0.0	0.0	0.0	0.0
Administrative Staff	0.0	0.0	0.0	0.0
Other	0.0	0.0	0.0	0.0
Total	0.0	0.0	0.0	0.0

Instructions: Fill out the Grey Cells with the relevant information. Input 0 or none if there is nothing recorded in that account or there is no applicable information to report. A full-time employee is based on 2080 total hours per year. Please calculate partial employees using 2080 hours.

Santa Rosa Utility Company
Annual Report
Supplemental Financial Data (Long-Term Debt)
12/31/19

Supplemental Financial Data (Long-Term Debt)				
	Loan #1	Loan #2	Loan #3	Loan #4
Date Issued	n/a	n/a	n/a	n/a
Source of Loan	n/a	n/a	n/a	n/a
ACC Decision No.	n/a	n/a	n/a	n/a
Reason for Loan	n/a	n/a	n/a	n/a
Dollar Amt. Issued	n/a	n/a	n/a	n/a
Amount Outstanding	n/a	n/a	n/a	n/a
Date of Maturity	n/a	n/a	n/a	n/a
Interest Rate	n/a	n/a	n/a	n/a
Current Year Interest	n/a	n/a	n/a	n/a
Current Year Principal	n/a	n/a	n/a	n/a

Meter Deposit Balance at Test Year End:	\$0
---	-----

Meter Deposits Refunded During the Test Year:	\$0
---	-----

List all bonds, notes, loans, and other types of indebtedness in which the proceeds were used in the provision of public utility service. Indebtedness incurred for personal uses by the owner of the utility should not be listed. Input 0 or none if there is nothing to report for that cell.

Santa Rosa Utility Company
Annual Report
Wastewater Utility Plant Description
12/31/19

Wastewater Utility Plant Description

Name of System:	N/A	
Wastewater Inventory Number (if applicable):	N/A	
Type of Treatment	N/A	
Design Capacity of Plant (Gallons per day)	N/A	

LIFT STATION FACILITIES

[illegible]

FORCE MAINS

[illegible]

MANHOLES

Type	Quantity
Standard	na
Drop	na

CLEANOUTS

Quantity
na
na
na
na

Note: If you are filing for more than one system, please provide separate sheets for each system.

Instructions: Fill out the Grey Cells with the relevent information. Input 0 or none if there is nothing recorded in that

account or there is no applicable information to report. Copy and paste this sheet as many times as is necessary.

Santa Rosa Utility Company
Annual Report
Wastewater Utility Plant Description (Continued)

[illegible]

For the following five items, list the utility owned assets in each category for each system.

For the following, give details, including quantity, owned assets in each category, for each system.	
SOLIDS PROCESSING AND HANDLING FACILITIES	na
DISINFECTION EQUIPMENT (Chlorinator, Ultra-Violet, Etc.)	na
FILTRATION EQUIPMENT (Rapid Sand, Slow Sand, Activated Carbon, Etc.)	na
STRUCTURES (Buildings, Fences, Etc.)	na
Other (Laboratory Equipment, Tools, Vehicles, Standby, Power Generators, Etc.)	na

Note: If you are filing for more than one system, please provide separate sheets for each system.

Instructions: Fill out the Grey Cells with the relevent information. Input 0 or none if there is nothing recorded in that account or there

is no applicable information to report. Copy and paste this sheet as many times as is necessary.

Santa Rosa Utility Company
Annual Report
Wastewater Flows
12/31/19

Wastewater Flows					
Month	Number of Services	Total Monthly Sewage Flow (Gallons)	Sewage Flow on Peak Day	Purchased Power Expense ¹	Purchased Power (kWh) ²
January	na	na	na	na	na
February	na	na	na	na	na
March	na	na	na	na	na
April	na	na	na	na	na
May	na	na	na	na	na
June	na	na	na	na	na
July	na	na	na	na	na
August	na	na	na	na	na
September	na	na	na	na	na
October	na	na	na	na	na
November	na	na	na	na	na
December	na	na	na	na	na
	Totals	0	0	\$0	0

Provide the following information as applicable per wastewater system:

Method of Effluent Disposal

na

Groundwater Permit Number

na

ADEQ Aquifer Protection Permit ("APP") Number

na

ADEQ Reuse Permit Number

na

EPA NPDES Permit Number

na

APP Effluent Treatment Requirement (Class)?

na

Permitted Flow Rate

na

Permitted Organic Capacity

na

Hydraulic Capacity

na

Type of Biological Treatment

na

In the space below, list all violations within the past 12 months:

na

Note: If you are filing for more than one system, please provide separate sheets for each system.

¹ Enter the total purchased power costs for the power meters associated with this system.

² Enter the total purchased kWh used by the power meters associated with this system.

Instructions: Fill out the Grey Cells with the relevant information. Input 0 or none if there is nothing recorded in that account or there is no applicable information to report.

Other Wastewater System Information

Provide a calculation used to determine the value of one wastewater equivalent residential connection (ERC).

Use one of the following methods:

- (a) If actual flow data are available from the preceding 12 months, divide the total annual single family residence (SFR) gallons sold by the average number of single family residence customers for the same period and divide the result by 365 days.
- (b) If no historical flow data are available, use:

$$ERC = (\text{Total SFR gallons treated (Omit 000)} / 365 \text{ days} / 280 \text{ gallons per day})$$

For wastewater only utilities:

Subtract all general use and other non residential customer gallons from the total gallons treated. Divide the remainder (SFR customers) by 365 days to reveal single family residence customer gallons per day.

NOTE: Total gallons treated includes both treated and purchased treatment.

ERC

na

Method used:

na

What is the present system connection capacity (in ERCs *) using existing lines?

na

What is the future system connection capacity (in ERCs *) upon service area buildout?

na

Describe any plans and estimated completion dates for any enlargements or improvements of this system.

na

If the utility uses reuse as a means of effluent disposal, attach a list of the reuse end users and the amount of reuse provided to each, if known.

na

If the utility does not engage in reuse, has a reuse feasibility study been completed?

No

If so, when?

na

Santa Rosa Utility Company
Annual Report
Utility Shutoffs / Disconnects
12/31/19

Utility Shutoffs / Disconnects	
Name of System:	N/A
Wastewater Inventory Number (if applicable):	N/A

Month	Termination without Notice R14-2-609.B	Termination with Notice R14-2- 609.C	Other
January	na	na	na
February	na	na	na
March	na	na	na
April	na	na	na
May	na	na	na
June	na	na	na
July	na	na	na
August	na	na	na
September	na	na	na
October	na	na	na
November	na	na	na
December	na	na	na
Total	0	0	0

Other (description):

na

Instructions: Fill out the Grey Cells with the relevant information. Input 0 or none if there is nothing recorded in that account or there is no applicable information to report.

Property Taxes	
----------------	--

Amount of actual property taxes paid during Calendar Year 2018 was	
--	--

na

If no property taxes paid, explain why.

na

Instructions: Fill out the Grey Cells with the relevent information. Input 0 or none if there is nothing recorded in that account or there is no applicable information to report.

Verification and Sworn Statement (Taxes)

Verification: State of Arizona I, the undersigned of the
(state name)

County of (county name): Maricopa
Name (owner or official) title: Brian Smith - Vice President
Company name: Santa Rosa Utility Company

DO SAY THAT THIS ANNUAL UTILITY PROPERTY TAX AND SALES TAX REPORT TO THE ARIZONA CORPORATION COMMISSION.

FOR THE YEAR ENDING: 12/31/19

HAS BEEN PREPARED UNDER MY DIRECTION, FROM THE ORIGINAL BOOKS, PAPERS AND RECORDS OF SAID UTILITY; THAT I HAVE CAREFULLY EXAMINED THE SAME, AND DECLARE THE SAME TO BE A COMPLETE AND CORRECT STATEMENT OF BUSINESS AND AFFAIRS OF SAID UTILITY FOR THE PERIOD COVERED BY THIS REPORT IN RESPECT TO EACH AND EVERY MATTER AND THING SET FORTH, TO THE BEST OF MY KNOWLEDGE, INFORMATION AND BELIEF.

Sworn Statement: I HEREBY ATTEST THAT ALL PROPERTY TAXES FOR SAID COMPANY ARE CURRENT AND PAID IN FULL.

I HEREBY ATTEST THAT ALL SALES TAXES FOR SAID COMPANY ARE CURRENT AND PAID IN FULL.

RECEIVED
BY EMAIL

5/15/2020, 12:15 PM
ARIZONA CORPORATION COMMISSION
UTILITIES DIVISION

[Signature]
signature of owner/official

480-895-9200
telephone no.

SUBSCRIBED AND SWORN TO BEFORE ME A NOTARY PUBLIC
IN AND FOR THE COUNTY

THIS

15th

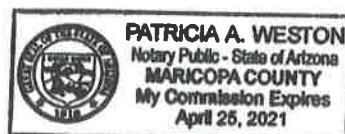
DAY OF

Maricopa
(county name)

May 2020
(month) and (year)

MY COMMISSION EXPIRES

4/25/21
(date)



[Signature]
(signature of notary public)

Verification and Sworn Statement

Verification:

State of Arizona I, the undersigned of the
(state name)

County of (county name):

Maricopa

Name (owner or official) title:

Brian Smith - Vice President

Company name:

Santa Rosa Utility Company

DO SAY THAT THIS ANNUAL UTILITY PROPERTY TAX AND SALES TAX REPORT TO THE ARIZONA CORPORATION COMMISSION.

FOR THE YEAR ENDING: 12/31/19

HAS BEEN PREPARED UNDER MY DIRECTION, FROM THE ORIGINAL BOOKS, PAPERS AND RECORDS OF SAID UTILITY; THAT I HAVE CAREFULLY EXAMINED THE SAME, AND DECLARE THE SAME TO BE A COMPLETE AND CORRECT STATEMENT OF BUSINESS AND AFFAIRS OF SAID UTILITY FOR THE PERIOD COVERED BY THIS REPORT IN RESPECT TO EACH AND EVERY MATTER AND THING SET FORTH, TO THE BEST OF MY KNOWLEDGE, INFORMATION AND BELIEF.

Sworn Statement: IN ACCORDANCE WITH THE REQUIREMENTS OF TITLE 40, ARTICLE 8, SECTION 40-401, ARIZONA REVISED STATUTES, IT IS HEREIN REPORTED THAT THE GROSS OPERATING REVENUE OF SAID UTILITY DERIVED FROM ARIZONA INTRASTATE UTILITY OPERATIONS DURING THE CALENDAR YEAR WAS:

Arizona Intrastate Gross Operating Revenues Only (\$)

\$0


(The amount in the box above includes

\$0

in sales taxes
billed or collected)

**RECEIVED
BY EMAIL**

5/15/2020, 12:15 PM
ARIZONA CORPORATION COMMISSION
UTILITIES DIVISION


signature of owner/official

480-895-9200

telephone no.

SUBSCRIBED AND SWORN TO BEFORE ME A NOTARY PUBLIC
IN AND FOR THE COUNTY

THIS

15th

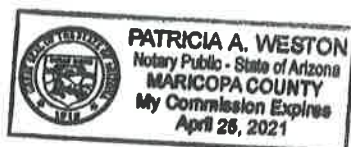
DAY OF


Maricopa
(county name)

May, 2020
(month) and (year)

MY COMMISSION EXPIRES

4/25/21
(date)




(signature of notary public)

Verification and Sworn Statement (Residential Revenue)

Verification:

State of Arizona I, the undersigned of the
(state name)

County of (county name):

Maricopa

Name (owner or official) title:

Brian Smith - Vice President

Company name:

Santa Rosa Utility Company

DO SAY THAT THIS ANNUAL UTILITY PROPERTY TAX AND SALES TAX REPORT TO THE ARIZONA CORPORATION COMMISSION.

FOR THE YEAR ENDING: 12/31/19

HAS BEEN PREPARED UNDER MY DIRECTION, FROM THE ORIGINAL BOOKS, PAPERS AND RECORDS OF SAID UTILITY; THAT I HAVE CAREFULLY EXAMINED THE SAME, AND DECLARE THE SAME TO BE A COMPLETE AND CORRECT STATEMENT OF BUSINESS AND AFFAIRS OF SAID UTILITY FOR THE PERIOD COVERED BY THIS REPORT IN RESPECT TO EACH AND EVERY MATTER AND THING SET FORTH, TO THE BEST OF MY KNOWLEDGE, INFORMATION AND BELIEF.

Sworn Statement: IN ACCORDANCE WITH THE REQUIREMENTS OF TITLE 40, ARTICLE 8, SECTION 40-401, ARIZONA REVISED STATUTES, IT IS HEREIN REPORTED THAT THE GROSS OPERATING REVENUE OF SAID UTILITY DERIVED FROM ARIZONA INTRASTATE UTILITY OPERATIONS RECEIVED FROM RESIDENTIAL CUSTOMERS DURING THE CALENDAR YEAR WAS:

Arizona Intrastate Gross Operating Revenues Only (\$)

\$0

(The amount in the box above includes

\$0

in sales taxes
billed or collected)

RECEIVED
BY EMAIL

5/15/2020, 12:15 PM

ARIZONA CORPORATION COMMISSION
UTILITIES DIVISION

[Signature]
signature of owner/official

480-895-9200

telephone no.

SUBSCRIBED AND SWORN TO BEFORE ME A NOTARY PUBLIC
IN AND FOR THE COUNTY

Maricopa

(county name)

THIS

15th

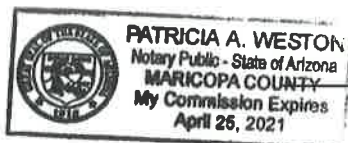
DAY OF

May 2020

(month) and (year)

MY COMMISSION EXPIRES

4/25/21
(date)



[Signature]
(signature of notary public)