

ANNUAL REPORT

Of

Company Name: Baca Float Water Company

PO Box 4536 85160

Mailing Address: ~~Tubac~~ Tucson AZ
85646 85754

Docket No.: WS-01678A

For the Year Ended: 12/31/17

RECEIVED
MAY 09 2018
ARIZONA CORP COMMISSION
UTILITIES DIVISION - DIRECTOR'S OFFICE

WASTEWATER UTILITY

To

Arizona Corporation Commission

Due on April 15th

Email: rdelafuente@azcc.gov, mail or deliver the completed Annual Report to:

Arizona Corporation Commission
Compliance Section - Utilities Division
1200 West Washington Street
Phoenix, Arizona 85007

Application Type: Original Filing

Application Date: 2017

5-9-18

ARIZONA CORPORATION COMMISSION
WASTEWATER UTILITY ANNUAL REPORT

Baca Float Water Company

A Class Utility

1. For the Calendar Year Ended:

2. Address:
City: State: Zip Code:

3. Telephone Number:

4. Date of Original Organization of Utility:

5. Person to whom correspondence should be addressed concerning this report:

Name:
Telephone No. :
Address:
City: State: Zip Code:
Email:

6. On-Site Manager:

Name:
Telephone No. :
Address:
City: State: Zip Code:
Email:

7. Ownership:

8. Counties Served:

Utility Plant in Service (Wastewater)							
Account No.	Description	Beginning Year Original Cost	Current Year Additions	Current Year Retirements	Adjusted Original Cost	Accumulated Depreciation	OC/LD (OC less AD)
351	Organization	\$0	\$0	\$0	\$0	\$0	\$0
352	Franchises	0	0	0	0	0	0
353	Land and Land Rights	1,084	0	0	1,084	0	1,084
354	Structures and Improvements	70,234	9,008	0	79,242	35,992	43,250
355	Power Generation Equipment	1,935	0	0	1,935	532	1,403
360	Collections Wastewater - Force	0	0	0	0	0	0
361	Collections Wastewater - Gravity	1,807,390	0	0	1,807,390	1,328,431	478,959
362	Special Collecting Structures	0	0	0	0	0	0
363	Services to Customers	5,913	0	0	5,913	650	5,263
364	Flow Measuring Devices	293	0	0	293	257	36
365	Flow Measuring Installations	0	0	0	0	0	0
366	Reuse Services	0	0	0	0	0	0
367	Reuse Meters & Meter Installations	0	0	0	0	0	0
370	Receiving Wells	0	0	0	0	0	0
371	Pumping Equipment	0	0	0	0	0	0
374	Reuse Distribution Reservoirs	0	0	0	0	0	0
375	Reuse Trans. And Distr. Equipment	0	0	0	0	0	0
380	Treatment and Disposal Equipment	436,702	0	0	436,702	426,977	9,725
381	Plant Sewers	103,147	0	0	103,147	72,941	30,206
382	Outfall Sewer Lines	0	0	0	0	0	0
389	Other Plant and Misc. Equipment	27,595	0	0	27,595	16,480	11,115
390	Office Furniture and Equipment	981	0	0	981	842	139
390.1	Computer & Software	0	0	0	0	0	0
391	Transportation Equipment	0	0	0	0	0	0
392	Stores Equipment	0	0	0	0	0	0
393	Tools, Shop and Garage Equipment	324	318	0	642	229	413
394	Laboratory Equipment	0	0	0	0	0	0
395	Power Operated Equipment	0	0	0	0	0	0
396	Communication Equipment	0	0	0	0	0	0
397	Miscellaneous Equipment	0	0	0	0	0	0
398	Other Tangible Plant	0	0	0	0	0	0
	Totals	\$2,455,598	\$9,326	\$0	\$2,464,924	\$1,883,331	\$581,593

Instructions: Fill out the Grey Cells with the relevant information. Input 0 or none if there is nothing recorded in that account or there is no applicable information to report.

Baca Float Water Company
Annual Report
Depreciation Expense for the Current Year (Wastewater)
12/31/17

Depreciation Expense for the Current Year (Wastewater)								
Account No.	Description	Beginning Year Original Cost	Current Year Additions	Current Year Retirements	Adjusted Original Cost	Fully Depreciated/Non-depreciable Plant	Depreciation Percentages	Depreciation Expense
351	Organization	\$0	\$0	\$0	\$0	\$0	0.00%	\$0
352	Franchises	0	0	0	0	0	0.00%	0
353	Land and Land Rights	1,084	0	0	1,084	1,084	0.00%	0
354	Structures and Improvements	70,234	9,008	0	79,242	0	3.38%	2,527
355	Power Generation Equipment	1,935	0	0	1,935	0	5.00%	97
360	Collections Wastewater - Force	0	0	0	0	0	2.00%	0
361	Collections Wastewater - Gravity	1,807,390	0	0	1,807,390	0	2.00%	36,148
362	Special Collecting Structures	0	0	0	0	0	0.00%	0
363	Services to Customers	5,913	0	0	5,913	0	2.00%	118
364	Flow Measuring Devices	293	0	0	293	0	10.00%	29
365	Flow Measuring Installations	0	0	0	0	0	0.00%	0
366	Reuse Services	0	0	0	0	0	0.00%	0
367	Reuse Meters & Meter Installations	0	0	0	0	0	0.00%	0
370	Receiving Wells	0	0	0	0	0	0.00%	0
371	Pumping Equipment	0	0	0	0	0	0.00%	0
374	Reuse Distribution Reservoirs	0	0	0	0	0	0.00%	0
375	Reuse Trans. And Distr. Equipment	0	0	0	0	0	0.00%	0
380	Treatment and Disposal Equipment	436,702	0	0	436,702	0	5.00%	21,835
381	Plant Sewers	103,147	0	0	103,147	0	5.00%	5,157
382	Outfall Sewer Lines	0	0	0	0	0	0.00%	0
389	Other Plant and Misc. Equipment	27,595	0	0	27,595	0	6.67%	1,841
390	Office Furniture and Equipment	981	0	0	981	0	6.67%	65
390.1	Computer & Software	0	0	0	0	0	0.00%	0
391	Transportation Equipment	0	0	0	0	0	0.00%	0
392	Stores Equipment	0	0	0	0	0	0.00%	0
393	Tools, Shop and Garage Equipment	324	318	0	642	0	5.40%	26
394	Laboratory Equipment	0	0	0	0	0	0.00%	0
395	Power Operated Equipment	0	0	0	0	0	0.00%	0
396	Communication Equipment	0	0	0	0	0	0.00%	0
397	Miscellaneous Equipment	0	0	0	0	0	0.00%	0
398	Other Tangible Plant	0	0	0	0	0	0.00%	0
	Subtotal	\$2,455,598	\$9,326	\$0	\$2,464,924	\$1,084		\$67,844

Contribution(s) in Aid of Construction (Gross)	\$2,140,912
Less: Non Amortizable Contribution(s)	0
Fully Amortized Contribution(s)	0
Amortizable Contribution(s)	<u>\$2,140,912</u>
Times: Proposed Amortization Rate	2.73%
Amortization of CIAC	\$58,447
Less: Amortization of CIAC	\$58,447
DEPRECIATION EXPENSE	\$9,397

Instructions: Fill out the Grey Cells with the relevant information. Input 0 or none if there is nothing recorded in that account or there is no applicable information to report.

Baca Float Water Company
Annual Report
Balance Sheet Assets
12/31/17

Balance Sheet Assets				
	Assets		Balance at Beginning of Year (2017)	Balance at End of Year (2017)
Account No.	Current and Accrued Assets			
131	Cash		\$2,267	\$30,585
132	Special Deposits		0	0
135	Temporary Cash Investments		0	0
141	Customer Accounts Receivable		3,513	17,083
142	Other Accounts Receivable		0	0
143	Accumulated Provision for Uncollectable Accounts		0	0
146	Notes Receivable from Associated Companies		0	0
151	Plant Material and Supplies		0	0
162	Prepayments		0	0
173	Accrued Utility Revenue		0	0
174	Miscellaneous Current and Accrued Assets		0	0
	Total Current and Accrued Assets		\$5,780	\$47,668
	Deferred Debits			
186.1	Deferred Rate Case Expense		\$0	\$0
	Total Deferred Debits		\$0	\$0
	Fixed Assets			
101	Utility Plant in Service*		\$2,455,598	\$2,464,924
103	Property Held for Future Use		0	0
105	Construction Work in Progress		0	0
108	Accumulated Depreciation (enter as negative)*		(1,815,487)	(1,883,331)
121	Non-Utility Property		0	0
122	Accumulated Depreciation - Non Utility		0	0
	Total Fixed Assets		\$640,111	\$581,593
	Total Assets		\$645,891	\$629,261

Instructions: Fill out the Grey Cells with the relevant information. Input 0 or none if there is nothing recorded in that account or there is no applicable information to report.

Note these items feed automatically from the adjusted end of year balance from AR4.

Baca Float Water Company
Annual Report
Balance Sheet Liabilities and Owners Equity

Balance Sheet Liabilities and Owners Equity				
	Liabilities		Balance at Beginning of Year (2017)	Balance at End of Year (2017)
Account No.	Current Liabilities			
231	Accounts Payable		\$24,794	\$9,221
232	Notes Payable (Current Portion)		0	0
234	Notes Payable to Associated Companies		0	0
235	Customer Deposits		0	0
236	Accrued Taxes		1,482	1,679
237	Accrued Interest		0	0
241	Miscellaneous Current and Accrued Liabilities		0	0
253	Other Deferred Credits		0	0
	Total Current Liabilities		\$26,276	\$10,900
	Long Term Debt			
224	Long Term Debt (Notes and Bonds)		\$0	\$0
	Total Long Term Debt		\$0	\$0
	Deferred Credits			
252	Advances in Aid of Construction		\$664,200	\$0
255	Accumulated Deferred Investment Tax Credits		0	0
271	Contributions in Aid of Construction		2,181,837	2,140,912
272	Less: Amortization of Contributions		0	(1,693,704)
281	Accumulated Deferred Income Tax		0	0
	Total Deferred Credits		\$2,846,037	\$447,208
	Total Liabilities		\$2,872,313	\$458,108
	Capital Accounts			
201	Common Stock Issued		\$7,560	\$7,560
211	Other Paid-In Capital		(1,638,447)	822,758
215	Retained Earnings		(595,535)	(659,165)
218	Proprietary Capital (Sole Props and Partnerships)		0	0
	Total Capital		(\$2,226,422)	\$171,153
	Total Liabilities and Capital		\$645,891	\$629,261

Instructions: Fill out the Grey Cells with the relevant information. Input 0 or none if there is nothing recorded in that account or there is no applicable information to report.

Note: Total liabilities and Capital must match total assets for the beginning and end of the year!

Baca Float Water Company
Annual Report
Wastewater Comparative Income Statement
12/31/17

Wastewater Comparative Income Statement			
Account No.	Calendar Year	Current Year	Last Year
		01/01/2017 - 12/31/2017	01/01/2016 - 12/31/2016
	Operating Revenue		
521	Flat Rate Revenues	\$304,693	\$293,613
522	Measured Revenues	0	0
534	Rents from Wastewater Property	0	0
536	Other Wastewater Revenues	625	11,125
	Total Revenues	\$305,318	\$304,738
	Operating Expenses		
701	Salaries and Wages	\$66,718	\$75,126
704	Employee Pensions and Benefits	0	0
710	Purchased Wastewater Treatment	0	0
711	Sludge Removal Expense	2,633	0
715	Purchased Power	14,000	13,573
716	Fuel for Power Production	0	0
718	Chemicals	7,946	8,901
720	Materials and Supplies	2,687	4,462
720.1	Repairs and Maintenance	5,887	0
720.2	Office Supplies and Expense	6,990	0
721	Office Expense	0	0
731	Contractual Services - Engineering	896	0
732	Contractual Services - Accounting	8,298	0
733	Contractual Services - Legal	5,221	0
734	Contractual Services - Management Fees	48,102	52,147
735	Contractual Services - Testing	9,352	13,188
736	Contractual Services - Other	4,701	0
740	Rents - Building	2,422	3,545
742	Rents - Equipment	981	0
750	Transportation Expenses	5,107	286
757	Insurance - General Liability	5,222	7,414
758	Insurance - Worker's Compensation	0	0
759	Insurance - Other	0	0
760	Advertising Expense	0	0
766	Regulatory Commission Expense - Rate Case	0	2,503
767	Regulatory Commission Expense - Other	0	0
770	Bad Debt Expense	0	0
775	Miscellaneous Expense	2,329	1,450
403	Depreciation Expense (From Schedule AR4)	9,397	139,759
408	Taxes Other Than Income	0	46
408.11	Property Taxes	3,012	2,872
408.12	Payroll Taxes	7,818	0
409	Income Taxes	25	0
	Total Operating Expenses	\$219,744	\$325,272
	Operating Income / (Loss)	\$85,574	(\$20,534)
	Other Income / (Expense)		
414	Gain (Loss) on Dispositions	\$0	\$0
419	Interest and Dividend Income	0	0
421	Non-Utility Income	5,265	0
426	Miscellaneous Non-Utility (Expense)	0	0
427	Interest (Expense)	(972)	0
	Total Other Income / (Expense)	\$4,293	\$0
	Net Income / (Loss)	\$89,867	(\$20,534)

Instructions: Fill out the Grey Cells with the relevant information. Input 0 or none if there is nothing recorded in that account or there is no applicable information to report.

Baca Float Water Company
 Annual Report
 Supplemental Financial Data (Long-Term Debt)
 12/31/17

Supplemental Financial Data (Long-Term Debt)				
	Loan #1	Loan #2	Loan #3	Loan #4
Date Issued	No Loans	N/A	N/A	N/A
Source of Loan	N/A	N/A	N/A	N/A
ACC Decision No.	N/A	N/A	N/A	N/A
Reason for Loan	N/A	N/A	N/A	N/A
Dollar Amt. Issued	N/A	N/A	N/A	N/A
Amount Outstanding	N/A	N/A	N/A	N/A
Date of Maturity	N/A	N/A	N/A	N/A
Interest Rate	N/A	N/A	N/A	N/A
Current Year Interest	N/A	N/A	N/A	N/A
Current Year Principal	N/A	N/A	N/A	N/A

Meter Deposit Balance at Test Year End:	\$0
---	-----

Meter Deposits Refunded During the Test Year:	\$0
---	-----

List all bonds, notes, loans, and other types of indebtedness in which the proceeds were used in the provision of public utility service. Indebtedness incurred for personal uses by the owner of the utility should not be listed. Input 0 or none if there is nothing to report for that cell.

Wastewater Utility Plant Description	
Name of System:	Baca Float Sewer
Wastewater Inventory Number (if applicable):	N/A
Type of Treatment	Wetland
Design Capacity of Plant (Gallons per day)	100,000

LIFT STATION FACILITIES				
Location	Quantity of Pumps	Horsepower Per Pump	Capacity Per Pump (GPM)	Wet Well Capacity (gals)
Barrio De Tubac	98	1/2	10	557100

FORCE MAINS		
Size	Material	Length (Feet)
6 inch		24,500
		green sewer pipe
2 inch	PVC	26,000

MANHOLES	
Type	Quantity
Standard	45
Drop	

CLEANOUTS
Quantity
69

Note: If you are filing for more than one system, please provide separate sheets for each system.

Instructions: Fill out the Grey Cells with the relevant information. Input 0 or none if there is nothing recorded in that account or there is no applicable information to report. Copy and paste this sheet as many times as is necessary.

Wastewater Utility Plant Description (Continued)					
COLLECTION MAINS			SERVICES/LATERALS		
Sizes (inches)	Material	Length (feet)	Size (inches)	Material	Quantity
4	PVC	4,600	4	PVC	393
6	PVC	4,600			

For the following five items, list the utility owned assets in each category for each system.

SOLIDS PROCESSING AND HANDLING FACILITIES	94 septic tanks
DISINFECTION EQUIPMENT (Chlorinator, Ultra-Violet, Etc.)	Chlorinator and dechlorinator
FILTRATION EQUIPMENT (Rapid Sand, Slow Sand, Activated Carbon, Etc.)	Slow sand filter
STRUCTURES (Buildings, Fences, Etc.)	Chain link fences
Other (Laboratory Equipment, Tools, Vehicles, Standby, Power Generators, Etc.)	Lab equipment, tools, truck and generator fuel

Note: If you are filing for more than one system, please provide separate sheets for each system.

Instructions: Fill out the Grey Cells with the relevant information. Input 0 or none if there is nothing recorded in that account or there is no applicable information to report. Copy and paste this sheet as many times as is necessary.

Wastewater Flows					
Month	Number of Services	Total Monthly Sewage Flow	Sewage Flow on Peak Day	Purchased Power Expense ¹	Purchased Power (kWh) ²
January	379	186,000	17,200	\$1,518	not available
February	378	174,000	13,200	1,512	not available
March	379	165,300	12,600	1,485	not available
April	380	135,500	8,400	1,560	not available
May	380	49,900	2,400	1,344	not available
June	380	0	0	1,381	not available
July	382	0	0	1,318	not available
August	381	7,600	2,600	1,251	not available
September	381	0	0	1,342	not available
October	380	0	0	1,175	not available
November	381	74,600	2,900	57	not available
December	382	0	0	57	not available
	Totals	792,900	59,300	\$14,000	0

Provide the following information as applicable per wastewater system:

Method of Effluent Disposal	N/A
Groundwater Permit Number	N/A
ADEQ Aquifer Protection Permit ("APP") Number	APP 102959
ADEQ Reuse Permit Number	N/A
EPA NPDES Permil Number	N/A
APP Effluent Treatment Requirement (Class)?	N/A

Power bills from prior owner not available

Note: If you are filing for more than one system, please provide separate sheets for each system.

¹ Enter the total purchased power costs for the power meters associated with this system.

² Enter the total purchased kWh used by the power meters associated with this system.

Instructions: Fill out the Grey Cells with the relevent information. Input 0 or none if there is nothing recorded in that account or there is no applicable information to report.

Baca Float Water Company
 Annual Report
 Utility Shutoffs / Disconnects
 12/31/17

Name of System:	Baca Float Sewer
Wastewater Inventory Number (if applicable):	N/A

Utility Shutoffs / Disconnects			
Month	Termination without Notice R14-2-609.B	Termination with Notice R14-2-609.C	Other
January	0	Unknown	0
February	0	Unknown	0
March	0	Unknown	0
April	0	Unknown	0
May	0	Unknown	0
June	0	Unknown	0
July	0	Unknown	0
August	0	Unknown	0
September	0	Unknown	0
October	0	0	0
November	0	0	0
December	0	0	0
Total	0	0	0

Other (description):

Prior owner information unavailable

Instructions: Fill out the Grey Cells with the relevant information. Input 0 or none if there is nothing recorded in that account or there is no applicable information to report.

Baca Float Water Company
Annual Report
Property Taxes
12/31/17

Property Taxes

Amount of actual property taxes paid during Calendar Year 2017 was

\$3,012

If no property taxes paid, explain why.

N/A

Instructions: Fill out the Grey Cells with the relevant information. Input 0 or none if there is nothing recorded in that account or there is no applicable information to report.

Baca Float Water Company
Annual Report
Verification and Sworn Statement (Taxes)
12/31/17

RECEIVED

MAY 14 2018

ARIZONA CORP COMMISSION
UTILITIES DIVISION - DIRECTOR'S OFFICE

Verification and Sworn Statement (Taxes)

Verification: State of Arizona I, the undersigned of the
(state name)

County of (county name): Pima
Name (owner or official) title: Bonnie O'Connor, Manager
Company name: Baca Float Water Company

DO SAY THAT THIS ANNUAL UTILITY PROPERTY TAX AND SALES TAX REPORT TO THE ARIZONA CORPORATION COMMISSION.

FOR THE YEAR ENDING: 12/31/17

HAS BEEN PREPARED UNDER MY DIRECTION, FROM THE ORIGINAL BOOKS, PAPERS AND RECORDS OF SAID UTILITY; THAT I HAVE CAREFULLY EXAMINED THE SAME, AND DECLARE THE SAME TO BE A COMPLETE AND CORRECT STATEMENT OF BUSINESS AND AFFAIRS OF SAID UTILITY FOR THE PERIOD COVERED BY THIS REPORT IN RESPECT TO EACH AND EVERY MATTER AND THING SET FORTH, TO THE BEST OF MY KNOWLEDGE, INFORMATION AND BELIEF.

Sworn Statement: I HEREBY ATTEST THAT ALL PROPERTY TAXES FOR SAID COMPANY ARE CURRENT AND PAID IN FULL.

I HEREBY ATTEST THAT ALL SALES TAXES FOR SAID COMPANY ARE CURRENT AND PAID IN FULL.


[Signature]
signature of owner/official

520.623.5172
telephone no.

SUBSCRIBED AND SWORN TO BEFORE ME A NOTARY PUBLIC
IN AND FOR THE COUNTY

THIS 9th DAY OF Pima
(month) and (year)

MY COMMISSION EXPIRES 5/27/19
(date)



[Signature]
(signature of notary public)

MAY 14 2018

Verification and Sworn Statement

ARIZONA CORP COMMISSION

UTILITIES DIVISION - DIRECTOR'S OFFICE

Verification:

State of Arizona I, the undersigned of the
(state name)

County of (county name): Pima
Name (owner or official) title: Bonnie O'Connor, Manager
Company name: Baca Float Water Company

DO SAY THAT THIS ANNUAL UTILITY PROPERTY TAX AND SALES TAX REPORT TO THE ARIZONA CORPORATION COMMISSION.

FOR THE YEAR ENDING: 12/31/17

HAS BEEN PREPARED UNDER MY DIRECTION, FROM THE ORIGINAL BOOKS, PAPERS AND RECORDS OF SAID UTILITY; THAT I HAVE CAREFULLY EXAMINED THE SAME, AND DECLARE THE SAME TO BE A COMPLETE AND CORRECT STATEMENT OF BUSINESS AND AFFAIRS OF SAID UTILITY FOR THE PERIOD COVERED BY THIS REPORT IN RESPECT TO EACH AND EVERY MATTER AND THING SET FORTH, TO THE BEST OF MY KNOWLEDGE, INFORMATION AND BELIEF.

Sworn Statement: IN ACCORDANCE WITH THE REQUIREMENTS OF TITLE 40, ARTICLE 8, SECTION 40-401, ARIZONA REVISED STATUTES, IT IS HEREIN REPORTED THAT THE GROSS OPERATING REVENUE OF SAID UTILITY DERIVED FROM ARIZONA INTRASTATE UTILITY OPERATIONS DURING THE CALENDAR YEAR WAS:

Arizona Intrastate Gross Operating Revenues Only (\$) \$320,622
(The amount in the box above includes \$15,304 in sales taxes billed or collected)

Bonnie O'Connor
signature of owner/official


520.623.5172
telephone no.

SUBSCRIBED AND SWORN TO BEFORE ME A NOTARY PUBLIC IN AND FOR THE COUNTY

THIS 9th DAY OF Pima May 2018
(month) and (year)

MY COMMISSION EXPIRES

5/27/19
(date)



Paul Juhl
(signature of notary public)

RECEIVED

MAY 14 2018

Verification and Sworn Statement (Residential Revenue)

Verification:

State of Arizona I, the undersigned of the
(state name)

ARIZONA CORP COMMISSION
UTILITIES DIVISION - DIRECTOR'S OFFICE

County of (county name): Pima
Name (owner or official) title: Bonnie O'Connor, Manager
Company name: Baca Float Water Company

DO SAY THAT THIS ANNUAL UTILITY PROPERTY TAX AND SALES TAX REPORT TO THE ARIZONA CORPORATION COMMISSION.

FOR THE YEAR ENDING: 12/31/17

HAS BEEN PREPARED UNDER MY DIRECTION, FROM THE ORIGINAL BOOKS, PAPERS AND RECORDS OF SAID UTILITY; THAT I HAVE CAREFULLY EXAMINED THE SAME, AND DECLARE THE SAME TO BE A COMPLETE AND CORRECT STATEMENT OF BUSINESS AND AFFAIRS OF SAID UTILITY FOR THE PERIOD COVERED BY THIS REPORT IN RESPECT TO EACH AND EVERY MATTER AND THING SET FORTH, TO THE BEST OF MY KNOWLEDGE, INFORMATION AND BELIEF.

Sworn Statement: IN ACCORDANCE WITH THE REQUIREMENTS OF TITLE 40, ARTICLE 8, SECTION 40-401, ARIZONA REVISED STATUTES, IT IS HEREIN REPORTED THAT THE GROSS OPERATING REVENUE OF SAID UTILITY DERIVED FROM ARIZONA INTRASTATE UTILITY OPERATIONS RECEIVED FROM RESIDENTIAL CUSTOMERS DURING THE CALENDAR YEAR WAS:

Arizona Intrastate Gross Operating Revenues Only (\$) \$310,877
(The amount in the box above includes \$14,839 in sales taxes billed or collected)


B. O'Connor
signature of owner/official

520.623.5172
telephone no.

SUBSCRIBED AND SWORN TO BEFORE ME A NOTARY PUBLIC
IN AND FOR THE COUNTY

Pima
(county name)

THIS 9th DAY OF May, 2018
(month) and (year)



MY COMMISSION EXPIRES 5/27/19
(date)

Paul Juhl
(signature of notary public)