

ANNUAL REPORT

Of

Company Name: Baca Float Water Company

PO Box 1536

Mailing Address: Tubac AZ
85646

Docket No.: WS-01678A

For the Year Ended: 12/31/18

RECEIVED
JUN 20 2019
ARIZONA CORP COMMISSION
UTILITIES DIVISION - DIRECTOR'S OFFICE

WASTEWATER UTILITY

To

Arizona Corporation Commission

Due on April 15th

Email: rdelafuente@azcc.gov, mail or deliver the completed Annual Report to:

Arizona Corporation Commission
Compliance Section - Utilities Division
1200 West Washington Street
Phoenix, Arizona 85007

Application Type: Original Filing

Application Date: 6/24/2019

6-25-19

ARIZONA CORPORATION COMMISSION
WASTEWATER UTILITY ANNUAL REPORT
Baca Float Water Company
A Class Utility

1. For the Calendar Year Ended:

2. Address:
City: State: Zip Code:

3. Telephone Number:

4. Date of Original Organization of Utility:

5. Person to whom correspondence should be addressed concerning this report:

Name:
Telephone No. :
Address:
City: State: Zip Code:
Email:

6. On-Site Manager:

Name:
Telephone No. :
Address:
City: State: Zip Code:
Email:

7. Ownership:

8. Counties Served:

Utility Plant in Service (Wastewater)							
Account No.	Description	Beginning Year Original Cost	Current Year Additions	Current Year Retirements	Adjusted Original Cost	Accumulated Depreciation	OCLD (OC less AD)
351	Organization	\$0	\$0	\$0	\$0	\$0	\$0
352	Franchises				0		0
353	Land and Land Rights	1,084			1,084		1,084
354	Structures and Improvements	79,242			79,242	38,631	40,611
355	Power Generation Equipment	1,935			1,935	629	1,306
360	Collections Wastewater - Force				0		0
361	Collections Wastewater - Gravity	1,807,390			1,807,390	1,364,579	442,811
362	Special Collecting Structures		5,200		5,200	52	5,148
363	Services to Customers	5,913			5,913	769	5,144
364	Flow Measuring Devices	293			293	286	7
365	Flow Measuring Installations				0		0
366	Reuse Services				0		0
367	Reuse Meters & Meter Installations				0		0
370	Receiving Wells				0		0
371	Pumping Equipment		5,909		5,909	739	5,170
374	Reuse Distribution Reservoirs				0		0
375	Reuse Trans. And Distr. Equipment				0		0
380	Treatment and Disposal Equipment	436,702			436,702	436,702	0
381	Plant Sewers	103,147	1,470		104,617	78,135	26,482
382	Outfall Sewer Lines				0		0
389	Other Plant and Misc. Equipment	27,595			27,595	18,320	9,275
390	Office Furniture and Equipment	981			981	908	73
390.1	Computer & Software				0		0
391	Transportation Equipment		15,423		15,423	3,084	12,339
392	Stores Equipment				0		0
393	Tools, Shop and Garage Equipment	642	429		1,071	271	800
394	Laboratory Equipment				0		0
395	Power Operated Equipment				0		0
396	Communication Equipment				0		0
397	Miscellaneous Equipment				0		0
398	Other Tangible Plant				0		0
	Totals	\$2,464,924	\$28,431	\$0	\$2,493,355	\$1,943,105	\$550,250

Instructions: Fill out the Grey Cells with the relevent information. Input 0 or none if there is nothing recorded in that account or there is no applicable information to report.

Baca Float Water Company
Annual Report
Depreciation Expense for the Current Year (Wastewater)
12/31/18

Depreciation Expense for the Current Year (Wastewater)								
Account No.	Description	Beginning Year Original Cost	Current Year Additions	Current Year Retirements	Adjusted Original Cost	Fully Depreciated/Non-depreciable Plant	Depreciation Percentages	Depreciation Expense
351	Organization	\$0	\$0	\$0	\$0	\$0		\$0
352	Franchises	0	0	0	0			0
353	Land and Land Rights	1,084	0	0	1,084	1,084		0
354	Structures and Improvements	79,242	0	0	79,242		3.33%	2,639
355	Power Generation Equipment	1,935	0	0	1,935		5.00%	97
360	Collections Wastewater - Force	0	0	0	0			0
361	Collections Wastewater - Gravity	1,807,390	0	0	1,807,390		2.00%	36,148
362	Special Collecting Structures	0	5,200	0	5,200		2.00%	52
363	Services to Customers	5,913	0	0	5,913		2.00%	118
364	Flow Measuring Devices	293	0	0	293		10.00%	29
365	Flow Measuring Installations	0	0	0	0			0
366	Reuse Services	0	0	0	0			0
367	Reuse Meters & Meter Installations	0	0	0	0			0
370	Receiving Wells	0	0	0	0			0
371	Pumping Equipment	0	5,909	0	5,909		25.00%	739
374	Reuse Distribution Reservoirs	0	0	0	0			0
375	Reuse Trans. And Distr. Equipment	0	0	0	0			0
380	Treatment and Disposal Equipment	436,702	0	0	436,702		2.23%	9,725
381	Plant Sewers	103,147	1,470	0	104,617		5.00%	5,194
382	Outfall Sewer Lines	0	0	0	0			0
389	Other Plant and Misc. Equipment	27,595	0	0	27,595		6.67%	1,841
390	Office Furniture and Equipment	981	0	0	981		6.67%	65
390.1	Computer & Software	0	0	0	0			0
391	Transportation Equipment	0	15,423	0	15,423		40.00%	3,085
392	Stores Equipment	0	0	0	0			0
393	Tools, Shop and Garage Equipment	642	429	0	1,071		5.00%	43
394	Laboratory Equipment	0	0	0	0			0
395	Power Operated Equipment	0	0	0	0			0
396	Communication Equipment	0	0	0	0			0
397	Miscellaneous Equipment	0	0	0	0			0
398	Other Tangible Plant	0	0	0	0			0
	Subtotal	\$2,464,924	\$28,431	\$0	\$2,493,355	\$1,084		\$59,774

Contribution(s) in Aid of Construction (Gross)	\$2,140,912
Less: Non Amortizable Contribution(s)	0
Fully Amortized Contribution(s)	0
Amortizable Contribution(s)	<u>\$2,140,912</u>
Times: Proposed Amortization Rate	2.73%
Amortization of CIAC	\$58,447
Less: Amortization of CIAC	<input type="text" value="\$58,447"/>
DEPRECIATION EXPENSE	<input type="text" value="\$1,327"/>

Instructions: Fill out the Grey Cells with the relevant information. Input 0 or none if there is nothing recorded in that account or there is no applicable information to report.

Baca Float Water Company
Annual Report
Balance Sheet Assets
12/31/18

Balance Sheet Assets				
	Assets		Balance at Beginning of Year (2018)	Balance at End of Year (2018)
Account No.	Current and Accrued Assets			
131	Cash		\$30,585	\$38,952
132	Special Deposits			
135	Temporary Cash Investments			
141	Customer Accounts Receivable		17,083	8,021
142	Other Accounts Receivable			
143	Accumulated Provision for Uncollectable Accounts			
146	Notes Receivable from Associated Companies			
151	Plant Material and Supplies			
162	Prepayments			442
173	Accrued Utility Revenue			
174	Miscellaneous Current and Accrued Assets			
	Total Current and Accrued Assets		\$47,668	\$47,415
	Deferred Debits			
186.1	Deferred Rate Case Expense		\$0	\$0
	Total Deferred Debits		\$0	\$0
	Fixed Assets			
101	Utility Plant in Service*		\$2,464,924	\$2,493,355
103	Property Held for Future Use			
105	Construction Work in Progress			
108	Accumulated Depreciation (enter as negative)*		(1,883,331)	(1,943,105)
121	Non-Utility Property			
122	Accumulated Depreciation - Non Utility			
	Total Fixed Assets		\$581,593	\$550,250
	Total Assets		\$629,261	\$597,665

Instructions: Fill out the Grey Cells with the relevant information. Input 0 or none if there is nothing recorded in that account or there is no applicable information to report.

Note these items feed automatically from the adjusted end of year balance from AR4.

Baca Float Water Company
Annual Report
Balance Sheet Liabilities and Owners Equity

Balance Sheet Liabilities and Owners Equity				
	Liabilities		Balance at Beginning of Year (2018)	Balance at End of Year (2018)
Account No.	Current Liabilities			
231	Accounts Payable		\$9,221	\$11,669
232	Notes Payable (Current Portion)			
234	Notes Payable to Associated Companies			
235	Customer Deposits			
236	Accrued Taxes		1,679	1,657
237	Accrued Interest			
241	Miscellaneous Current and Accrued Liabilities			
253	Other Deferred Credits			
	Total Current Liabilities		\$10,900	\$13,326
	Long Term Debt			
224	Long Term Debt (Notes and Bonds)		\$0	\$0
	Total Long Term Debt		\$0	\$0
	Deferred Credits			
252	Advances in Aid of Construction		\$0	\$0
255	Accumulated Deferred Investment Tax Credits			
271	Contributions in Aid of Construction		2,140,912	2,140,912
272	Less: Amortization of Contributions		(1,693,704)	(1,752,151)
281	Accumulated Deferred Income Tax			(237,716)
	Total Deferred Credits		\$447,208	\$151,045
	Total Liabilities		\$458,108	\$164,371
	Capital Accounts			
201	Common Stock Issued		\$7,560	\$7,560
211	Other Paid-In Capital		822,758	822,759
215	Retained Earnings		(659,165)	(397,025)
218	Proprietary Capital (Sole Props and Partnerships)		0	
	Total Capital		\$171,153	\$433,294
	Total Liabilities and Capital		\$629,261	\$597,665

Instructions: Fill out the Grey Cells with the relevant information. Input 0 or none if there is nothing recorded in that account or there is no applicable information to report.

Note: Total liabilities and Capital must match total assets for the beginning and end of the year!

Baca Float Water Company
Annual Report
Wastewater Comparative Income Statement
12/31/18

Wastewater Comparative Income Statement			
Account No.	Calendar Year	Current Year 01/01/2018 -	Last Year 01/01/2017 -
	Operating Revenue		
521	Flat Rate Revenues	\$309,664	\$304,693
522	Measured Revenues		
534	Rents from Wastewater Property		
536	Other Wastewater Revenues	3,704	625
	Total Revenues	\$313,368	\$305,318
	Operating Expenses		
701	Salaries and Wages	\$52,779	\$66,718
704	Employee Pensions and Benefits	3,188	
710	Purchased Wastewater Treatment		
711	Sludge Removal Expense	4,095	2,633
715	Purchased Power	18,158	14,000
716	Fuel for Power Production		
718	Chemicals	8,157	7,946
720	Materials and Supplies		2,687
720.1	Repairs and Maintenance	2,150	5,887
720.2	Office Supplies and Expense	2,384	6,990
721	Office Expense		
731	Contractual Services -Engineering		896
732	Contractual Services - Accounting	6,940	8,298
733	Contractual Services - Legal	726	5,221
734	Contractual Services - Management Fees	58,016	48,102
735	Contractual Services - Testing	9,320	9,352
736	Contractual Services - Other	9,469	4,701
740	Rents - Building	852	2,422
742	Rents - Equipment	483	981
750	Transportation Expenses	3,884	5,107
757	Insurance - General Liability	6,214	5,222
758	Insurance - Worker's Compensation	3,081	
759	Insurance - Other		
760	Advertising Expense		
766	Regulatory Commission Expense - Rate Case		
767	Regulatory Commission Expense - Other		
770	Bad Debt Expense		
775	Miscellaneous Expense	1,005	2,329
403	Depreciation Expense (From Schedule AR4)	1,327	9,397
408	Taxes Other Than Income		
408.11	Property Taxes	12,680	3,012
408.12	Payroll Taxes	4,145	7,818
409	Income Taxes	48,269	25
	Total Operating Expenses	\$257,322	\$219,744
	Operating Income / (Loss)	\$56,046	\$85,574
	Other Income / (Expense)		
414	Gain (Loss) on Dispositions	\$0	\$0
419	Interest and Dividend Income		
421	Non-Utility Income		5,265
426	Miscellaneous Non-Utility (Expense)	285,985	
427	Interest (Expense)	(216)	(972)
	Total Other Income / (Expense)	\$285,769	\$4,293
	Net Income / (Loss)	\$341,815	\$89,867

Instructions: Fill out the Grey Cells with the relevant information. Input 0 or none if there is nothing recorded in that account or there is no applicable information to report.

Full time equivalent employees

	Direct Company	Outside service	Total
President	0.0		0.0
Vice-president	0.0		0.0
Manager	0.0	unable to	#####
Engineering Staff	0.0	determine	#####
System Operator(s)	1.0	without	#####
Customer Service	0.0	significant	#####
Accounting	0.0	analysis	#####
Business Office	0.0		0.0
Rates Department	0.0		0.0
Administrative Staff	0.0		0.0
Other	0.0		0.0
Total	1.0	0.0	#####

Instructions: Fill out the Grey Cells with the relevant information. Input 0 or none if there is nothing recorded in that account or there is no applicable information to report. A full-time employee is based on 2080 total hours per year. Please calculate partial employees using 2080 hours.

Supplemental Financial Data (Long-Term Debt)				
	Loan #1	Loan #2	Loan #3	Loan #4
Date Issued	No loans			
Source of Loan				
ACC Decision No.				
Reason for Loan				
Dollar Amt. Issued				
Amount Outstanding				
Date of Maturity				
Interest Rate				
Current Year Interest				
Current Year Principal				

Meter Deposit Balance at Test Year End:	\$0
---	-----

Meter Deposits Refunded During the Test Year:	\$0
---	-----

List all bonds, notes, loans, and other types of indebtedness in which the proceeds were used in the provision of public utility service. Indebtedness incurred for personal uses by the owner of the utility should not be listed. Input 0 or none if there is nothing to report for that cell.

Baca Float Water Company
 Annual Report
 Wastewater Flows
 12/31/18

Wastewater Flows					
Month	Number of Services	Total Monthly Sewage Flow	Sewage Flow on Peak Day	Purchased Power Expense ¹	Purchased Power (kWh) ²
January	386	123,192	7,640	\$4,875	8,253
February	389	50,060	5,700	1,582	7,057
March	387	15,404	3,140	1,488	6,827
April	390	117,250	7,700	1,385	7,160
May	388	54,148	5,150	1,469	6,237
June	387	0	0	550	3,217
July	383	215,500	19,800	962	2,437
August	385	196,500	13,600	1,198	1,792
September	381	91,400	9,600	1,221	2,120
October	383	270,000	14,350	1,098	1,464
November	382	411,250	19,000	1,162	2,186
December	383	450,000	19,700	1,168	2,257
	Totals	1,994,704	125,380	\$18,158	51,007

Provide the following information as applicable per wastewater system:

Method of Effluent Disposal	Surface Water Discharge
Groundwater Permit Number	
ADEQ Aquifer Protection Permit ("APP") Number	APP 102959
ADEQ Reuse Permit Number	
EPA NPDES Permil Number	
APP Effluent Treatment Requirement (Class)?	
Permitted Flow Rate	
Permitted Organic Capacity	
Hydraulic Capacity	
Type of Biological Treatment	

In the space below, list all violations within the past 12 months:

N/A

Note: If you are filing for more than one system, please provide separate sheets for each system.

¹ Enter the total purchased power costs for the power meters associated with this system.

² Enter the total purchased kWh used by the power meters associated with this system.

Instructions: Fill out the Grey Cells with the relevent information. Input 0 or none if there is nothing recorded in that account or there is no applicable information to report.

Property Taxes	
-----------------------	--

Amount of actual property taxes paid during Calendar Year 2018 was	\$6,340
--	---------

If no property taxes paid, explain why. N/A
--

Instructions: Fill out the Grey Cells with the relevent information. Input 0 or none if there is nothing recorded in that account or there is no applicable information to report.

Company Name: Baca Float Water Company
Docket No.: WS-01678A

Name of System: Baca Float Water Company
Wastewater Inventory Number (if applicable):

2018 Utility Shutoffs / Disconnects			
Month	Termination without Notice R14-2-609.B	Termination with Notice R14-2-609.C	Other
January	0	0	0
February	0	12	0
March	0	9	0
April	0	5	0
May	0	5	0
June	0	9	0
July	0	3	0
August	0	0	0
September	0	0	0
October	0	3	0
November	0	7	0
December	0	0	0
Total	0	53	0

Other (description):
 N/A

Instructions: Fill out the Grey Cells with the relevent information. Input 0 or none if there is nothing recorded in that account or there is no applicable information to report.

RECEIVED

MAY 01 2019

Baca Float Water Company
Annual Report
Verification and Sworn Statement (Taxes)
12/31/18

ARIZONA CORP COMMISSION
UTILITIES DIVISION - DIRECTOR'S OFFICE

Verification and Sworn Statement (Taxes)

Verification: State of Arizona, the undersigned of the
(state name)

County of (county name): Pima
Name (owner or official) title: Bonnie O'Connor, Manager
Company name: Baca Float Water Company

DO SAY THAT THIS ANNUAL UTILITY PROPERTY TAX AND SALES TAX REPORT TO THE ARIZONA CORPORATION COMMISSION.

FOR THE YEAR ENDING: 12/31/18

HAS BEEN PREPARED UNDER MY DIRECTION, FROM THE ORIGINAL BOOKS, PAPERS AND RECORDS OF SAID UTILITY; THAT I HAVE CAREFULLY EXAMINED THE SAME, AND DECLARE THE SAME TO BE A COMPLETE AND CORRECT STATEMENT OF BUSINESS AND AFFAIRS OF SAID UTILITY FOR THE PERIOD COVERED BY THIS REPORT IN RESPECT TO EACH AND EVERY MATTER AND THING SET FORTH, TO THE BEST OF MY KNOWLEDGE, INFORMATION AND BELIEF.

Sworn Statement: I HEREBY ATTEST THAT ALL PROPERTY TAXES FOR SAID COMPANY ARE CURRENT AND PAID IN FULL.

I HEREBY ATTEST THAT ALL SALES TAXES FOR SAID COMPANY ARE CURRENT AND PAID IN FULL.

[Signature]
signature of owner/official


520.623.5172
telephone no.

SUBSCRIBED AND SWORN TO BEFORE ME A NOTARY PUBLIC
IN AND FOR THE COUNTY

THIS 30th DAY OF Pima
(county name)
April 2019
(month) and (year)

MY COMMISSION EXPIRES 5/27/19
(date)

[Signature]
(signature of notary public)



MAY 01 2019

ARIZONA CORP COMMISSION
UTILITIES DIVISION - DIRECTOR'S OFFICE

Baca Float Water Company
Annual Report
Verification and Sworn Statement
12/31/18

Verification and Sworn Statement

Verification:

State of Arizona I, the undersigned of the
(state name)
County of (county name): Pima
Name (owner or official) title: Bonnie O'Connor, Manager
Company name: Baca Float Water Company - Sewer

DO SAY THAT THIS ANNUAL UTILITY PROPERTY TAX AND SALES TAX REPORT TO THE ARIZONA CORPORATION COMMISSION.

FOR THE YEAR ENDING: 12/31/18

HAS BEEN PREPARED UNDER MY DIRECTION, FROM THE ORIGINAL BOOKS, PAPERS AND RECORDS OF SAID UTILITY; THAT I HAVE CAREFULLY EXAMINED THE SAME, AND DECLARE THE SAME TO BE A COMPLETE AND CORRECT STATEMENT OF BUSINESS AND AFFAIRS OF SAID UTILITY FOR THE PERIOD COVERED BY THIS REPORT IN RESPECT TO EACH AND EVERY MATTER AND THING SET FORTH, TO THE BEST OF MY KNOWLEDGE, INFORMATION AND BELIEF.

Sworn Statement: IN ACCORDANCE WITH THE REQUIREMENTS OF TITLE 40, ARTICLE 8, SECTION 40-401, ARIZONA REVISED STATUTES, IT IS HEREIN REPORTED THAT THE GROSS OPERATING REVENUE OF SAID UTILITY DERIVED FROM ARIZONA INTRASTATE UTILITY OPERATIONS DURING THE CALENDAR YEAR WAS:

Arizona Intrastate Gross Operating Revenues Only (\$)

\$334,113

(The amount in the box above includes

\$20,745 in sales taxes
billed or collected)


[Signature]
signature of owner/official

520.623.5172
telephone no.

SUBSCRIBED AND SWORN TO BEFORE ME A NOTARY PUBLIC
IN AND FOR THE COUNTY

THIS 30th DAY OF Pima
(county name)
April 2019
(month) and (year)

MY COMMISSION EXPIRES 5/27/19
(date)



[Signature]
(signature of notary public)

Verification and Sworn Statement (Residential Revenue)

RECEIVED

Verification:

State of Arizona I, the undersigned of the
(state name)

MAY 01 2019

County of (county name): Pima
Name (owner or official) title: Bonnie O'Connor, Manager
Company name: Baca Float Water Company - Sewer

ARIZONA CORP COMMISSION
UTILITIES DIVISION - DIRECTOR'S OFFICE

DO SAY THAT THIS ANNUAL UTILITY PROPERTY TAX AND SALES TAX REPORT TO THE ARIZONA CORPORATION COMMISSION.

FOR THE YEAR ENDING: 12/31/18

HAS BEEN PREPARED UNDER MY DIRECTION, FROM THE ORIGINAL BOOKS, PAPERS AND RECORDS OF SAID UTILITY; THAT I HAVE CAREFULLY EXAMINED THE SAME, AND DECLARE THE SAME TO BE A COMPLETE AND CORRECT STATEMENT OF BUSINESS AND AFFAIRS OF SAID UTILITY FOR THE PERIOD COVERED BY THIS REPORT IN RESPECT TO EACH AND EVERY MATTER AND THING SET FORTH, TO THE BEST OF MY KNOWLEDGE, INFORMATION AND BELIEF.

Sworn Statement: IN ACCORDANCE WITH THE REQUIREMENTS OF TITLE 40, ARTICLE 8, SECTION 40-401, ARIZONA REVISED STATUTES, IT IS HEREIN REPORTED THAT THE GROSS OPERATING REVENUE OF SAID UTILITY DERIVED FROM ARIZONA INTRASTATE UTILITY OPERATIONS RECEIVED FROM RESIDENTIAL CUSTOMERS DURING THE CALENDAR YEAR WAS:

Arizona Intrastate Gross Operating Revenues Only (\$)

\$315,741
(The amount in the box above includes
\$19,366 in sales taxes
billed or collected)

Bonnie O'Connor
signature of owner/official


520.623.5172
telephone no.

SUBSCRIBED AND SWORN TO BEFORE ME A NOTARY PUBLIC
IN AND FOR THE COUNTY

Pima
(county name)

THIS 30th DAY OF April 2019
(month) and (year)

MY COMMISSION EXPIRES 5/27/19
(date)



Paul Juhl
(signature of notary public)