

ANNUAL REPORT

Of

Company Name: Clear Springs Utility Company, Inc.
PO Box 85160

Mailing Address: Tucson AZ
85754

Docket No.: WS-01689A
For the Year Ended: 12/31/19

**RECEIVED
BY EMAIL**
5/14/2020, 12:34 PM
ARIZONA CORPORATION COMMISSION
UTILITIES DIVISION

WASTEWATER UTILITY

To

Arizona Corporation Commission

Due on April 15th

Email: rdelafuente@azcc.gov, mail or deliver the completed Annual Report to:
Arizona Corporation Commission
Compliance Section - Utilities Division
1200 West Washington Street
Phoenix, Arizona 85007

Application Type: Original Filing
Application Date: 5/14/2020

ARIZONA CORPORATION COMMISSION
WASTEWATER UTILITY ANNUAL REPORT
Clear Springs Utility Company, Inc.
A Class Utility

For the Calendar Year Ended: 12/31/19

Primary Address:
City: State: Zip Code:

Telephone Number:

Date of Original Organization of Utility:

Person to whom correspondence should be addressed concerning this report:

Name:
Telephone No. :
Address:
City: State: Zip Code:
Email:

Name:
Telephone No. :
Address:
City: State: Zip Code:
Email:

Name:
Telephone No. :
Address:
City: State: Zip Code:
Email:

Name:
Telephone No. :
Address:
City: State: Zip Code:
Email:

Name:
Telephone No. :
Address:
City: State: Zip Code:
Email:

Ownership:

Counties Served:

Important changes during the year
--

No	For those companies not subject to the affiliated interest rules, has there been a change in ownership or direct control during the year?
	If yes, please provide specific details in the box below.
	N/A

No	Has the company been notified by any other regulatory authorities during the year, that they are out of compliance?
	If yes, please provide specific details in the box below.
	N/A

Utility Plant in Service (Wastewater)							
Account No.	Description	Beginning Year Original Cost	Current Year Additions	Current Year Retirements	Adjusted Original Cost	Accumulated Depreciation	OCLD (OC less AD)
351	Organization	\$0			\$0	\$0	\$0
352	Franchises	0			0	0	0
353	Land and Land Rights	4,654			4,654	0	4,654
354	Structures and Improvements	9,504			9,504	9,504	0
355	Power Generation Equipment	0			0	0	0
360	Collections Wastewater - Force	281,438	45,688		327,126	271,034	56,092
361	Collections Wastewater - Gravity	0			0	0	0
362	Special Collecting Structures	0			0	0	0
363	Services to Customers	9,880			9,880	5,953	3,927
364	Flow Measuring Devices	0			0	0	0
365	Flow Measuring Installations	0			0	0	0
366	Reuse Services	0			0	0	0
367	Reuse Meters & Meter Installations	0			0	0	0
370	Receiving Wells	0			0	0	0
371	Pumping Equipment	69,636	20,233		89,869	13,505	76,364
374	Reuse Distribution Reservoirs	0			0	0	0
375	Reuse Trans. And Distr. Equipment	0			0	0	0
380	Treatment and Disposal Equipment	487			487	408	79
381	Plant Sewers	0			0	0	0
382	Outfall Sewer Lines	0			0	0	0
389	Other Plant and Misc. Equipment	0			0	0	0
390	Office Furniture and Equipment	0			0	0	0
390.1	Computer & Software	0			0	0	0
391	Transportation Equipment	0			0	0	0
392	Stores Equipment	0			0	0	0
393	Tools, Shop and Garage Equipment	3,173			3,173	3,005	168
394	Laboratory Equipment	0			0	0	0
395	Power Operated Equipment	0			0	0	0
396	Communication Equipment	0			0	0	0
397	Miscellaneous Equipment	0			0	0	0
398	Other Tangible Plant	0			0	0	0
	Totals	\$378,772	\$65,921	\$0	\$444,693	\$303,409	\$141,284

Instructions: Fill out the Grey Cells with the relevant information. Input 0 or none if there is nothing recorded in that account or there is no applicable information to report.

Clear Springs Utility Company, Inc.
Annual Report
Depreciation Expense for the Current Year (Wastewater)
12/31/19

Depreciation Expense for the Current Year (Wastewater)								
Account No.	Description	Beginning Year Original Cost	Current Year Additions	Current Year Retirements	Adjusted Original Cost	Fully Depreciated/Non-depreciable Plant	Depreciation Percentages	Depreciation Expense
351	Organization	\$0	\$0	\$0	\$0		0.00%	\$0
352	Franchises	0	0	0	0		0.00%	0
353	Land and Land Rights	4,654	0	0	4,654	4,654	0.00%	0
354	Structures and Improvements	9,504	0	0	9,504	9,504	3.33%	0
355	Power Generation Equipment	0	0	0	0		0.00%	0
360	Collections Wastewater - Force	281,438	45,688	0	327,126	266,052	2.00%	765
361	Collections Wastewater - Gravity	0	0	0	0		0.00%	0
362	Special Collecting Structures	0	0	0	0		0.00%	0
363	Services to Customers	9,880	0	0	9,880		2.00%	198
364	Flow Measuring Devices	0	0	0	0		0.00%	0
365	Flow Measuring Installations	0	0	0	0		0.00%	0
366	Reuse Services	0	0	0	0		0.00%	0
367	Reuse Meters & Meter Installations	0	0	0	0		0.00%	0
370	Receiving Wells	0	0	0	0		0.00%	0
371	Pumping Equipment	69,636	20,233	0	89,869		12.50%	13,581
374	Reuse Distribution Reservoirs	0	0	0	0		0.00%	0
375	Reuse Trans. And Distr. Equipment	0	0	0	0		0.00%	0
380	Treatment and Disposal Equipment	487	0	0	487		5.00%	24
381	Plant Sewers	0	0	0	0		0.00%	0
382	Outfall Sewer Lines	0	0	0	0		0.00%	0
389	Other Plant and Misc. Equipment	0	0	0	0		0.00%	0
390	Office Furniture and Equipment	0	0	0	0		0.00%	0
390.1	Computer & Software	0	0	0	0		0.00%	0
391	Transportation Equipment	0	0	0	0		0.00%	0
392	Stores Equipment	0	0	0	0		0.00%	0
393	Tools, Shop and Garage Equipment	3,173	0	0	3,173	2,925	5.00%	12
394	Laboratory Equipment	0	0	0	0		0.00%	0
395	Power Operated Equipment	0	0	0	0		0.00%	0
396	Communication Equipment	0	0	0	0		0.00%	0
397	Miscellaneous Equipment	0	0	0	0		0.00%	0
398	Other Tangible Plant	0	0	0	0		0.00%	0
	Subtotal	\$378,772	\$65,921	\$0	\$444,693	\$283,135		\$14,580

Contribution(s) in Aid of Construction (Gross)	\$132,017
Less: Non Amortizable Contribution(s)	0
Fully Amortized Contribution(s)	82,012
Amortizable Contribution(s)	\$50,005
Times: Proposed Amortization Rate	2.40%
Amortization of CIAC	\$1,204
Less: Amortization of CIAC	\$1,204
DEPRECIATION EXPENSE	\$13,376

Instructions: Fill out the Grey Cells with the relevent information. Input 0 or none if there is nothing recorded in that account or there is no applicable information to report.

Clear Springs Utility Company, Inc.
Annual Report
Balance Sheet Assets
12/31/19

Balance Sheet Assets				
	Assets		Balance at Beginning of Year (2019)	Balance at End of Year (2019)
Account No.	Current and Accrued Assets			
131	Cash		\$157,154	\$77,877
132	Special Deposits			
135	Temporary Cash Investments			
141	Customer Accounts Receivable		6,714	10,918
142	Other Accounts Receivable			
143	Accumulated Provision for Uncollectable Accounts			
146	Notes Receivable from Associated Companies			
151	Plant Material and Supplies			
162	Prepayments			
173	Accrued Utility Revenue			
174	Miscellaneous Current and Accrued Assets		17,349	16,873
	Total Current and Accrued Assets		\$181,217	\$105,669
	Deferred Debits			
186.1	Deferred Rate Case Expense		\$0	\$0
	Total Deferred Debits		\$0	\$0
	Fixed Assets			
101	Utility Plant in Service*		\$378,772	\$444,693
103	Property Held for Future Use		495	0
105	Construction Work in Progress		24,230	0
108	Accumulated Depreciation (enter as negative)*		(288,829)	(303,409)
121	Non-Utility Property			
122	Accumulated Depreciation - Non Utility			
	Total Fixed Assets		\$114,668	\$141,284
	Total Assets		\$295,885	\$246,953

Instructions: Fill out the Grey Cells with the relevant information. Input 0 or none if there is nothing recorded in that account or there is no applicable information to report.

Note these items feed automatically from the adjusted end of year balance from AR4.

Clear Springs Utility Company, Inc.
Annual Report
Balance Sheet Liabilities and Owners Equity

Balance Sheet Liabilities and Owners Equity				
	Liabilities		Balance at Beginning of Year (2019)	Balance at End of Year (2019)
Account No.	Current Liabilities			
231	Accounts Payable		\$60,650	\$3,577
232	Notes Payable (Current Portion)			
234	Notes Payable to Associated Companies			
235	Customer Deposits			
236	Accrued Taxes		491	2,879
237	Accrued Interest			
241	Miscellaneous Current and Accrued Liabilities			193
253	Other Deferred Credits			
	Total Current Liabilities		\$61,141	\$6,649
	Long Term Debt			
224	Long Term Debt (Notes and Bonds)		\$131,419	\$126,778
	Total Long Term Debt		\$131,419	\$126,778
	Deferred Credits			
252	Advances in Aid of Construction		\$0	\$0
255	Accumulated Deferred Investment Tax Credits			
271	Contributions in Aid of Construction		132,017	132,017
272	Less: Amortization of Contributions		(92,470)	(93,675)
281	Accumulated Deferred Income Tax		16,538	4,804
	Total Deferred Credits		\$56,085	\$43,146
	Total Liabilities		\$248,645	\$176,573
	Capital Accounts			
201	Common Stock Issued		\$0	\$0
211	Other Paid-In Capital		797,825	798,127
215	Retained Earnings		(750,585)	(727,747)
218	Proprietary Capital (Sole Props and Partnerships)			
	Total Capital		\$47,240	\$70,380
	Total Liabilities and Capital		\$295,885	\$246,953

Instructions: Fill out the Grey Cells with the relevant information. Input 0 or none if there is nothing recorded in that account or there is no applicable information to report.

Note: Total liabilities and Capital must match total assets for the beginning and end of the year!

Wastewater Comparative Income Statement			
Account No.	Calendar Year	Current Year 01/01/2019 - 12/31/2019	Last Year 01/01/2018 - 12/31/2018
	Operating Revenue		
521	Flat Rate Revenues	\$0	\$0
522	Measured Revenues	70,587	69,304
534	Rents from Wastewater Property		
536	Other Wastewater Revenues	22,012	2,716
	Total Revenues	\$92,599	\$72,020
	Operating Expenses		
701	Salaries and Wages	\$0	\$0
704	Employee Pensions and Benefits		
710	Purchased Wastewater Treatment		
711	Sludge Removal Expense		
715	Purchased Power	2,062	1,589
716	Fuel for Power Production		
718	Chemicals		
720	Materials and Supplies		
720.1	Repairs and Maintenance	2,916	7,281
720.2	Office Supplies and Expense		
721	Office Expense	2,701	3,476
731	Contractual Services -Engineering		
732	Contractual Services - Accounting	5,453	2,846
733	Contractual Services - Legal	74	164
734	Contractual Services - Management Fees	46,125	38,564
735	Contractual Services - Testing	5,256	4,399
736	Contractual Services - Other		525
740	Rents - Building		384
742	Rents - Equipment		
750	Transportation Expenses	3,125	3,280
757	Insurance - General Liability	667	1,351
758	Insurance - Worker's Compensation		
759	Insurance - Other		
760	Advertising Expense		
766	Regulatory Commission Expense - Rate Case		1,550
767	Regulatory Commission Expense - Other		
770	Bad Debt Expense	12	292
775	Miscellaneous Expense	1,687	
403	Depreciation Expense (From Schedule AR4)	13,376	10,325
408	Taxes Other Than Income		
408.11	Property Taxes	3,333	3,045
408.12	Payroll Taxes		
409	Income Taxes	2,642	25,042
	Total Operating Expenses	\$89,429	\$104,113
	Operating Income / (Loss)	\$3,170	(\$32,093)
	Other Income / (Expense)		
414	Gain (Loss) on Dispositions	\$0	\$0
419	Interest and Dividend Income	925	268
421	Non-Utility Income	599	51,212
426	Miscellaneous Non-Utility (Expense)		8,409
427	Interest (Expense)	(9,520)	(1,278)
	Total Other Income / (Expense)	(\$7,996)	\$58,611
	Net Income / (Loss)	(\$4,826)	\$26,518

Instructions: Fill out the Grey Cells with the relevant information. Input 0 or none if there is nothing recorded in that account or there is no applicable information to report.

Full time equivalent employees

	Direct Company	Allocated	Outside service	Total
President				0.0
Vice-president				0.0
Manager			unable to	0.0
Engineering Staff			determine	0.0
System Operator(s)			without	0.0
Customer Service			significant	0.0
Accounting			analysis	0.0
Business Office				0.0
Rates Department				0.0
Administrative Staff				0.0
Other				0.0
Total	0.0	0.0	0.0	0.0

Instructions: Fill out the Grey Cells with the relevant information. Input 0 or none if there is nothing recorded in that account or there is no applicable information to report. A full-time employee is based on 2080 total hours per year. Please calculate partial employees using 2080 hours.

Supplemental Financial Data (Long-Term Debt)				
	Loan #1	Loan #2	Loan #3	Loan #4
Date Issued	7/20/2018			
Source of Loan	CoBank			
ACC Decision No.	76717			
Reason for Loan	System Improvements			
Dollar Amt. Issued	131,419			
Amount Outstanding	126,778			
Date of Maturity	12/20/2038			
Interest Rate	5.86%			
Current Year Interest	9,520			
Current Year Principal	4,642			

Meter Deposit Balance at Test Year End:	\$0
---	-----

Meter Deposits Refunded During the Test Year:	\$0
---	-----

List all bonds, notes, loans, and other types of indebtedness in which the proceeds were used in the provision of public utility service. Indebtedness incurred for personal uses by the owner of the utility should not be listed. Input 0 or none if there is nothing to report for that cell.

Wastewater Utility Plant Description	
Name of System:	Clear Springs Sewer Division
Wastewater Inventory Number (if applicable):	N/A
Type of Treatment	Anaerobic Lagoon
Design Capacity of Plant (Gallons per day)	300,000

LIFT STATION FACILITIES					
Location	Quantity of Pumps	Horsepower Per Pump	Rated Capacity Per Pump (GPM)	Wet Well Capacity (gals)	Year Constructed
SW corner Ford/Allen	2	7.5	1,200	2,000	1972

FORCE MAINS		
Size	Material	Length (Feet)
8 inch	AC	1,200

MANHOLES	
Type	Quantity
Standard	160
Drop	0

CLEANOUTS
Quantity
11

Note: If you are filing for more than one system, please provide separate sheets for each system.

Instructions: Fill out the Grey Cells with the relevant information. Input 0 or none if there is nothing recorded in that account or there is no applicable information to report. Copy and paste this sheet as many times as is necessary.

Wastewater Utility Plant Description (Continued)					
GRAVITY MAINS			SERVICES/LATERALS		
Sizes (inches)	Material	Length (feet)	Size (inches)	Material	Quantity
6	AC	1,225	4	AC	391
6	PVC	3,730			
8	AC	24,200			
8	CLAY	56,000			
12	AC	3,000			

For the following five items, list the utility owned assets in each category for each system.

SOLIDS PROCESSING AND HANDLING FACILITIES	Three clay lined ponds with aeration and one unlined pond for percolation
DISINFECTION EQUIPMENT (Chlorinator, Ultra-Violet, Etc.)	N/A
FILTRATION EQUIPMENT (Rapid Sand, Slow Sand, Activated Carbon, Etc.)	N/A
STRUCTURES (Buildings, Fences, Etc.)	Fencing around lagoons
Other (Laboratory Equipment, Tools, Vehicles, Standby, Power Generators, Etc.)	Two 500 gpm, 7.4 hp, 460 volt, 1750 rpm submersible sewage pumps and Duplex electrical control panel; one 22 kw generator LP and 250 gallon LP tank.

Note: If you are filing for more than one system, please provide separate sheets for each system.

Instructions: Fill out the Grey Cells with the relevant information. Input 0 or none if there is nothing recorded in that account or there is no applicable information to report. Copy and paste this sheet as many times as is necessary.

Wastewater Flows					
Month	Number of Services	Total Monthly Sewage Flow (Gallons)	Sewage Flow on Peak Day	Purchased Power Expense ¹	Purchased Power (kWh) ²
January	368	810,092	6,533	\$137	516
February	367	956,968	8,544	156	671
March	368	851,184	6,864	200	824
April	367	619,184	5,167	184	688
May	368	1,074,448	8,665	156	664
June	368	1,116,904	9,308	130	453
July	362	1,057,210	9,007	144	573
August	361	982,152	7,921	134	494
September	363	1,150,808	9,590	133	484
October	365	1,036,316	8,357	202	576
November	363	1,182,292	9,852	145	612
December	363	1,020,864	8,233	122	398
	Totals	11,858,422	98,041	\$1,843	6,953

Provide the following information as applicable per wastewater system:

Method of Effluent Disposal	Evaporation Ponds
Groundwater Permit Number	100824
ADEQ Aquifer Protection Permit ("APP") Number	P100824
ADEQ Reuse Permit Number	N/A
EPA NPDES Permil Number	N/A
APP Effluent Treatment Requirement (Class)?	N/A
Permitted Flow Rate	0.069 MGD
Permitted Organic Capacity	No limit specified
Hydraulic Capacity	No limit specified
Type of Biological Treatment	N/A

In the space below, list all violations within the past 12 months:

Late 3rd quarter SMRF and excessive vegetation around sewer ponds. All violations have been corrected. Currently in compliance.

Note: If you are filing for more than one system, please provide separate sheets for each system.

¹ Enter the total purchased power costs for the power meters associated with this system.
² Enter the total purchased kWh used by the power meters associated with this system.

Instructions: Fill out the Grey Cells with the relevent information. Input 0 or none if there is nothing recorded in that account or there is no applicable information to report.

Other Wastewater System Information

Provide a calculation used to determine the value of one wastewater equivalent residential connection (ERC).

Use one of the following methods:

- (a) If actual flow data are available from the preceding 12 months, divide the total annual single family residence (SFR) gallons sold by the average number of single family residence customers for the same period and divide the result by 365 days.
- (b) If no historical flow data are available, use:
 $ERC = (\text{Total SFR gallons treated (Omit 000)} / 365 \text{ days} / 280 \text{ gallons per day})$

For wastewater only utilities:

Subtract all general use and other non residential customer gallons from the total gallons treated. Divide the remainder (SFR customers) by 365 days to reveal single family residence customer gallons per day.

NOTE: Total gallons treated includes both treated and purchased treatment.

ERC
Method used:

What is the present system connection capacity (in ERCs *) using existing lines?

What is the future system connection capacity (in ERCs *) upon service area buildout?

Describe any plans and estimated completion dates for any enlargements or improvements of this system.

None - did make significant improvements in 2019.

If the utility uses reuse as a means of effluent disposal, attach a list of the reuse end users and the amount of reuse provided to each, if known.

NA

If the utility does not engage in reuse, has a reuse feasibility study been completed?

If so, when?

NA

Clear Springs Utility Company, Inc.
 Annual Report
 Utility Shutoffs / Disconnects
 12/31/19

Utility Shutoffs / Disconnects	
Name of System:	Clear Springs Sewer Division
Wastewater Inventory Number (if applicable):	N/A

Month	Termination without Notice R14-2-609.B	Termination with Notice R14-2-609.C	Other
January	0	0	0
February	0	0	0
March	0	0	0
April	0	0	0
May	0	0	0
June	0	0	0
July	0	0	0
August	0	0	0
September	0	0	0
October	0	0	0
November	0	0	0
December	0	0	0
Total	0	0	0

Other (description):

Instructions: Fill out the Grey Cells with the relevent information. Input 0 or none if there is nothing recorded in that account or there is no applicable information to report.

Clear Springs Utility Company, Inc.
Annual Report
Property Taxes
12/31/19

Property Taxes	
-----------------------	--

Amount of actual property taxes paid during Calendar Year 2019 was	
--	--

\$3,189

If no property taxes paid, explain why.

N/A

Instructions: Fill out the Grey Cells with the relevant information. Input 0 or none if there is nothing recorded in that account or there is no applicable information to report.

Verification and Sworn Statement (Taxes)

Verification: State of Arizona, I, the undersigned of the
(state name)

County of (county name): Maricopa
Name (owner or official) title: Bryan Thomas, CFO
Company name: Clear Springs Utility Company, Inc.

DO SAY THAT THIS ANNUAL UTILITY PROPERTY TAX AND SALES TAX REPORT TO THE ARIZONA CORPORATION COMMISSION.

FOR THE YEAR ENDING: 12/31/19

HAS BEEN PREPARED UNDER MY DIRECTION, FROM THE ORIGINAL BOOKS, PAPERS AND RECORDS OF SAID UTILITY; THAT I HAVE CAREFULLY EXAMINED THE SAME, AND DECLARE THE SAME TO BE A COMPLETE AND CORRECT STATEMENT OF BUSINESS AND AFFAIRS OF SAID UTILITY FOR THE PERIOD COVERED BY THIS REPORT IN RESPECT TO EACH AND EVERY MATTER AND THING SET FORTH, TO THE BEST OF MY KNOWLEDGE, INFORMATION AND BELIEF.

Sworn Statement: I HEREBY ATTEST THAT ALL PROPERTY TAXES FOR SAID COMPANY ARE CURRENT AND PAID IN FULL.

I HEREBY ATTEST THAT ALL SALES TAXES FOR SAID COMPANY ARE CURRENT AND PAID IN FULL.

**RECEIVED
BY EMAIL**

4/30/2020, 03:04 PM
ARIZONA CORPORATION COMMISSION
UTILITIES DIVISION

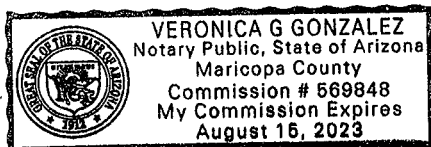
B.T.
signature of owner/official

623-935-1100
telephone no.

SUBSCRIBED AND SWORN TO BEFORE ME A NOTARY PUBLIC
IN AND FOR THE COUNTY

THIS 30th DAY OF April 2020
(month) and (year)

MY COMMISSION EXPIRES 8/15/23
(date)



Veronica G Gonzalez
(signature of notary public)

Verification and Sworn Statement

Verification:

State of Arizona I, the undersigned of the
(state name)

County of (county name): Maricopa
Name (owner or official) title: Bryan Thomas, CFO
Company name: Clear Springs Utility Company, Inc.

DO SAY THAT THIS ANNUAL UTILITY PROPERTY TAX AND SALES TAX REPORT TO THE ARIZONA CORPORATION COMMISSION.

FOR THE YEAR ENDING: 12/31/19

HAS BEEN PREPARED UNDER MY DIRECTION, FROM THE ORIGINAL BOOKS, PAPERS AND RECORDS OF SAID UTILITY; THAT I HAVE CAREFULLY EXAMINED THE SAME, AND DECLARE THE SAME TO BE A COMPLETE AND CORRECT STATEMENT OF BUSINESS AND AFFAIRS OF SAID UTILITY FOR THE PERIOD COVERED BY THIS REPORT IN RESPECT TO EACH AND EVERY MATTER AND THING SET FORTH, TO THE BEST OF MY KNOWLEDGE, INFORMATION AND BELIEF.

Sworn Statement: IN ACCORDANCE WITH THE REQUIREMENTS OF TITLE 40, ARTICLE 8, SECTION 40-401, ARIZONA REVISED STATUTES, IT IS HEREIN REPORTED THAT THE GROSS OPERATING REVENUE OF SAID UTILITY DERIVED FROM ARIZONA INTRASTATE UTILITY OPERATIONS DURING THE CALENDAR YEAR WAS:

Arizona Intrastate Gross Operating Revenues Only (\$)

\$98,265

(The amount in the box above includes

\$5,666 in sales taxes
billed or collected)

**RECEIVED
BY EMAIL**

4/30/2020, 03:04 PM

ARIZONA CORPORATION COMMISSION
UTILITIES DIVISION

Bryan Thomas
signature of owner/official

623-935-1100

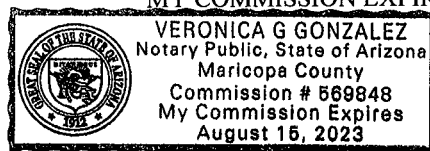
telephone no.

SUBSCRIBED AND SWORN TO BEFORE ME A NOTARY PUBLIC
IN AND FOR THE COUNTY

THIS 30th DAY OF April 2020
(month) and (year)

MY COMMISSION EXPIRES

8/15/23
(date)



Veronica G Gonzalez
(signature of notary public)

Verification and Sworn Statement (Residential Revenue)

Verification:

State of Arizona I, the undersigned of the
(state name)

County of (county name): Maricopa
Name (owner or official) title: Bryan Thomas, CFO
Company name: Clear Springs Utility Company, Inc.

DO SAY THAT THIS ANNUAL UTILITY PROPERTY TAX AND SALES TAX REPORT TO THE ARIZONA CORPORATION COMMISSION.

FOR THE YEAR ENDING: 12/31/19

HAS BEEN PREPARED UNDER MY DIRECTION, FROM THE ORIGINAL BOOKS, PAPERS AND RECORDS OF SAID UTILITY; THAT I HAVE CAREFULLY EXAMINED THE SAME, AND DECLARE THE SAME TO BE A COMPLETE AND CORRECT STATEMENT OF BUSINESS AND AFFAIRS OF SAID UTILITY FOR THE PERIOD COVERED BY THIS REPORT IN RESPECT TO EACH AND EVERY MATTER AND THING SET FORTH, TO THE BEST OF MY KNOWLEDGE, INFORMATION AND BELIEF.

Sworn Statement: IN ACCORDANCE WITH THE REQUIREMENTS OF TITLE 40, ARTICLE 8, SECTION 40-401, ARIZONA REVISED STATUTES, IT IS HEREIN REPORTED THAT THE GROSS OPERATING REVENUE OF SAID UTILITY DERIVED FROM ARIZONA INTRASTATE UTILITY OPERATIONS RECEIVED FROM RESIDENTIAL CUSTOMERS DURING THE CALENDAR YEAR WAS:

Arizona Intrastate Gross Operating Revenues Only (\$)

\$91,556

(The amount in the box above includes

\$5,279 in sales taxes
billed or collected)

**RECEIVED
BY EMAIL**

4/30/2020, 03:04 PM

ARIZONA CORPORATION COMMISSION
UTILITIES DIVISION

B. Thomas
signature of owner/official

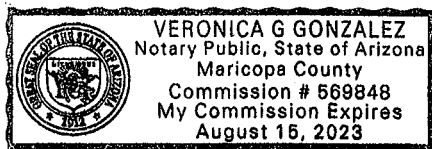
623-935-1100
telephone no.

SUBSCRIBED AND SWORN TO BEFORE ME A NOTARY PUBLIC
IN AND FOR THE COUNTY

Maricopa
(county name)

THIS 30th DAY OF April 2020
(month) and (year)

MY COMMISSION EXPIRES 8/15/23
(date)



Veronica G. Gonzalez
(signature of notary public)

Full Gross-up Method for Income Tax Statement of Certification

Verification:

State of Arizona I, the undersigned of the
(state name)

County of (county name): Maricopa
Name (owner or official) title: Bryan Thomas, CFO
Company name: Clear Springs Utility Company, Inc.

FOR THE YEAR ENDING: 12/31/19

Sworn Statement:

IN ACCORDANCE WITH THE REQUIREMENTS OF DECISION NO. 77084, BECAUSE THE UTILITY REQUIRES THE GROSS UP OF ADVANCES AND CONTRIBUTIONS, I HEREBY STATE THAT THE UTILITY HAS NOT INCURRED NOR IS EXPECTED TO INCUR A NET INCREASE IN CURRENT INCOME TAX EXPENSE OR A DECREASE IN DEFERRED TAX ASSET FOR A CARRY FORWARD ACCORDING TO GAAP IN AN AMOUNT EQUAL TO OR GREATER THAN THE AMOUNT OF THE REQUIRED GROSS UP PAID BY DEVELOPERS IN THE PERIOD COVERED BY THIS ANNUAL REPORT.

**RECEIVED
BY EMAIL**

4/30/2020, 03:04 PM

ARIZONA CORPORATION COMMISSION
UTILITIES DIVISION

By [Signature]
signature of owner/official

623-935-1100
telephone no.

SUBSCRIBED AND SWORN TO BEFORE ME A NOTARY PUBLIC
IN AND FOR THE COUNTY

Maricopa
(county name)

THIS 30th DAY OF April 2020
(month) and (year)

MY COMMISSION EXPIRES 8/15/23
(date)



[Signature]
(signature of notary public)