

ANNUAL REPORT

Of

Company Name: Cloud Nine Water Company, Inc.
96 Bel Aire Pl., Ste 140

Mailing Address: Sierra Vista AZ
85635

Docket No.: WS-02672A
For the Year Ended: 12/31/18

RECEIVED
UTILITIES DIVISION
2019 APR 12 P 1:51
ARIZONA CORPORATION COMMISSION

WATER UTILITY

To

Arizona Corporation Commission

Due on April 15th

Email: rdelafuente@azcc.gov, mail or deliver the completed Annual Report to:
Arizona Corporation Commission
Compliance Section - Utilities Division
1200 West Washington Street
Phoenix, Arizona 85007

Application Type: Original Filing
Application Date: 4/10/2019

4-23-19

ARIZONA CORPORATION COMMISSION
WATER UTILITY ANNUAL REPORT
Cloud Nine Water Company, Inc.
A Class Utility

1. For the Calendar Year Ended:

2. Address:
City: State: Zip Code:

3. Telephone Number:

4. Date of Original Organization of Utility:

5. Person to whom correspondence should be addressed concerning this report:

Name:
Telephone No. :
Address:
City: State: Zip Code:
Email:

6. On-Site Manager:

Name:
Telephone No. :
Address:
City: State: Zip Code:
Email:

7. Ownership:

8. Counties Served:

Cloud Nine Water Company, Inc.
Annual Report
Utility Plant in Service (Water)
12/31/18

Utility Plant in Service (Water)							
Account No.	Description	Beginning Year Original Cost	Current Year Additions	Current Year Retirements	Adjusted Original Cost	Accumulated Depreciation	OCLD (OC less AD)
301	Organization	\$50,000	\$0	\$0	\$50,000	\$33,854	\$16,146
302	Franchises	0	\$0	\$0	0	0	0
303	Land and Land Rights	0	\$0	\$0	0	0	0
304	Structures and Improvements	8,135	\$0	\$0	8,135	610	7,525
305	Collecting & Improving Reservoirs	0	\$0	\$0	0	0	0
306	Lake, River, Canal Intakes	0	\$0	\$0	0	0	0
307	Wells and Springs	33,303	33,424	0	66,727	13,529	53,198
308	Infiltration Galleries	0	\$0	\$0	0	0	0
309	Supply Mains	0	\$0	\$0	0	0	0
310	Power Generation Equipment	0	\$0	\$0	0	0	0
311	Pumping Equipment	64,677	\$0	\$0	64,677	9,369	55,308
320	Water Treatment Equipment	0	\$0	\$0	0	0	0
320.1	Water Treatment Plants	0	\$0	\$0	0	0	0
320.2	Solution Chemical Feeders	0	\$0	\$0	0	0	0
320.3	Point-of-Use Treatment Devices	0	\$0	\$0	0	0	0
330	Distribution Reservoirs and Standpipes	0	\$0	\$0	0	0	0
330.1	Storage Tanks	0	\$0	\$0	0	0	0
330.2	Pressure Tanks	18,471	\$0	\$0	18,471	8,498	9,973
331	Transmission and Distribution Mains	0	\$0	\$0	0	0	0
333	Services	0	\$0	\$0	0	0	0
334	Meters and Meter Installations	0	\$0	\$0	0	0	0
335	Hydrants	0	\$0	\$0	0	0	0
336	Backflow Prevention Devices	0	\$0	\$0	0	0	0
339	Other Plant and Misc. Equipment	0	\$0	\$0	0	0	0
340	Office Furniture and Equipment	0	\$0	\$0	0	0	0
340.1	Computer & Software	0	\$0	\$0	0	0	0
341	Transportation Equipment	0	\$0	\$0	0	0	0
342	Stores Equipment	0	\$0	\$0	0	0	0
343	Tools, Shop and Garage Equipment	0	\$0	\$0	0	0	0
344	Laboratory Equipment	0	\$0	\$0	0	0	0
345	Power Operated Equipment	0	\$0	\$0	0	0	0
346	Communication Equipment	0	\$0	\$0	0	0	0
347	Miscellaneous Equipment	0	\$0	\$0	0	0	0
348	Other Tangible Plant	0	\$0	\$0	0	0	0
	Totals	\$174,586	\$33,424	\$0	\$208,010	\$65,860	\$142,150

Instructions: Fill out the Grey Cells with the relevant information. Input 0 or none if there is nothing recorded in that account or there is no applicable information to report.

Cloud Nine Water Company, Inc.
Annual Report
Depreciation Expense for the Current Year (Water)
12/31/18

Depreciation Expense for the Current Year (Water)								
Account No.	Description	Beginning Year Original Cost	Current Year Additions	Current Year Retirements	Adjusted Original Cost	Fully Depreciated/Non-depreciable Plant	Depreciation Percentages	Depreciation Expense
301	Organization	\$50,000	\$0	\$0	\$50,000	\$0	2.50%	\$1,250
302	Franchises	0	0	0	0	\$0	0.00%	0
303	Land and Land Rights	0	0	0	0	\$0	0.00%	0
304	Structures and Improvements	8,135	0	0	8,135	\$0	5.00%	407
305	Collecting & Improving Reservoirs	0	0	0	0	\$0	0.00%	0
306	Lake, River, Canal Intakes	0	0	0	0	\$0	0.00%	0
307	Wells and Springs	33,303	33,424	0	66,727	\$0	5.95%	2,974
308	Infiltration Galleries	0	0	0	0	\$0	0.00%	0
309	Supply Mains	0	0	0	0	\$0	0.00%	0
310	Power Generation Equipment	0	0	0	0	\$0	0.00%	0
311	Pumping Equipment	64,677	0	0	64,677	\$0	5.64%	3,646
320	Water Treatment Equipment	0	0	0	0	\$0	0.00%	0
320.1	Water Treatment Plants	0	0	0	0	\$0	0.00%	0
320.2	Solution Chemical Feeders	0	0	0	0	\$0	0.00%	0
320.3	Point-of-Use Treatment Devices	0	0	0	0	\$0	0.00%	0
330	Distribution Reservoirs and Standpipes	0	0	0	0	\$0	0.00%	0
330.1	Storage Tanks	0	0	0	0	\$0	0.00%	0
330.2	Pressure Tanks	18,471	0	0	18,471	\$0	4.00%	739
331	Transmission and Distribution Mains	0	0	0	0	\$0	0.00%	0
333	Services	0	0	0	0	\$0	0.00%	0
334	Meters and Meter Installations	0	0	0	0	\$0	0.00%	0
335	Hydrants	0	0	0	0	\$0	0.00%	0
336	Backflow Prevention Devices	0	0	0	0	\$0	0.00%	0
339	Other Plant and Misc. Equipment	0	0	0	0	\$0	0.00%	0
340	Office Furniture and Equipment	0	0	0	0	\$0	0.00%	0
340.1	Computer & Software	0	0	0	0	\$0	0.00%	0
341	Transportation Equipment	0	0	0	0	\$0	0.00%	0
342	Stores Equipment	0	0	0	0	\$0	0.00%	0
343	Tools, Shop and Garage Equipment	0	0	0	0	\$0	0.00%	0
344	Laboratory Equipment	0	0	0	0	\$0	0.00%	0
345	Power Operated Equipment	0	0	0	0	\$0	0.00%	0
346	Communication Equipment	0	0	0	0	\$0	0.00%	0
347	Miscellaneous Equipment	0	0	0	0	\$0	0.00%	0
348	Other Tangible Plant	0	0	0	0	\$0	0.00%	0
	Subtotal	\$174,586	\$33,424	\$0	\$208,010	\$0		\$9,015

Contribution(s) in Aid of Construction (Gross) \$0
Less: Non Amortizable Contribution(s) 0
Fully Amortized Contribution(s) 0
Amortizable Contribution(s) \$0
Times: Proposed Amortization Rate 4.33%
Amortization of CIAC \$0

Less: Amortization of CIAC \$0

DEPRECIATION EXPENSE \$9,015

Instructions: Fill out the Grey Cells with the relevant information. Input 0 or none if there is nothing recorded in that account or there is no applicable information to report.

Cloud Nine Water Company, Inc.
 Annual Report
 Balance Sheet Assets
 12/31/18

Balance Sheet Assets				
	Assets		Balance at Beginning of Year (2018)	Balance at End of Year (2018)
Account No.	Current and Accrued Assets			
131	Cash		\$1,196	\$1,754
134	Working Funds			
135	Temporary Cash Investments			
141	Customer Accounts Receivable		1,764	1,360
146	Notes Receivable from Associated Companies			
151	Plant Material and Supplies			
162	Prepayments			
174	Miscellaneous Current and Accrued Assets			
	Total Current and Accrued Assets		\$2,960	\$3,114
Account No.	Fixed Assets			
101	Utility Plant in Service*		\$174,586	\$208,010
103	Property Held for Future Use			
105	Construction Work in Progress			
108	Accumulated Depreciation (enter as negative)*		(56,846)	(65,860)
121	Non-Utility Property			
122	Accumulated Depreciation - Non Utility			
	Total Fixed Assets		\$117,740	\$142,150
	Total Assets		\$120,700	\$145,264

Instructions: Fill out the Grey Cells with the relevant information. Input 0 or none if there is nothing recorded in that account or there is no applicable information to report.

*Note these items feed automatically from AR3 UPIS Page 3

Cloud Nine Water Company, Inc.
Annual Report
Balance Sheet Liabilities and Owners Equity

Balance Sheet Liabilities and Owners Equity				
	Liabilities		Balance at Beginning of Year (2018)	Balance at End of Year (2018)
Account No.	Current Liabilities			
231	Accounts Payable			
232	Notes Payable (Current Portion)			
234	Notes Payable to Associated Companies		37,335	37,335
235	Customer Deposits			
236	Accrued Taxes		79	66
237	Accrued Interest			
242	Miscellaneous Current and Accrued Liabilities			
	Total Current Liabilities		\$37,414	\$37,401
	Long Term Debt			
224	Long Term Debt (Notes and Bonds)			
	Deferred Credits			
251	Unamortized Premium on Debt			
252	Advances in Aid of Construction			
255	Accumulated Deferred Investment Tax Credits			
271	Contributions in Aid of Construction			
272	Less: Amortization of Contributions			
281	Accumulated Deferred Income Tax			
	Total Deferred Credits		\$0	\$0
	Total Liabilities		\$37,414	\$37,401
	Capital Accounts			
201	Common Stock Issued		\$200,000	\$200,000
211	Other Paid-In Capital		184,961	221,797
215	Retained Earnings		(301,675)	(313,934)
218	Proprietary Capital (Sole Props and Partnerships)			
	Total Capital		\$83,286	\$107,863
	Total Liabilities and Capital		\$120,700	\$145,264

Instructions: Fill out the Grey Cells with the relevant information. Input 0 or none if there is nothing recorded in that account or there is no applicable information to report.

Note: Total liabilities and Capital must match total assets for the beginning and end of the year!

Cloud Nine Water Company, Inc.
Annual Report
Water Comparative Income Statement
12/31/18

Water Comparative Income Statement			
Account No.	Calendar Year	Current Year 01/01/2018 - 12/31/2018	Last Year 01/01/2017 - 12/31/2017
	Operating Revenue		
461	Metered Water Revenue	\$10,961	\$12,103
460	Unmetered Water Revenue	96	96
462	Fire Protection Revenue		
469	Guaranteed Revenues (Surcharges)		
471	Miscellaneous Service Revenues	805	247
474	Other Water Revenue	158	457
	Total Revenues	\$12,020	\$12,903
	Operating Expenses		
601	Salaries and Wages		
604	Employee Pensions and Benefits		
610	Purchased Water		
615	Purchased Power	11,024	10,260
618	Chemicals		
620	Materials and Supplies		
620.1	Repairs and Maintenance	291	248
620.2	Office Supplies and Expense		
630	Contractual Services		
631	Contractual Services -Engineering		
632	Contractual Services - Accounting	1,210	1,180
633	Contractual Services - Legal		45
634	Contractual Services - Management Fees		
635	Contractual Services - Water Testing	4,712	5,458
636	Contractual Services - Other		
640	Rents		
641	Rental of Building/Real Property		
642	Rental of Equipment		
650	Transportation Expenses		
657	Insurance - General Liability	1,358	1,609
657.1	Insurance - Health and Life		
665	Regulatory Commission Expense - Rate		
670	Bad Debt Expense	127	
675	Miscellaneous Expense	572	794
403	Depreciation Expense (From Schedule AR4)	9,015	7,005
408	Taxes Other Than Income		
408.11	Property Taxes	1,627	1,561
409	Income Taxes		
427.1	Customer Security Deposit Interest		
	Total Operating Expenses	\$29,936	\$28,160
	Operating Income / (Loss)	(\$17,916)	(\$15,257)
	Other Income / (Expense)		
419	Interest and Dividend Income		
421	Non-Utility Income		
426	Miscellaneous Non-Utility (Expense)		
427	Interest (Expense)		
	Total Other Income / (Expense)	\$0	\$0
	Net Income / (Loss)	(\$17,916)	(\$15,257)

Instructions: Fill out the Grey Cells with the relevant information. Input 0 or none if there is nothing recorded in that account or there is no applicable information to report.

Cloud Nine Water Company, Inc.
 Annual Report
 Full time equivalent employees
 12/31/18

Full time equivalent employees

	Direct Company	Outside service	Total
President	0.0	0.0	0.0
Vice-president	0.0	0.0	0.0
Manager	0.0	0.0	0.0
Engineering Staff	0.0	0.0	0.0
System Operator(s)	0.0	0.0	0.0
Meter reader	0.0	0.0	0.0
Customer Service	0.0	0.0	0.0
Accounting	0.0	0.0	0.0
Business Office	0.0	0.0	0.0
Rates Department	0.0	0.0	0.0
Administrative Staff	0.0	0.0	0.0
Other	0.0	0.0	0.0
Total	0.0	0.0	0.0

Instructions: Fill out the Grey Cells with the relevant information. Input 0 or none if there is nothing recorded in that account or there is no applicable information to report. A full-time employee is based on 2080 total hours per year. Please calculate partial employees using 2080 hours.

Cloud Nine Water Company, Inc.
 Annual Report
 Supplemental Financial Data (Long-Term Debt)
 12/31/18

Supplemental Financial Data (Long-Term Debt)				
	Loan #1	Loan #2	Loan #3	Loan #4
Date Issued				
Source of Loan	0	0	0	0
ACC Decision No.	0	0	0	0
Reason for Loan	0	0	0	0
Dollar Amt. Issued	0	0	0	0
Amount Outstanding	0	0	0	0
Date of Maturity	0	0	0	0
Interest Rate	0	0	0	0
Current Year Interest	0	0	0	0
Current Year Principal	0	0	0	0

Meter Deposit Balance at Test Year End:	\$0
---	-----

Meter Deposits Refunded During the Test Year:	\$0
---	-----

List all bonds, notes, loans, and other types of indebtedness in which the proceeds were used in the provision of public utility service. Indebtedness incurred for personal uses by the owner of the utility should not be listed. Input 0 or none if there is nothing to report for that cell.

Water Utility Plant Description

Name of the System:	CLOUD NINE WATER CO INC	
ADEQ Public Water System Number:	AZ0402009	
ADWR PCC Number:	91-000030.0000	

MAINS		
Sizes (inches)	Material	Length (feet)
6.00	Transite	unknown
0.00	NA	0
0.00	na	0
0.00	na	0
0.00	na	0
0.00	na	0
0.00	na	0
0.00	na	0
0.00	na	0
0.00	na	0
0.00	na	0
0.00	na	0
0.00	na	0
0.00	na	0
0.00	na	0
0.00	na	0

CUSTOMER METERS	
Size (inches)	Quantity
0.75	45
1	9
na	0
NA	0
NA	0
NA	0
NA	0
na	0
na	0
na	0
na	0
na	0
na	0
na	0
na	0
na	0
na	0
na	0
na	0

SERVICE LINES	
Material	Percent of system
PEX	unkown
Galvanized steel	unkown
NA	0%
NA	0%
NA	0%

BOOSTER PUMPS		
Horsepower	GPM	Quantity
15	not known	1
10	not known	1
0	0	0
0	0	0

FIRE HYDRANTS	
Type	Quantity
Standard *	4
Other	0

STORAGE TANKS		
Capacity (gallons)	Material	Quantity
350,000	iron	1
0	0	0
0	0	0
0	0	0
0	0	0
0	0	0
0	0	0

PRESSURE/BLADDER TANKS		
Capacity (gallons)	Material	Quantity
5,000	iron	2
0	0	0
0	0	0
0	0	0
0	0	0
0	0	0
0	0	0

Instructions: Fill out the Grey Cells with the relevant information. Input 0 or none if there is nothing recorded in that account or there is no applicable information to report. Copy and paste this sheet as many times as is necessary.

* A standard fire hydrant has two 2.5 inch hose connection nozzles with 7.5 threads per inch, and one 4.5 inch pumper connection nozzle with 4 threads per inch.

Water Utility Plant Description (Continued)

For the following three items, list the utility owned assets in each category for each system.

TREATMENT EQUIPMENT:	2 x Chlorinators
-----------------------------	------------------

STRUCTURES:	n/a
--------------------	-----

OTHER:	n/a
---------------	-----

Instructions: Fill out the Grey Cells with the relevant information. Input 0 or none if there is nothing recorded in that account or there is no applicable information to report. Copy and paste this sheet as many times as is necessary.

Customer and Other Information	
Name of the System:	CLOUD NINE WATER CO INC
ADEQ Public Water System Number:	AZ0402009
ADWR PCC Number:	91-000030.0000

Month	Number of Customers				
	Single-Family	Multi-Family	Commercial	Turf/Irrigation	Other Non-Residential
January	43	0	11	0	0
February	43	0	11	0	0
March	43	0	11	0	0
April	43	0	11	0	0
May	43	0	11	0	0
June	43	0	11	0	0
July	43	0	11	0	0
August	43	0	11	0	0
September	43	0	11	0	0
October	42	0	11	0	0
November	42	0	11	0	0
December	42	0	11	0	0

If the system has fire hydrants, what is the fire flow requirements? GPM for hrs.

Does the system have chlorination treatment? Yes

Does the Company have an ADWR Gallons Per Capita Per Day (GPCPD) requirement? No

If yes, provide the GPCPD amount: n/a

Is the Water Utility located in an ADWR Active Management Area (AMA)? No

If yes, which AMA? NA

Instructions: Fill out the Grey Cells with the relevant information. Input 0 or none if there is nothing recorded in that account or there is no applicable information to report. Copy and paste this sheet as many times as is necessary.

Cloud Nine Water Company, Inc.
Annual Report
Property Taxes
12/31/18

Property Taxes	
Amount of actual property taxes paid during Calendar Year 2018 was	\$1,627

If no property taxes paid, explain why.

n/a

Instructions: Fill out the Grey Cells with the relevant information. Input 0 or none if there is nothing recorded in that account or there is no applicable information to report.

Verification and Sworn Statement (Taxes)

Verification: State of California I, the undersigned of the
(state name)

County of (county name): Cochise
Name (owner or official) title: Andrew Stokes, Secretary
Company name: Cloud Nine Water Company, Inc.

DO SAY THAT THIS ANNUAL UTILITY PROPERTY TAX AND SALES TAX REPORT TO THE ARIZONA CORPORATION COMMISSION.


FOR THE YEAR ENDING: 12/31/18

HAS BEEN PREPARED UNDER MY DIRECTION, FROM THE ORIGINAL BOOKS, PAPERS AND RECORDS OF SAID UTILITY; THAT I HAVE CAREFULLY EXAMINED THE SAME, AND DECLARE THE SAME TO BE A COMPLETE AND CORRECT STATEMENT OF BUSINESS AND AFFAIRS OF SAID UTILITY FOR THE PERIOD COVERED BY THIS REPORT IN RESPECT TO EACH AND EVERY MATTER AND THING SET FORTH, TO THE BEST OF MY KNOWLEDGE, INFORMATION AND BELIEF.

Sworn Statement: I HEREBY ATTEST THAT ALL PROPERTY TAXES FOR SAID COMPANY ARE CURRENT AND PAID IN FULL.

I HEREBY ATTEST THAT ALL SALES TAXES FOR SAID COMPANY ARE CURRENT AND PAID IN FULL.

RECEIVED
UTILITIES DIVISION
2019 APR 12 P 1:52
ARIZONA CORPORATION
COMMISSION

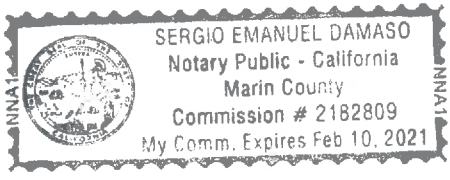

signature of owner/official


520-458-1311
telephone no.

SUBSCRIBED AND SWORN TO BEFORE ME A NOTARY PUBLIC
IN AND FOR THE COUNTY

THIS 10 DAY OF MARIN
(county name)
APRIL, 2019
(month) and (year)

MY COMMISSION EXPIRES 02/10/2021
(date)




(signature of notary public)

Verification and Sworn Statement

Verification:

State of California I, the undersigned of the
(state name)
County of (county name): Cochise
Name (owner or official) title: Andrew Stokes, Secretary
Company name: Cloud Nine Water Company, Inc.

DO SAY THAT THIS ANNUAL UTILITY PROPERTY TAX AND SALES TAX REPORT TO THE ARIZONA CORPORATION COMMISSION.

FOR THE YEAR ENDING: 12/31/18

HAS BEEN PREPARED UNDER MY DIRECTION, FROM THE ORIGINAL BOOKS, PAPERS AND RECORDS OF SAID UTILITY; THAT I HAVE CAREFULLY EXAMINED THE SAME, AND DECLARE THE SAME TO BE A COMPLETE AND CORRECT STATEMENT OF BUSINESS AND AFFAIRS OF SAID UTILITY FOR THE PERIOD COVERED BY THIS REPORT IN RESPECT TO EACH AND EVERY MATTER AND THING SET FORTH, TO THE BEST OF MY KNOWLEDGE, INFORMATION AND BELIEF.

Sworn Statement: IN ACCORDANCE WITH THE REQUIREMENTS OF TITLE 40, ARTICLE 8, SECTION 40-401, ARIZONA REVISED STATUTES, IT IS HEREIN REPORTED THAT THE GROSS OPERATING REVENUE OF SAID UTILITY DERIVED FROM ARIZONA INTRASTATE UTILITY OPERATIONS DURING THE CALENDAR YEAR WAS:

RECEIVED
UTILITIES DIVISION
2019 APR 12 P 1:52
ARIZONA CORPORATION
COMMISSION

Arizona Intrastate Gross Operating Revenues Only (\$)
\$12,916
(The amount in the box above includes
\$896 in sales taxes
billed or collected)


[Signature]
signature of owner/official

520-458-1311
telephone no.

SUBSCRIBED AND SWORN TO BEFORE ME A NOTARY PUBLIC
IN AND FOR THE COUNTY MARIN
(county name)

THIS 10 DAY OF APRIL, 2019
(month) and (year)

MY COMMISSION EXPIRES 02/10/2021
(date)



[Signature]
(signature of notary public)

Verification and Sworn Statement (Residential Revenue)

Verification:

State of California I, the undersigned of the
(state name)

County of (county name): Cochise
Name (owner or official) title: Andrew Stokes, Secretary
Company name: Cloud Nine Water Company, Inc.

DO SAY THAT THIS ANNUAL UTILITY PROPERTY TAX AND SALES TAX REPORT TO THE ARIZONA CORPORATION COMMISSION.

FOR THE YEAR ENDING: 12/31/18

HAS BEEN PREPARED UNDER MY DIRECTION, FROM THE ORIGINAL BOOKS, PAPERS AND RECORDS OF SAID UTILITY; THAT I HAVE CAREFULLY EXAMINED THE SAME, AND DECLARE THE SAME TO BE A COMPLETE AND CORRECT STATEMENT OF BUSINESS AND AFFAIRS OF SAID UTILITY FOR THE PERIOD COVERED BY THIS REPORT IN RESPECT TO EACH AND EVERY MATTER AND THING SET FORTH, TO THE BEST OF MY KNOWLEDGE, INFORMATION AND BELIEF.


Sworn Statement: IN ACCORDANCE WITH THE REQUIREMENTS OF TITLE 40, ARTICLE 8, SECTION 40-401, ARIZONA REVISED STATUTES, IT IS HEREIN REPORTED THAT THE GROSS OPERATING REVENUE OF SAID UTILITY DERIVED FROM ARIZONA INTRASTATE UTILITY OPERATIONS RECEIVED FROM RESIDENTIAL CUSTOMERS DURING THE CALENDAR YEAR WAS:

Arizona Intrastate Gross Operating Revenues Only (\$)

\$7,645

(The amount in the box above includes
\$501 in sales taxes
billed or collected)

RECEIVED
UTILITIES DIVISION
2019 APR 12 P 1:51
ARIZONA CORPORATION
COMMISSION

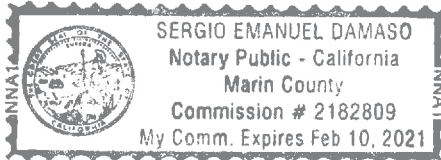

signature of owner/official


520-458-1311
telephone no.

SUBSCRIBED AND SWORN TO BEFORE ME A NOTARY PUBLIC
IN AND FOR THE COUNTY MARIN
(county name)

THIS 10 DAY OF APRIL, 2019
(month) and (year)

MY COMMISSION EXPIRES 02/10/2021
(date)




(signature of notary public)

Company	Cloud Nine Water Company, Inc.		
Docket No.:	WS-02672A		
Name of the System:	CLOUD NINE WATER CO INC		
ADEQ Public Water System Number:			AZ0402009
ADWR PCC Number:			91-000030.0000

2018 Utility Shutoffs / Disconnects			
Month	Termination without Notice R14-2-410.B	Termination with Notice R14-2-410.C	Other
January	0	0	1
February	0	0	0
March	0	0	1
April	0	0	0
May	0	0	0
June	0	0	0
July	0	0	0
August	0	0	0
September	0	0	0
October	0	0	0
November	0	0	0
December	0	0	0
Total	0	0	2

Other (description): Customer requested shutoffs

Instructions: Fill out the Grey Cells with the relevant information. Input 0 or none if there is nothing recorded in that account or there is no applicable information to report.

RECEIVED
JUN 11 2019

ARIZONA CORP COMMISSION
UTILITIES DIVISION - DIRECTOR'S OFFICE