

**ANNUAL REPORT**

Of

Company Name:

Fisher's Landing Water and Sewer Works, LLC  
PO Box 72188

Mailing Address:

Yuma AZ  
85365

Docket No.:

WS-04047A

For the Year Ended:

12/31/16

RECEIVED

APR 18 2017

ARIZONA CORP COMMISSION  
UTILITIES DIVISION - DIRECTOR'S OFFICE

**WATER UTILITY**

To

Arizona Corporation Commission

**Due on April 15th**

Email: [rdlafuente@azcc.gov](mailto:rdlafuente@azcc.gov), mail or deliver the completed Annual Report to:

Arizona Corporation Commission  
Compliance Section - Utilities Division  
1200 West Washington Street  
Phoenix, Arizona 85007

Application Type:

Original Filing

Application Date:

2016

ARIZONA CORPORATION COMMISSION  
WATER UTILITY ANNUAL REPORT  
Fisher's Landing Water and Sewer Works, LLC  
A Class  Utility

1. For the Calendar Year Ended: 12/31/16

2. Address: 

PO BOX 72188			
City:	YUMA	State:	AZ
Zip Code:	85365		

3. Telephone Number: (928) 782-7049

4. Date of Original Organization of Utility:

5. Person to whom correspondence should be addressed concerning this report:

Name: CHARLES BUSH  
Telephone No. : (928) 782-7049  
Address: PO BOX 7049  
City: YUMA State: AZ Zip Code: 85365  
Email: N/A

6. On-Site Manager:

Name: SAME AS ABOVE  
Telephone No. :   
Address:   
City:  State:  Zip Code:   
Email:

7. Ownership: PARTNERSHIP

8. Counties Served: YUMA

Fisher's Landing Water and Sewer Works, LLC  
 Annual Report  
 Utility Plant in Service (Water)  
 12/31/16

Utility Plant in Service (Water)				
Account No.	Description	Original Cost	Accumulated Depreciation	OC LD (OC less AD)
301	Organization	20,000		20,000
302	Franchises			0
303	Land and Land Rights			0
304	Structures and Improvements			0
305	Collecting & Improving Reservoirs			0
306	Lake, River, Canal Intakes			0
307	Wells and Springs	9,000	4,348	4,652
308	Infiltration Galleries			0
309	Supply Mains			0
310	Power Generation Equipment			0
311	Pumping Equipment	4,000	4,000	0
320	Water Treatment Equipment			
320.1	Water Treatment Plants	4,307	2,743	1,564
320.2	Solution Chemical Feeders			0
320.3	Point-of-Use Treatment Devices	28,068	12,342	15,726
330	Distribution Reservoirs and Standpipes			
330.1	Storage Tanks			0
330.2	Pressure Tanks			0
331	Transmission and Distribution Mains	20,000	5,800	14,200
333	Services			0
334	Meters and Meter Installations	24,028	24,163	135
335	Hydrants			0
336	Backflow Prevention Devices			0
339	Other Plant and Misc. Equipment	22,500	17,098	6,573
340	Office Furniture and Equipment	4,084	4,084	0
340.1	Computer & Software			0
341	Transportation Equipment	2,500	2,500	0
342	Stores Equipment			0
343	Tools, Shop and Garage Equipment	6,000	4,350	1,650
344	Laboratory Equipment	1,200	1,200	0
345	Power Operated Equipment			0
346	Communication Equipment	1,200	1,200	0
347	Miscellaneous Equipment			0
348	Other Tangible Plant			0
	<b>Totals</b>	<b>146,887</b>	<b>83,828</b>	<b>63,059</b>

Instructions: Fill out the Grey Cells with the relevant information. Input 0 or none if there is nothing recorded in that account or there is no applicable information to report.

Fisher's Landing Water and Sewer Works, LLC  
 Annual Report  
 Depreciation Expense for the Current Year (Water)  
 12/31/16

Depreciation Expense for the Current Year (Water)								
Account No.	Description	Original Cost	Current Year Additions	Adjusted Original Cost	Fully Depreciated/Non-depreciable Plant	Depreciable Plant	Depreciation Percentages	Depreciation Expense
301	Organization	20,000		50		\$0		\$0
302	Franchises	0		0		0		0
303	Land and Land Rights	0		0		0		0
304	Structures and Improvements	0		0		0		0
305	Collecting & Improving Reservoirs	0		0		0		0
306	Lake, River, Canal Intakes	0		0		0		0
307	Wells and Springs	9,000		0		0	3.33	300
308	Infiltration Galleries	0		0		0		0
309	Supply Mains	0		0		0		0
310	Power Generation Equipment	2,800 / 1,507		0		0	3.33 / 10	93 / 150
311	Pumping Equipment	4,000		0		0		0
320	Water Treatment Equipment	0		0		0	6.5	0
320.1	Water Treatment Plants	0		0		0		0
320.2	Solution Chemical Feeders	0		0		0		0
320.3	Point-of-Use Treatment Devices	15,000 / 13,068		0		0	2.26 / 500	333 / 653
330	Distribution Reservoirs and Standpipes	0		0		0		0
330.1	Storage Tanks	0		0		0		0
330.2	Pressure Tanks	0		0		0		0
331	Transmission and Distribution Mains	20,000		0		0	2%	400
333	Services	0		0		0		0
334	Meters and Meter Installations	24,028		0		0	8.33	2002
335	Hydrants	0		0		0		0
336	Backflow Prevention Devices	0		0		0	500 / 6.79	1,000 / 170
339	Other Plant and Misc. Equipment	20,000 / 2,500		0		0	679 / 20	167 / 0
340	Office Furniture and Equipment	3,000 / 1,084		0		0		0
340.1	Computer & Software	0		0		0		0
341	Transportation Equipment	2,500		0		0		0
342	Stores Equipment	0		0		0		0
343	Tools, Shop and Garage Equipment	6,000		0		0	5%	300
344	Laboratory Equipment	1,200		0		0		0
345	Power Operated Equipment	0		0		0		0
346	Communication Equipment	1,200		0		0	0	0
347	Miscellaneous Equipment	0		0		0		0
348	Other Tangible Plant	0		0		0		0
	<b>Subtotal</b>	<b>146,887</b>	<b>\$0</b>	<b>\$0</b>	<b>\$0</b>	<b>\$0</b>	<b>N/A</b>	<b>5,570</b>

Contribution(s) in Aid of Construction (Gross)

Less: Non Amortizable Contribution(s)

Fully Amortized Contribution(s)

Amortizable Contribution(s)

\$0

Times: Proposed Amortization Rate

Amortization of CIAC

Less: Amortization of CIAC

DEPRECIATION EXPENSE 5,570

Instructions: Fill out the Grey Cells with the relevant information. Input 0 or none if there is nothing recorded in that account or there is no applicable information to report.

Fisher's Landing Water and Sewer Works, LLC  
 Annual Report  
 Balance Sheet Assets  
 12/31/16

Balance Sheet Assets				
	Assets		Balance at Beginning of Year (2016)	Balance at End of Year (2016)
Account No.	<b>Current and Accrued Assets</b>			
131	Cash		84,631	104,642
134	Working Funds			
135	Temporary Cash Investments			
141	Customer Accounts Receivable			
146	Notes Receivable from Associated Companies			
151	Plant Material and Supplies			
162	Prepayments			
174	Miscellaneous Current and Accrued Assets			
	<b>Total Current and Accrued Assets</b>		84,631	104,642
Account No.	<b>Fixed Assets</b>			
101	Utility Plant in Service*		465,638	465,638
103	Property Held for Future Use			
105	Construction Work in Progress		17,448	17,448
108	Accumulated Depreciation (enter as negative)*		(233,087)	(247,859)
121	Non-Utility Property		57,505	57,505
122	Accumulated Depreciation - Non Utility		(57,505)	(57,505)
	<b>Total Fixed Assets</b>		249,999	235,227
	<b>Total Assets</b>		334,630	339,869

Instructions: Fill out the Grey Cells with the relevant information. Input 0 or none if there is nothing recorded in that account or there is no applicable information to report.

\*Note these items feed automatically from AR3 UPIS Page 3

Fisher's Landing Water and Sewer Works, LLC  
 Annual Report  
 Balance Sheet Liabilities and Owners Equity

Balance Sheet Liabilities and Owners Equity				
Account No.	Liabilities		Balance at Beginning of Year (2016)	Balance at End of Year (2016)
	<b>Current Liabilities</b>			
231	Accounts Payable			
232	Notes Payable (Current Portion)			
234	Notes Payable to Associated Companies		339,857	434,916
235	Customer Deposits			
236	Accrued Taxes		851	1,020
237	Accrued Interest			
242	Miscellaneous Current and Accrued Liabilities			
	<b>Total Current Liabilities</b>		<b>340,708</b>	<b>435,936</b>
	<b>Long Term Debt</b>			
224	Long Term Debt (Notes and Bonds)		0	0
	<b>Deferred Credits</b>			
251	Unamortized Premium on Debt			
252	Advances in Aid of Construction			
255	Accumulated Deferred Investment Tax Credits			
271	Contributions in Aid of Construction			
272	Less: Amortization of Contributions			
281	Accumulated Deferred Income Tax			
	<b>Total Deferred Credits</b>		<b>\$0</b>	<b>\$0</b>
	<b>Total Liabilities</b>		<b>340,708</b>	<b>435,936</b>
	<b>Capital Accounts</b>			
201	Common Stock Issued		0	0
211	Other Paid-In Capital		0	0
215	Retained Earnings		(6,078)	(96,067)
218	Proprietary Capital (Sole Props and Partnerships)			
	<b>Total Capital</b>		<b>\$0</b>	<b>\$0</b>
	<b>Total Liabilities and Capital</b>		<b>334,630</b>	<b>339,869</b>

Instructions: Fill out the Grey Cells with the relevant information. Input 0 or none if there is nothing recorded in that account or there is no applicable information to report.

Note: Total liabilities and Capital must match total assets for the beginning and end of the year!

Fisher's Landing Water and Sewer Works, LLC  
 Annual Report  
 Water Comparative Income Statement  
 12/31/16

Water Comparative Income Statement			
Account No.	Calendar Year	Current Year	Last Year
		01/01/2016 - 12/31/2016	01/01/2015 - 12/31/2015
	<b>Operating Revenue</b>		
461	Metered Water Revenue	23,327	22,401
460	Unmetered Water Revenue		
462	Fire Protection Revenue		
469	Guaranteed Revenues (Surcharges)		
471	Miscellaneous Service Revenues		
474	Other Water Revenue		
	<b>Total Revenues</b>	<b>\$0</b>	<b>22,401</b>
	<b>Operating Expenses</b>		
601	Salaries and Wages	13,795	13,578
604	Employee Pensions and Benefits	0	0
610	Purchased Water	604	0
615	Purchased Power	3,587	3,353
618	Chemicals	0	1,196
620	Materials and Supplies		0
620.1	Repairs and Maintenance	15,843	4,313
620.2	Office Supplies and Expense	2,042	821
630	Contractual Services	18,330	9,293
631	Contractual Services -Engineering		
632	Contractual Services - Accounting		
633	Contractual Services - Legal		
634	Contractual Services - Management Fees		
635	Contractual Services - Water Testing	2,436	0
636	Contractual Services - Other		
635	Water Testing	400	3,250
640	Rents	876	423
641	Rental of Building/Real Property		0
642	Rental of Equipment		
650	Transportation Expenses		
657	Insurance - General Liability	819	670
657.1	Insurance - Health and Life		0
665	Regulatory Commission Expense - Rate		0
675	Miscellaneous Expense		
403	Depreciation Expense (From Schedule AR4)	5,570	5,570
408	Taxes Other Than Income	3,623	3,185
408.11	Property Taxes	5,204	2,873
409	Income Taxes		
	<b>Total Operating Expenses</b>	<b>73,129</b>	<b>48,525</b>
	<b>Operating Income / (Loss)</b>	<b>(49,802)</b>	<b>(26,124)</b>
	<b>Other Income / (Expense)</b>		
419	Interest and Dividend Income		
421	Non-Utility Income	27	60
426	Miscellaneous Non-Utility (Expense)		
427	Interest (Expense)		
	<b>Total Other Income / (Expense)</b>	<b>\$0</b>	<b>60</b>
	<b>Net Income / (Loss)</b>	<b>(49,775)</b>	<b>(26,064)</b>

Instructions: Fill out the Grey Cells with the relevant information. Input 0 or none if there is nothing recorded in that account or there is no applicable information to report.

Fisher's Landing Water and Sewer Works, LLC  
 Annual Report  
 Supplemental Financial Data (Long-Term Debt)  
 12/31/16

Supplemental Financial Data (Long-Term Debt)				
	Loan #1	Loan #2	Loan #3	Loan #4
Date Issued	NONE	NONE	NONE	NONE
Source of Loan				
ACC Decision No.				
Reason for Loan				
Dollar Amt. Issued				
Amount Outstanding				
Date of Maturity				
Interest Rate				
Current Year Interest				
Current Year Principal				

Meter Deposit Balance at Test Year End:

Meter Deposits Refunded During the Test Year:

*List all bonds, notes, loans, and other types of indebtedness in which the proceeds were used in the provision of public utility service. Indebtedness incurred for personal uses by the owner of the utility should not be listed. Input 0 or none if there is nothing to report for that cell.*



Fisher's Landing Water and Sewer Works, LLC  
 Annual Report  
 Water Utility Plant Description  
 12/31/16

**Water Utility Plant Description**

Name of the System: \_\_\_\_\_  
 ADEQ Public Water System Number: \_\_\_\_\_

**WELLS**

ADWR ID No *	Pump Horsepower	Pump Yield (gpm)	Casing Depth (feet)	Casing Diameter (inches)	Pump Motor Type **	Meter Size (inches)	Year Drilled	Arsenic Level (mg/L)
55-63872	7.50	100	350	8		2	1,974	

**OTHER WATER SOURCES**

Name or Description	Capacity (gpm)	Gallons Purchased or Obtained (in thousands)
SURFACE WATER	25	

**BOOSTER PUMPS**

Horsepower	GPM	Quantity
25		2

**FIRE HYDRANTS**

Type	Quantity
Standard ***	0
Other	

**STORAGE TANKS**

Capacity	Material	Quantity
10,000		1

**PRESSURE/BLADDER TANKS**

Capacity	Quantity
3,000	1

**Instructions:** Fill out the Grey Cells with the relevant information. Input 0 or none if there is nothing recorded in that account or there is no applicable information to report. Copy and paste this sheet as many times as is necessary.

\* Arizona Department of Water Resources ("ADWR") well identification number. For example 55-XXXXXX.

\*\* Pump motor type, turbine or submersible.

\*\*\* A standard fire hydrant has two 2.5 inch hose connection nozzles with 7.5 threads per inch, and one 4.5 inch pumper connection nozzle with 4 threads per inch.

Fisher's Landing Water and Sewer Works, LLC  
 Annual Report  
 Water Utility Plant Description (Continued)  
 12/31/16

Water Utility Plant Description (Continued)				
MAINS			CUSTOMER METERS	
Sizes (inches)	Material	Length (feet)	Size (inches)	Quantity
2	PVC	2,690	5/8 X 3/4	71
3			3/4	
4	PVC	1,590	1	3
5			1 1/2	2
6			Compound 2	1
8			Turbine 2	
10			Compound 3	1
12			Turbine 3	
2.5	PVC	600	Compound 4	
			Turbine 5	
			Compound 6	
			Turbine 6	
			6+	

For the following three items, list the utility owned assets in each category for each system.

<b>TREATMENT EQUIPMENT:</b>	(4) CHLORINATORS (2) CHEMICAL SOLUTION FEEDERS (27) MEDIA FILTERS (1) CLARIFIER (1) TURBIDITY METER
-----------------------------	---

<b>STRUCTURES:</b>	(4) CHLORINATOR ROOM 8'x10' (FRAME) (1) 6'x12' SHADE FRAME (1) STORAGE SHED
--------------------	---

<b>OTHER:</b>	45 KW STAND BY GENERATOR WITH AUTOMATIC SWITCH GEAR
---------------	---

**Instructions:** Fill out the Grey Cells with the relevant information. Input 0 or none if there is nothing recorded in that account or there is no applicable information to report. Copy and paste this sheet as many times as is necessary.

Water Use Data Sheet					
Name of the System:		0			
ADEQ Public Water System Number:		0			
Month	Number of Customers	Gallons Sold (thousands) <sup>1</sup>	Gallons Pumped (thousands) <sup>2</sup>	Gallons Purchased (thousands) <sup>3</sup>	Estimated Gallons Authorized Use (thousands) <sup>4</sup>
January	78	173,643	495,498		
February	78	134,717	547,206		
March	78	146,023	611,392		
April	78	211,298	661,957		
May	78	199,844	199,844		
June	78	233,995	233,995		
July	78	233,995	233,995		
August	78	279,384	279,384		
September	78	238,221	238,221		
October	78	272,831	272,831		
November	78	217,344	217,344		
December	78	355,095	355,095		
<b>Totals</b>		<b>2,696,390</b>	<b>4,346,762</b>	<b>0</b>	<b>0</b>

If the system has fire hydrants, what is the fire flow requirements?  GPM for  hrs.

Does the system have chlorination treatment?

Is the Water Utility located in an ADWR Active Management Area (AMA)?   
 If yes, which AMA?

Does the Company have an ADWR Gallons Per Capita Per Day (GPCPD) requirement?   
 If yes, provide the GPCPD amount:

If applicable, in the space below please provide a description for all un-metered water use along with amounts:

Instructions: Fill out the Grey Cells with the relevant information. Input 0 or none if there is nothing recorded in that account or there is no applicable information to report.

- 1 Gallons sold - Total gallons from customer meters.
- 2 Gallons pumped - Total gallons from pumped sources.
- 3 Gallons purchased - Total gallons purchased from other sources.
- 4 Estimated gallons authorized use - Total estimated gallons from authorized metered or unmetered use. Authorized use such as flushing (mains, services and hydrants) draining/cleaning tanks, process, construction, fire fighting, etc.

Fisher's Landing Water and Sewer Works, LLC  
 Annual Report  
 Utility Shutoffs / Disconnects  
 12/31/16

ADEQ System No. :

Utility Shutoffs / Disconnects			
Month	Termination without Notice R14-2-410.B	Termination with Notice R14-2-410.C	Other
January	NONE	NONE	NONE
February			
March			
April			
May			
June			
July			
August			
September			
October			
November			
December			
<b>Total</b>	<b>0</b>	<b>0</b>	<b>0</b>

Other (description):

**Instructions:** Fill out the Grey Cells with the relevant information. Input 0 or none if there is nothing recorded in that account or there is no applicable information to report.

Fisher's Landing Water and Sewer Works, LLC  
Annual Report  
Property Taxes  
12/31/16

**Property Taxes**

Amount of actual property taxes paid during Calendar Year 2015 was 2,729.96

If no property taxes paid, explain why.


Instructions: Fill out the Grey Cells with the relevant information. Input 0 or none if there is nothing recorded in that account or there is no applicable information to report.

**FISHER'S LANDING  
WATER & SEWER WORKS LLC** 2581

PO BOX 72188  
TAMPA AZ 83636  
888-343-8778

PAY TO THE ORDER OF Spencer County Treasurer DATE 2-3-2016 #400001

Two thousand seven hundred twenty nine and 96/100 \$ 2729.96 DOLLARS

 **NATIONAL BANK OF ARIZONA**  
1-800-551-0100

FOR U. 000054 *Chuck Burt*

⑆002581⑆ 61221053206 0470003708⑆

**Processed 02/09/16      \$2729.96      Ch# 2581**

RECEIVED

Verification and Statement (Residential Revenue)

APR 18 2017

Verification:

State of ARIZONA I, the undersigned of the  
(state name)

ARIZONA CORP COMMISSION  
UTILITIES DIVISION - DIRECTOR'S OFFICE

County of (county name): YUMA  
Name (owner or official) title: SHIRLEY BUSH, SHAREHOLDER  
Company name: FISHER'S LANDING WATER & SEWER WORKS, LLC


DO SAY THAT THIS ANNUAL UTILITY PROPERTY TAX AND SALES TAX REPORT TO THE ARIZONA CORPORATION COMMISSION.

FOR THE YEAR ENDING: 12/31/16

HAS BEEN PREPARED UNDER MY DIRECTION, FROM THE ORIGINAL BOOKS, PAPERS AND RECORDS OF SAID UTILITY; THAT I HAVE CAREFULLY EXAMINED THE SAME, AND DECLARE THE SAME TO BE A COMPLETE AND CORRECT STATEMENT OF BUSINESS AND AFFAIRS OF SAID UTILITY FOR THE PERIOD COVERED BY THIS REPORT IN RESPECT TO EACH AND EVERY MATTER AND THING SET FORTH, TO THE BEST OF MY KNOWLEDGE, INFORMATION AND BELIEF.

Sworn Statement: IN ACCORDANCE WITH THE REQUIREMENTS OF TITLE 40, ARTICLE 8, SECTION 40-401, ARIZONA REVISED STATUTES, IT IS HEREIN REPORTED THAT THE GROSS OPERATING REVENUE OF SAID UTILITY DERIVED FROM ARIZONA INTRASTATE UTILITY OPERATIONS RECEIVED FROM RESIDENTIAL CUSTOMERS DURING THE CALENDAR YEAR WAS:

Arizona Intrastate Gross Operating Revenues Only (\$)  
21,032.08  
(The amount in the box above includes  
705.08 in sales taxes  
billed or collected)



Shirley Bush  
signature of owner/official  
(928) 782-7049  
telephone no.

SUBSCRIBED AND SWORN TO BEFORE ME A NOTARY PUBLIC  
IN AND FOR THE COUNTY Yuma Az  
(county name)  
THIS 17th DAY OF April 2017  
(month) and (year)  
MY COMMISSION EXPIRES 09/04/2020  
(date)  
Carmen Ortega  
(signature of notary public)

RECEIVED

APR 18 2017

Annual Report  
Verification and Statement (Taxes)  
12/31/16

Verification and Statement (Taxes) ARIZONA CORP COMMISSION  
UTILITIES DIVISION - DIRECTOR'S OFFICE

Verification: State of ARIZONA, the undersigned of the  
(state name)

County of (county name): YUMA  
Name (owner or official) title: SHIRLEY BUSH, SHAREHOLDER  
Company name: FISHER'S LANDING WATER & SEWER WORKS, LLC


DO SAY THAT THIS ANNUAL UTILITY PROPERTY TAX AND SALES TAX REPORT TO THE ARIZONA CORPORATION COMMISSION.

FOR THE YEAR ENDING: 12/31/16

HAS BEEN PREPARED UNDER MY DIRECTION, FROM THE ORIGINAL BOOKS, PAPERS AND RECORDS OF SAID UTILITY; THAT I HAVE CAREFULLY EXAMINED THE SAME, AND DECLARE THE SAME TO BE A COMPLETE AND CORRECT STATEMENT OF BUSINESS AND AFFAIRS OF SAID UTILITY FOR THE PERIOD COVERED BY THIS REPORT IN RESPECT TO EACH AND EVERY MATTER AND THING SET FORTH, TO THE BEST OF MY KNOWLEDGE, INFORMATION AND BELIEF.

Sworn Statement: I HEREBY ATTEST THAT ALL PROPERTY TAXES FOR SAID COMPANY ARE CURRENT AND PAID IN FULL.

I HEREBY ATTEST THAT ALL SALES TAXES FOR SAID COMPANY ARE CURRENT AND PAID IN FULL.



Shirley Bush

signature of owner/official

(928) 782-7049

telephone no.

SUBSCRIBED AND SWORN TO BEFORE ME A NOTARY PUBLIC  
IN AND FOR THE COUNTY

THIS

11th

DAY OF

Yuma Ar  
(county name)  
April 2017  
(month) and (year)

MY COMMISSION EXPIRES

09/04/20  
(date)

Carmen Ortega  
(signature of notary public)

RECEIVED

APR 18 2017

Verification and Statement

Verification:

State of ARIZONA I, the undersigned of the  
(state name)

ARIZONA CORP COMMISSION  
UTILITIES DIVISION - DIRECTOR'S OFFICE

County of (county name): YUMA  
Name (owner or official) title: SHIRLEY BUSH, SHAREHOLDER  
Company name: FISHER'S LANDING WATER & SEWER WORKS, LLC

DO SAY THAT THIS ANNUAL UTILITY PROPERTY TAX AND SALES TAX REPORT TO THE ARIZONA CORPORATION COMMISSION.

FOR THE YEAR ENDING: 12/31/16

HAS BEEN PREPARED UNDER MY DIRECTION, FROM THE ORIGINAL BOOKS, PAPERS AND RECORDS OF SAID UTILITY; THAT I HAVE CAREFULLY EXAMINED THE SAME, AND DECLARE THE SAME TO BE A COMPLETE AND CORRECT STATEMENT OF BUSINESS AND AFFAIRS OF SAID UTILITY FOR THE PERIOD COVERED BY THIS REPORT IN RESPECT TO EACH AND EVERY MATTER AND THING SET FORTH, TO THE BEST OF MY KNOWLEDGE, INFORMATION AND BELIEF.


Sworn Statement: IN ACCORDANCE WITH THE REQUIREMENTS OF TITLE 40, ARTICLE 8, SECTION 40-401, ARIZONA REVISED STATUTES, IT IS HEREIN REPORTED THAT THE GROSS OPERATING REVENUE OF SAID UTILITY DERIVED FROM ARIZONA INTRASTATE UTILITY OPERATIONS DURING THE CALENDAR YEAR WAS:

Arizona Intrastate Gross Operating Revenues Only (\$)

24,032.08

(The amount in the box above includes

705.08 in sales taxes  
billed or collected)



Shirley Bush  
signature of owner/official

(928) 782-7049

telephone no.

SUBSCRIBED AND SWORN TO BEFORE ME A NOTARY PUBLIC  
IN AND FOR THE COUNTY

THIS

11th

DAY OF

Yuma) Ar  
(county name)  
April 2017  
(month) and (year)

MY COMMISSION EXPIRES

09/04/20  
(date)

Carmen Ortega  
(signature of notary public)