

ANNUAL REPORT

Of

Company Name: **FISHER'S LANDING WATER & SEWER WORKS, LLC**

Mailing Address:

Docket No.: **WS-04047A**

For the Year Ended: **12/31/21**

WASTEWATER UTILITY

To

Arizona Corporation Commission

RECEIVED
UTILITIES DIVISION
2022 APR 18 A 11:53
ARIZONA CORPORATION
COMMISSION

Due on April 15th

Email: Util-Compliance@azcc.gov, mail or deliver the completed Annual Report to:

Arizona Corporation Commission
Compliance Section - Utilities Division
1200 West Washington Street
Phoenix, Arizona 85007

Application Type: **Original Filing**

Application Date: **4/12/2022**

ARIZONA CORPORATION COMMISSION
WASTEWATER UTILITY ANNUAL REPORT
0

A Class Utility

For the Calendar Year Ended: 12/31/21

Primary Address:
City: State: Zip Code:

Telephone Number:

Date of Original Organization of Utility:

Person to whom correspondence should be addressed concerning this report:

Name:
Telephone No. :
Address:
City: State: Zip Code:
Email:

Name:
Telephone No. :
Address:
City: State: Zip Code:
Email:

Name:
Telephone No. :
Address:
City: State: Zip Code:
Email:

Name:
Telephone No. :
Address:
City: State: Zip Code:
Email:

Name:
Telephone No. :
Address:
City: State: Zip Code:
Email:

Ownership:

Counties Served:

Important changes during the year
--

	For those companies not subject to the affiliated interest rules, has there been a change in ownership or direct control during the year?
--	---

	If yes, please provide specific details in the box below.
--	---

	N/A
--	-----

	Has the company been notified by any other regulatory authorities during the year, that they are out of compliance?
--	---

	If yes, please provide specific details in the box below.
--	---

	N/A
--	-----

Annual Report
 Utility Plant in Service (Wastewater)
 12/31/21

Utility Plant in Service (Wastewater)							
Account No.	Description	Beginning Year Original Cost	Current Year Additions	Current Year Retirements	Adjusted Original Cost	Accumulated Depreciation	OCLD (OC less AD)
351	Organization	20,000			\$0	20,000	\$0
352	Franchises				0		0
353	Land and Land Rights				0		0
354	Structures and Improvements	26,917			0	16,136	10,781
355	Power Generation Equipment	25,000			0	23,125	1,875
360	Collections Wastewater - Force				0		0
361	Collections Wastewater - Gravity	150,000			0	55,500	94,500
362	Special Collecting Structures				0		0
363	Services to Customers				0		0
364	Flow Measuring Devices	20,000			0	7,400	12,600
365	Flow Measuring Installations				0		0
366	Reuse Services				0		0
367	Reuse Meters & Meter Installations				0		0
370	Receiving Wells	10,000	N		0	6,161	3,839
371	Pumping Equipment	32,934		N	0	32,934	0
374	Reuse Distribution Reservoirs				0		0
375	Reuse Trans. And Distr. Equipment		A		0		0
380	Treatment and Disposal Equipment			A	0		0
381	Plant Sewers				0		0
382	Outfall Sewer Lines				0		0
389	Other Plant and Misc. Equipment				0		0
390	Office Furniture and Equipment	3,000			0	3,000	0
390.1	Computer & Software				0		0
391	Transportation Equipment	2,500			0	2,500	0
392	Stores Equipment				0		0
393	Tools, Shop and Garage Equipment	6,000			0	5,550	450
394	Laboratory Equipment	1,200			0	1,200	0
395	Power Operated Equipment				0		0
396	Communication Equipment	20,000			0	18,500	1,500
397	Miscellaneous Equipment				0		0
398	Other Tangible Plant	1,200			0	1,200	0
	Totals	318,751 \$0	↓ \$0	↓ \$0	\$0	193,206 \$0	125,545 \$0

Instructions: Fill out the Grey Cells with the relevant information. Input 0 or none if there is nothing recorded in that account or there is no applicable information to report.

Annual Report
 Depreciation Expense for the Current Year (Wastewater)
 12/31/21

Depreciation Expense for the Current Year (Wastewater)								
Account No.	Description	Beginning Year Original Cost	Current Year Additions	Current Year Retirements	Adjusted Original Cost	Fully Depreciated/Non-depreciable Plant	Depreciation Percentages	Depreciation Expense
351	Organization	20,000	\$0	\$0	\$0		0	\$0
352	Franchises	0	0	0	0			0
353	Land and Land Rights	0	0	0	0			0
354	Structures and Improvements	26,917	0	0	0		3.33%	896
355	Power Generation Equipment	25,000	0	0	0		15%	1,250
360	Collections Wastewater - Force	0	0	0	0			0
361	Collections Wastewater - Gravity	150,000	0	0	0		2%	3,000
362	Special Collecting Structures	0	0	0	0			0
363	Services to Customers	20,000	0	0	0		2%	400
364	Flow Measuring Devices	0	0	0	0			0
365	Flow Measuring Installations	0	0	0	0			0
366	Reuse Services	0	0	0	0			0
367	Reuse Meters & Meter Installations	0	N	N	N			0
370	Receiving Wells	10,000	0	0	0		3.33%	333
371	Pumping Equipment	32,934	0	0	0		12.5%	0
374	Reuse Distribution Reservoirs	0	A	A	A			0
375	Reuse Trans. And Distr. Equipment	0	0	0	0			0
380	Treatment and Disposal Equipment	0	0	0	0			0
381	Plant Sewers	0	0	0	0			0
382	Outfall Sewer Lines	0	0	0	0			0
389	Other Plant and Misc. Equipment	0	0	0	0			0
390	Office Furniture and Equipment	3,000	0	0	0		6.67%	0
390.1	Computer & Software	0	0	0	0			0
391	Transportation Equipment	2,500	0	0	0		5%	0
392	Stores Equipment	0	0	0	0			0
393	Tools, Shop and Garage Equipment	6,000	0	0	0		5%	300
394	Laboratory Equipment	1,200	0	0	0		5%	0
395	Power Operated Equipment	20,000	0	0	0		5%	1,000
396	Communication Equipment	0	0	0	0			0
397	Miscellaneous Equipment	0	0	0	0			0
398	Other Tangible Plant	1,200	0	0	0		5%	0
	Subtotal	318,751	\$0	\$0	\$0	\$0		7,179

Contribution(s) in Aid of Construction (Gross)
 Less: Non Amortizable Contribution(s)
 Fully Amortized Contribution(s)
 Amortizable Contribution(s)
 Times: Proposed Amortization Rate
Amortization of CIAC

 \$0

Less: Amortization of CIAC

DEPRECIATION EXPENSE

Instructions: Fill out the Grey Cells with the relevent information. Input 0 or none if there is nothing recorded in that account or there is no applicable information to report.

Balance Sheet Assets				
Account No.	Assets		Balance at Beginning of Year (2021)	Balance at End of Year (2021)
Current and Accrued Assets				
131	Cash			
132	Special Deposits			
135	Temporary Cash Investments		182,353	152,119
141	Customer Accounts Receivable			
142	Other Accounts Receivable			
143	Accumulated Provision for Uncollectable Accounts			
146	Notes Receivable from Associated Companies			
151	Plant Material and Supplies			
162	Prepayments			
173	Accrued Utility Revenue			
174	Miscellaneous Current and Accrued Assets			
	Total Current and Accrued Assets		182,353	152,119
Deferred Debits				
186.1	Deferred Rate Case Expense			
	Total Deferred Debits		\$0	\$0
Fixed Assets				
101	Utility Plant in Service*			
103	Property Held for Future Use		463,890	463,462
105	Construction Work in Progress			
108	Accumulated Depreciation (enter as negative)*		17,448	17,448
121	Non-Utility Property		(186,027)	(237,274)
122	Accumulated Depreciation - Non Utility		57,505	57,505
	Total Fixed Assets		(57,505)	(57,505)
	Total Assets		295,311	243,636
			477,644	395,755

Instructions: Fill out the Grey Cells with the relevant information. Input 0 or none if there is nothing recorded in that account or there is no applicable information to report.

Note these items feed automatically from the adjusted end of year balance from AR4.

0
 Annual Report
 Balance Sheet Liabilities and Owners Equity

Balance Sheet Liabilities and Owners Equity				
	Liabilities		Balance at Beginning of Year (2021)	Balance at End of Year (2021)
Account No.	Current Liabilities			
231	Accounts Payable		338,437	309,842
232	Notes Payable (Current Portion)			
234	Notes Payable to Associated Companies			
235	Customer Deposits			
236	Accrued Taxes		4,053	6,221
237	Accrued Interest			
241	Miscellaneous Current and Accrued Liabilities			
253	Other Deferred Credits			
	Total Current Liabilities		342,490	316,063
	Long Term Debt			
224	Long Term Debt (Notes and Bonds)			
	Total Long Term Debt		\$0	\$0
	Deferred Credits			
252	Advances in Aid of Construction			
255	Accumulated Deferred Investment Tax Credits			
271	Contributions in Aid of Construction			
272	Less: Amortization of Contributions			
281	Accumulated Deferred Income Tax			
	Total Deferred Credits		\$0	\$0
	Total Liabilities		342,490	316,063
	Capital Accounts			
201	Common Stock Issued			
211	Other Paid-In Capital			
215	Retained Earnings		135,154	79,692
218	Proprietary Capital (Sole Props and Partnerships)			
	Total Capital		135,154	79,692
	Total Liabilities and Capital		477,644	395,755

Instructions: Fill out the Grey Cells with the relevant information. Input 0 or none if there is nothing recorded in that account or there is no applicable information to report.

Note: Total liabilities and Capital must match total assets for the beginning and end of the year!

0
Annual Report
Wastewater Comparative Income Statement
12/31/21

Wastewater Comparative Income Statement			
Account No.	Calendar Year	Current Year 01/01/2021 -	Last Year 01/01/2020 -
	Operating Revenue		
521	Flat Rate Revenues	55,943	55,943
522	Measured Revenues		
534	Rents from Wastewater Property		
536	Other Wastewater Revenues		
	Total Revenues	55,943	55,943
	Operating Expenses		
701	Salaries and Wages	80,739	66,509
704	Employee Pensions and Benefits		
710	Purchased Wastewater Treatment		
711	Sludge Removal Expense		
715	Purchased Power	3,556	2,183
716	Fuel for Power Production		
718	Chemicals		
720	Materials and Supplies		
720.1	Repairs and Maintenance		
720.2	Office Supplies and Expense		
721	Office Expense		
731	Contractual Services - Engineering		
732	Contractual Services - Accounting	1,455	2,926
733	Contractual Services - Legal		
734	Contractual Services - Management Fees		
735	Contractual Services - Testing		
736	Contractual Services - Other	8,133	2,985
740	Rents - Building	79,992	79,992
742	Rents - Equipment		
750	Transportation Expenses		
757	Insurance - General Liability		
758	Insurance - Worker's Compensation		
759	Insurance - Other		
760	Advertising Expense		
766	Regulatory Commission Expense - Rate Case	0	0
767	Regulatory Commission Expense - Other		
770	Bad Debt Expense		
775	Miscellaneous Expense		
403	Depreciation Expense (From Schedule AR4)	7,179	7,299
408	Taxes Other Than Income		
408.11	Property Taxes		
408.12	Payroll Taxes	8,120	8,577
409	Income Taxes		
	Total Operating Expenses	189,174	170,471
	Operating Income / (Loss)	(133,231)	(114,528)
	Other Income / (Expense)		
414	Gain (Loss) on Dispositions		
419	Interest and Dividend Income		
421	Non-Utility Income		
426	Miscellaneous Non-Utility (Expense)		(72)
427	Interest (Expense)		
	Total Other Income / (Expense)	\$0	(72)
	Net Income / (Loss)	(133,231)	(114,600)

Instructions: Fill out the Grey Cells with the relevant information. Input 0 or none if there is nothing recorded in that account or there is no applicable information to report.

0
 Annual Report
 Full time equivalent employees
 12/31/21

Full time equivalent employees

	Direct Company	Allocated	Outside service	Total
President				0.0
Vice-president				0.0
Manager	1			22,500
Engineering Staff				0.0
System Operator(s)				0.0
Customer Service				0.0
Accounting				0.0
Business Office				0.0
Rates Department				0.0
Administrative Staff				0.0
Other MAINTENANCE	2			80,739
Total	0.0	0.0	0.0	103,239

Instructions: Fill out the Grey Cells with the relevant information. Input 0 or none if there is nothing recorded in that account or there is no applicable information to report. A full-time employee is based on 2080 total hours per year. Please calculate partial employees using 2080 hours.

0

Annual Report
Supplemental Financial Data (Long-Term Debt)
12/31/21

Supplemental Financial Data (Long-Term Debt)				
	Loan #1	Loan #2	Loan #3	Loan #4
Date Issued				
Source of Loan				
ACC Decision No.				
Reason for Loan				
Dollar Amt. Issued		N		
Amount Outstanding				
Date of Maturity		A		
Interest Rate				
Current Year Interest				
Current Year Principal				

Meter Deposit Balance at Test Year End:

Meter Deposits Refunded During the Test Year:

List all bonds, notes, loans, and other types of indebtedness in which the proceeds were used in the provision of public utility service. Indebtedness incurred for personal uses by the owner of the utility should not be listed. Input 0 or none if there is nothing to report for that cell.

Annual Report
Wastewater Utility Plant Description
12/31/21

Wastewater Utility Plant Description	
---	--

Name of System:	FISHER'S LANDING WATER AND SEWER
Wastewater Inventory Number (if applicable):	14-039
Type of Treatment	AEROBIC LAGOON
Design Capacity of Plant (Gallons per day)	59,000 GPD

LIFT STATION FACILITIES					
Location	Quantity of Pumps	Horsepower Per Pump	Rated Capacity Per Pump (GPM)	Wet Well Capacity (gals)	Year Constructed
FIRE STATION	2	25	100	100,000	
FRUIT CITY	2	15	10	6,000	

FORCE MAINS		
Size	Material	Length (Feet)
4 INCH	PVC	7,920
6 INCH		

MANHOLES	
Type	Quantity
Standard	8
Drop	

CLEANOUTS
Quantity
8

Note: If you are filing for more than one system, please provide separate sheets for each system.

Instructions: Fill out the Grey Cells with the relevant information. Input 0 or none if there is nothing recorded in that account or there is no applicable information to report. Copy and paste this sheet as many times as is necessary.

Annual Report
Wastewater Utility Plant Description (Continued)

Wastewater Utility Plant Description (Continued)					
GRAVITY MAINS			SERVICES/LATERALS		
Sizes (inches)	Material	Length (feet)	Size (inches)	Material	Quantity
8	PVC	1,500			

For the following five items, list the utility owned assets in each category for each system.

SOLIDS PROCESSING AND HANDLING FACILITIES	EVAPORATION LAGOON
DISINFECTION EQUIPMENT (Chlorinator, Ultra-Violet, Etc.)	N/A
FILTRATION EQUIPMENT (Rapid Sand, Slow Sand, Activated Carbon, Etc.)	N/A
STRUCTURES (Buildings, Fences, Etc.)	CHAIN LINK FENCE SURROUNDS LAGOON SYSTEM
Other (Laboratory Equipment, Tools, Vehicles, Standby, Power Generators, Etc.)	(2) VALVE WRENCH (1) VEHICLE (2) STAND BY GENERATORS

Note: If you are filing for more than one system, please provide separate sheets for each system.

Instructions: Fill out the Grey Cells with the relevant information. Input 0 or none if there is nothing recorded in that account or there is no applicable information to report. Copy and paste this sheet as many times as is necessary.

Annual Report
Wastewater Flows
12/31/21

Wastewater Flows					
Month	Number of Services	Total Monthly Sewage Flow (Gallons)	Sewage Flow on Peak Day	Purchased Power Expense ¹	Purchased Power (kWh) ²
January					
February					
March					
April					
May					
June					
July					
August					
September					
October					
November					
December					
Totals		0	0	\$0	0

Provide the following information as applicable per wastewater system:

Method of Effluent Disposal

EVAPORATOR PONDS

Groundwater Permit Number

N/A

ADEQ Aquifer Protection Permit ("APP") Number

P-100605

ADEQ Reuse Permit Number

N/A

EPA NPDES Permit Number

N/A

APP Effluent Treatment Requirement (Class)?

Permitted Flow Rate

Permitted Organic Capacity

Hydraulic Capacity

Type of Biological Treatment

In the space below, list all violations within the past 12 months:

Note: If you are filing for more than one system, please provide separate sheets for each system.

¹ Enter the total purchased power costs for the power meters associated with this system.

² Enter the total purchased kWh used by the power meters associated with this system.

Instructions: Fill out the Grey Cells with the relevant information. Input 0 or none if there is nothing recorded in that account or there is no applicable information to report.

Other Wastewater System Information

Provide a calculation used to determine the value of one wastewater equivalent residential connection (ERC).

Use one of the following methods:

- (a) If actual flow data are available from the preceding 12 months, divide the total annual single family residence (SFR) gallons sold by the average number of single family residence customers for the same period and divide the result by 365 days.
- (b) If no historical flow data are available, use:
 $ERC = (\text{Total SFR gallons treated (Omit 000)} / 365 \text{ days} / 280 \text{ gallons per day})$

For wastewater only utilities:

Subtract all general use and other non residential customer gallons from the total gallons treated. Divide the remainder (SFR customers) by 365 days to reveal single family residence customer gallons per day.

NOTE: Total gallons treated includes both treated and purchased treatment.

ERC
Method used:

What is the present system connection capacity (in ERCs *) using existing lines?

What is the future system connection capacity (in ERCs *) upon service area buildout?

Describe any plans and estimated completion dates for any enlargements or improvements of this system.

N/A

If the utility uses reuse as a means of effluent disposal, attach a list of the reuse end users and the amount of reuse provided to each, if known.

N/A

If the utility does not engage in reuse, has a reuse feasibility study been completed?

If so, when?

0

Annual Report
Utility Shutoffs / Disconnects
12/31/21

Utility Shutoffs / Disconnects	
Name of System:	0
Wastewater Inventory Number (if applicable):	0

Month	Termination without Notice R14-2-609.B	Termination with Notice R14-2-609.C	Other
January			
February			
March			
April			
May			
June			
July		N	
August			
September		A	
October			
November			
December			
Total	0	0	0

Other (description):

Instructions: Fill out the Grey Cells with the relevant information. Input 0 or none if there is nothing recorded in that account or there is no applicable information to report.

Annual Report
Property Taxes
12/31/21

0

Property Taxes	
Amount of actual property taxes paid during Calendar Year 2021 was	\$9,623.48

If no property taxes paid, explain why.

Instructions: Fill out the Grey Cells with the relevant information. Input 0 or none if there is nothing recorded in that account or there is no applicable information to report.



Yuma County Treasurer

Account U0000054	Parcel Number 90055518	Receipt Date Oct 20, 2021	Receipt Number B-10-20-2021-CREDITRON -087599
----------------------------	----------------------------------	-------------------------------------	--

FISHER'S LANDING WATER & SEWER WORKS LLC
PO BOX 72188
YUMA, AZ 85365


Situs Address
YUMA

Payor

Legal Description
CENTRALLY VALUED PROPERTY
ACCOUNT 55-518
PARCEL NUMBER 107-02-002B

Payments Received
Creditron \$9,623.48
Check Number 00080171

Payments Applied		Billed	Prior Payments	New Payments	Balance
Year	Charges				
2021	Tax Charge	\$9,623.48	\$0.00	\$9,623.48	\$0.00
				\$9,623.48	\$0.00
Account Balance					\$0.00



Processed 10/21/21 \$9623.48 Ch# 10924

Verification and Sworn Statement (Taxes)

Verification: State of ARIZONA I, the undersigned of the
(state name)

County of (county name): YUMA
Name (owner or official) title: CHARLES BUSH
Company name: FISHER'S LANDING WATER AND SEWER WORKS, LLC

DO SAY THAT THIS ANNUAL UTILITY PROPERTY TAX AND SALES TAX REPORT TO THE ARIZONA CORPORATION COMMISSION.

FOR THE YEAR ENDING: 12/31/21

HAS BEEN PREPARED UNDER MY DIRECTION, FROM THE ORIGINAL BOOKS, PAPERS AND RECORDS OF SAID UTILITY; THAT I HAVE CAREFULLY EXAMINED THE SAME, AND DECLARE THE SAME TO BE A COMPLETE AND CORRECT STATEMENT OF BUSINESS AND AFFAIRS OF SAID UTILITY FOR THE PERIOD COVERED BY THIS REPORT IN RESPECT TO EACH AND EVERY MATTER AND THING SET FORTH, TO THE BEST OF MY KNOWLEDGE, INFORMATION AND BELIEF.

Sworn Statement: THEREBY ATTEST THAT ALL PROPERTY TAXES FOR SAID COMPANY ARE CURRENT AND PAID IN FULL

THEREBY ATTEST THAT ALL SALES TAXES FOR SAID COMPANY ARE CURRENT AND PAID IN FULL.

Charles Bush

signature of owner/official

(928) 782-7049

telephone no.

SUBSCRIBED AND SWORN TO BEFORE ME A NOTARY PUBLIC
IN AND FOR THE COUNTY

THIS

14th

DAY OF

Yuma

(county name)

April 2022

(month) and (year)

MY COMMISSION EXPIRES

5/16/2025
(date)



Keri A. Webster
(signature of notary public)

Verification and Sworn Statement

Verification:

State of ARIZONA I, the undersigned of the
(state name)
County of (county name): YUMA
Name (owner or official) title: CHARLES BUSH
Company name: FISHER'S LANDING WATER & SEWER WORKS, LLC

DO SAY THAT THIS ANNUAL UTILITY PROPERTY TAX AND SALES TAX REPORT TO THE ARIZONA CORPORATION COMMISSION.

FOR THE YEAR ENDING: 12/31/21

HAS BEEN PREPARED UNDER MY DIRECTION, FROM THE ORIGINAL BOOKS, PAPERS AND RECORDS OF SAID UTILITY; THAT I HAVE CAREFULLY EXAMINED THE SAME, AND DECLARE THE SAME TO BE A COMPLETE AND CORRECT STATEMENT OF BUSINESS AND AFFAIRS OF SAID UTILITY FOR THE PERIOD COVERED BY THIS REPORT IN RESPECT TO EACH AND EVERY MATTER AND THING SET FORTH, TO THE BEST OF MY KNOWLEDGE, INFORMATION AND BELIEF.

Sworn Statement: IN ACCORDANCE WITH THE REQUIREMENTS OF TITLE 40, ARTICLE 8, SECTION 40-401, ARIZONA REVISED STATUTES, IT IS HEREIN REPORTED THAT THE GROSS OPERATING REVENUE OF SAID UTILITY DERIVED FROM ARIZONA INTRASTATE UTILITY OPERATIONS DURING THE CALENDAR YEAR WAS:

Arizona Intrastate Gross Operating Revenues Only (\$)
\$328,020
(The amount in the box above includes
\$20,632 in sales taxes
billed or collected)

Charles Bush

signature of owner/official

(928) 782-7049

telephone no.

SUBSCRIBED AND SWORN TO BEFORE ME A NOTARY PUBLIC
IN AND FOR THE COUNTY

THIS 14th DAY OF April 2022
(month) and (year)

MY COMMISSION EXPIRES 5/16/2025
(date)



Keri A Webster
(signature of notary public)

Verification and Sworn Statement (Residential Revenue)

Verification:

State of ARIZONA I, the undersigned of the
(state name)

County of (county name): YUMA
Name (owner or official) title: CHARLES BUSH
Company name: FISHER'S LANDING WATER AND SEWER WORKS, LLC

DO SAY THAT THIS ANNUAL UTILITY PROPERTY TAX AND SALES TAX REPORT TO THE ARIZONA CORPORATION COMMISSION.

FOR THE YEAR ENDING: 12/31/21

HAS BEEN PREPARED UNDER MY DIRECTION, FROM THE ORIGINAL BOOKS, PAPERS AND RECORDS OF SAID UTILITY; THAT I HAVE CAREFULLY EXAMINED THE SAME, AND DECLARE THE SAME TO BE A COMPLETE AND CORRECT STATEMENT OF BUSINESS AND AFFAIRS OF SAID UTILITY FOR THE PERIOD COVERED BY THIS REPORT IN RESPECT TO EACH AND EVERY MATTER AND THING SET FORTH, TO THE BEST OF MY KNOWLEDGE, INFORMATION AND BELIEF.

Sworn Statement: IN ACCORDANCE WITH THE REQUIREMENTS OF TITLE 40, ARTICLE 8, SECTION 40-401, ARIZONA REVISED STATUTES, IT IS HEREIN REPORTED THAT THE GROSS OPERATING REVENUE OF SAID UTILITY DERIVED FROM ARIZONA INTRASTATE UTILITY OPERATIONS RECEIVED FROM RESIDENTIAL CUSTOMERS DURING THE CALENDAR YEAR WAS:

Arizona Intrastate Gross Operating Revenues Only (\$)

\$328,020

(The amount in the box above includes

\$20,632 in sales taxes
billed or collected)

Charles Bush

signature of owner/official

(928) 782-7049

telephone no.

SUBSCRIBED AND SWORN TO BEFORE ME A NOTARY PUBLIC
IN AND FOR THE COUNTY

Yuma
(county name)

THIS


14th

DAY OF

April 2022
(month) and (year)

MY COMMISSION EXPIRES

5/16/2025
(date)



Keri A. Webster

(signature of notary public)

for Income Tax Statement of Certification

Verification:

State of ARIZONA I, the undersigned of the
(state name)

County of (county name): YUMA
Name (owner or official) title: CHARLES BUSH
Company name: FISHER'S LANDING WATER AND SEWER WORKS, L.C

FOR THE YEAR ENDING: 12/31/21

Sworn Statement:

IN ACCORDANCE WITH THE REQUIREMENTS OF DECISION NO. 77084, BECAUSE THE UTILITY REQUIRES THE GROSS UP OF ADVANCES AND CONTRIBUTIONS, I HEREBY STATE THAT THE UTILITY A NET INCREASE IN CURRENT INCOME TAX EXPENSE OR A DECREASE IN DEFERRED TAX ASSET FOR A CARRY FORWARD ACCORDING TO GAAP IN AN AMOUNT EQUAL TO OR GREATER THAN THE AMOUNT OF THE REQUIRED GROSS UP PAID BY DEVELOPERS IN THE PERIOD COVERED BY THIS ANNUAL REPORT.

Charles Bush

signature of owner/official

(928) 782-7049

telephone no.

SUBSCRIBED AND SWORN TO BEFORE ME A NOTARY PUBLIC
IN AND FOR THE COUNTY

Yuma

(county name)

THIS

14th

DAY OF


April 2022

(month) and (year)

MY COMMISSION EXPIRES

5/16/2025

(date)



Keri A. Webster

(signature of notary public)