

ANNUAL REPORT

Of

Company Name:
12725 W. Indian School Rd., Ste. D101

Mailing Address: Avondale AZ
85392

Docket No.:
For the Year Ended:

RECEIVED
JUN 11 2019
ARIZONA CORP COMMISSION
UTILITIES DIVISION - DIRECTOR'S OFFICE

WASTEWATER UTILITY

To

Arizona Corporation Commission

Due on April 15th

Email: rdelafuente@azcc.gov, mail or deliver the completed Annual Report to:
Arizona Corporation Commission
Compliance Section - Utilities Division
1200 West Washington Street
Phoenix, Arizona 85007

Application Type:
Application Date:

6-11-19

ARIZONA CORPORATION COMMISSION
WASTEWATER UTILITY ANNUAL REPORT
Liberty Utilities (Rio Rico Water and Sewer) Corp
A Class Utility

1. For the Calendar Year Ended: 12/31/18

2. Address:

12725 W. Indian School Rd, Ste D101			
City:	Avondale	State:	Arizona
		Zip Code:	85392

3. Telephone Number:

623-935-9367

4. Date of Original Organization of Utility:

5/18/1992

5. Person to whom correspondence should be addressed concerning this report:

Name:

Leticia Washington

Telephone No. :

623-935-9367

Address:

12725 W. Indian School Rd, Ste D101			
City:	Avondale	State:	Arizona
		Zip Code:	85392

Email:

Leticia.Washington@libertyutilities.com

6. On-Site Manager:

Name:

Martin Garlant

Telephone No. :

520-377-7655

Address:

1225 W Frontage Rd			
City:	Rio Rico	State:	Arizona
		Zip Code:	85648

Email:

Martin.Garlant@libertyutilities.com

7. Ownership:

"C" Corporation

8. Counties Served:

Santa Cruz

Utility Plant in Service (Wastewater)							
Account No.	Description	Beginning Year Original Cost	Current Year Additions	Current Year Retirements	Adjusted Original Cost	Accumulated Depreciation	OC LD (OC less AD)
351	Organization	\$0	\$0	\$0	\$0	\$0	\$0
352	Franchises	0	0	0	0	0	0
353	Land and Land Rights	7,545	0	0	7,545	0	7,545
354	Structures and Improvements	368,320	30,005	0	398,325	446,735	(48,410)
355	Power Generation Equipment	0	0	0	0	0	0
360	Collections Wastewater - Force	636,023	900	101	636,822	111,038	525,784
361	Collections Wastewater - Gravity	6,701,070	921	104	6,701,887	3,522,128	3,179,759
362	Special Collecting Structures	0	0	0	0	0	0
363	Services to Customers	1,299,537	764	99	1,300,203	836,181	464,021
364	Flow Measuring Devices	65,412	0	0	65,412	59,686	5,726
365	Flow Measuring Installations	0	0	0	0	0	0
366	Reuse Services	0	0	0	0	0	0
367	Reuse Meters & Meter Installations	0	0	0	0	0	0
370	Receiving Wells	867,120	0	0	867,120	527,837	339,283
371	Pumping Equipment	591,994	57,701	112	649,583	177,668	471,915
374	Reuse Distribution Reservoirs	0	0	0	0	0	0
375	Reuse Trans. And Distr. Equipment	0	0	0	0	0	0
380	Treatment and Disposal Equipment	3,415,896	0	0	3,415,896	1,863,344	1,552,551
381	Plant Sewers	15,362	0	0	15,362	5,242	10,120
382	Outfall Sewer Lines	0	0	0	0	0	0
389	Other Plant and Misc. Equipment	54,250	0	0	54,250	70,812	(16,562)
390	Office Furniture and Equipment	111,390	0	521	110,869	78,232	32,637
390.1	Computer & Software	47,444	897	845	47,497	40,284	7,213
391	Transportation Equipment	6,322	0	0	6,322	5,787	536
392	Stores Equipment	0	0	0	0	0	0
393	Tools, Shop and Garage Equipment	11,912	6,010	118	17,804	2,133	15,671
394	Laboratory Equipment	6,132	0	0	6,132	2,558	3,574
395	Power Operated Equipment	29,947	0	0	29,947	5,615	24,332
396	Communication Equipment	6,057	0	440	5,617	9,574	(3,957)
397	Miscellaneous Equipment	0	0	0	0	0	0
398	Other Tangible Plant	7,826	0	0	7,826	1,724	6,102
	Totals	\$14,249,559	\$97,199	\$2,340	\$14,344,418	\$7,766,578	\$6,577,840

Instructions: Fill out the Grey Cells with the relevent information. Input 0 or none if there is nothing recorded in that account or there is no applicable information to report.

Liberty Utilities (Rio Rico Water and Sewer) Corp
Annual Report
Depreciation Expense for the Current Year (Wastewater)
12/31/18

Depreciation Expense for the Current Year (Wastewater)								
Account No.	Description	Beginning Year Original Cost	Current Year Additions	Current Year Retirements	Adjusted Original Cost	Fully Depreciated/Non-depreciable Plant	Depreciation Percentages	Depreciation Expense
351	Organization	\$0	\$0	\$0	\$0	\$0	0.00%	\$0
352	Franchises	0	0	0	0	0	0.00%	0
353	Land and Land Rights	7,545	0	0	7,545	7,545	0.00%	0
354	Structures and Improvements	368,320	30,005	0	398,325	0	3.33%	12,765
355	Power Generation Equipment	0	0	0	0	0	5.00%	0
360	Collections Wastewater - Force	636,023	900	101	636,822	0	2.00%	12,728
361	Collections Wastewater - Gravity	6,701,070	921	104	6,701,887	0	2.00%	134,030
362	Special Collecting Structures	0	0	0	0	0	2.00%	0
363	Services to Customers	1,299,537	764	99	1,300,203	0	2.00%	25,997
364	Flow Measuring Devices	65,412	0	0	65,412	56,523	10.00%	889
365	Flow Measuring Installations	0	0	0	0	0	10.00%	0
366	Reuse Services	0	0	0	0	0	2.00%	0
367	Reuse Meters & Meter Installations	0	0	0	0	0	8.33%	0
370	Receiving Wells	867,120	0	0	867,120	0	3.33%	28,875
371	Pumping Equipment	591,994	57,701	112	649,583	0	12.50%	77,599
374	Reuse Distribution Reservoirs	0	0	0	0	0	2.50%	0
375	Reuse Trans. And Distr. Equipment	0	0	0	0	0	2.50%	0
380	Treatment and Disposal Equipment	3,415,896	0	0	3,415,896	1,095,322	5.00%	116,901
381	Plant Sewers	15,362	0	0	15,362	0	5.00%	768
382	Outfall Sewer Lines	0	0	0	0	0	3.33%	0
389	Other Plant and Misc. Equipment	54,250	0	0	54,250	45,241	6.67%	601
390	Office Furniture and Equipment	111,390	0	521	110,869	0	6.67%	7,412
390.1	Computer & Software	47,444	897	845	47,497	4,025	20.00%	8,689
391	Transportation Equipment	6,322	0	0	6,322	0	20.00%	1,264
392	Stores Equipment	0	0	0	0	0	4.00%	0
393	Tools, Shop and Garage Equipment	11,912	6,010	118	17,804	5,139	5.00%	486
394	Laboratory Equipment	6,132	0	0	6,132	0	10.00%	613
395	Power Operated Equipment	29,947	0	0	29,947	0	5.00%	1,497
396	Communication Equipment	6,057	0	440	5,617	6,057	10.00%	(22)
397	Miscellaneous Equipment	0	0	0	0	0	10.00%	0
398	Other Tangible Plant	7,826	0	0	7,826	0	25.00%	1,957
	Subtotal	\$14,249,559	\$97,199	\$2,340	\$14,344,418	\$1,219,852		\$433,049

Contribution(s) in Aid of Construction (Gross)	\$5,117,247
Less: Non Amortizable Contribution(s)	0
Fully Amortized Contribution(s)	0
Amortizable Contribution(s)	\$5,117,247
Times: Proposed Amortization Rate	3.30%
Amortization of CIAC	\$153,704

Less: Amortization of CIAC

DEPRECIATION EXPENSE

Instructions: Fill out the Grey Cells with the relevent information. Input 0 or none if there is nothing recorded in that account or there is no applicable information to report.

Liberty Utilities (Rio Rico Water and Sewer) Corp
 Annual Report
 Balance Sheet Assets
 12/31/18

Balance Sheet Assets				
	Assets		Balance at Beginning of Year (2018)	Balance at End of Year (2018)
Account No.	Current and Accrued Assets			
131	Cash		\$12,266	\$3,154
132	Special Deposits		0	0
135	Temporary Cash Investments		0	0
141	Customer Accounts Receivable		89,979	88,379
142	Other Accounts Receivable		0	0
143	Accumulated Provision for Uncollectable Accounts		(211)	(788)
146	Notes Receivable from Associated Companies		291,606	0
151	Plant Material and Supplies		0	0
162	Prepayments		552	682
173	Accrued Utility Revenue		75,628	94,542.61
174	Miscellaneous Current and Accrued Assets		0	0
	Total Current and Accrued Assets		\$469,819	\$185,969
	Deferred Debits			
186.1	Deferred Rate Case Expense		\$9,029	\$9,056
186.2	Other Deferred Debits		26,648	(9,056)
	Total Deferred Debits		\$35,677	\$0
	Fixed Assets			
101	Utility Plant in Service*		\$14,249,559	\$14,344,418
103	Property Held for Future Use		0	0
105	Construction Work in Progress		156,854	374,089
108	Accumulated Depreciation (enter as negative)*		(7,335,869)	(7,766,578)
121	Non-Utility Property		350,760	333,199
122	Accumulated Depreciation - Non Utility		0	0
	Total Fixed Assets		\$7,421,304	\$7,285,127
	Total Assets		\$7,926,800	\$7,471,097

Instructions: Fill out the Grey Cells with the relevant information. Input 0 or none if there is nothing recorded in that account or there is no applicable information to report.

Note these items feed automatically from the adjusted end of year balance from AR4.

Liberty Utilities (Rio Rico Water and Sewer) Corp
Annual Report
Balance Sheet Liabilities and Owners Equity

Balance Sheet Liabilities and Owners Equity				
	Liabilities		Balance at Beginning of Year (2018)	Balance at End of Year (2018)
Account No.	Current Liabilities			
231	Accounts Payable		(\$17)	\$71
232	Notes Payable (Current Portion)		0	0
234	Notes Payable to Associated Companies		0	(489,792)
235	Customer Deposits		0	0
236	Accrued Taxes		3,989	3,300
237	Accrued Interest		0	0
241	Miscellaneous Current and Accrued Liabilities		\$413,927	\$397,430
	Total Current Liabilities		\$417,900	(\$88,990)
	Long Term Debt			
224	Long Term Debt (Notes and Bonds)		\$0	\$0
	Total Long Term Debt		\$0	\$0
	Deferred Credits			
252	Advances in Aid of Construction		\$528,950	\$526,938
253	Other Deferred Credits		\$0	\$360,251
255	Accumulated Deferred Investment Tax Credits		0	0
271	Contributions in Aid of Construction		5,117,247	5,117,247
272	Less: Amortization of Contributions		(3,396,328)	(3,550,032)
281	Accumulated Deferred Income Tax		0	451,676
	Total Deferred Credits		\$2,249,869	\$2,906,080
	Total Liabilities		\$2,667,769	\$2,817,090
	Capital Accounts			
201	Common Stock Issued		\$0	\$0
211	Other Paid-In Capital		2,803,633	2,400,228
215	Retained Earnings		2,455,398	2,253,778
218	Proprietary Capital (Sole Props and Partnerships)		0	0
	Total Capital		\$5,259,031	\$4,654,007
	Total Liabilities and Capital		\$7,926,800	\$7,471,097

Instructions: Fill out the Grey Cells with the relevant information. Input 0 or none if there is nothing recorded in that account or there is no applicable information to report.

Note: Total liabilities and Capital must match total assets for the beginning and end of the year!

Liberty Utilities (Rio Rico Water and Sewer) Corp
Annual Report
Wastewater Comparative Income Statement
12/31/18

Wastewater Comparative Income Statement			
Account No.	Calendar Year	Current Year 01/01/2018 -	Last Year 01/01/2017 -
	Operating Revenue		
521	Flat Rate Revenues	\$1,648,116	\$1,587,680
522	Measured Revenues	0	0
534	Rents from Wastewater Property	0	0
536	Other Wastewater Revenues	5,216	4,457
420	AFUDC Income	0	0
	Total Revenues	\$1,653,332	\$1,592,137
	Operating Expenses		
701	Salaries and Wages	\$0	\$0
704	Employee Pensions and Benefits	\$0	0
710	Purchased Wastewater Treatment	\$114,536	121,236
711	Sludge Removal Expense	\$0	0
715	Purchased Power	\$59,645	67,024
716	Fuel for Power Production	\$0	0
718	Chemicals	\$3,464	8,928
720	Materials and Supplies	\$3,869	3,379
720.1	Repairs and Maintenance	\$0	0
720.2	Office Supplies and Expense	\$0	0
721	Office Expense	\$0	0
731	Contractual Services -Engineering	\$0	0
732	Contractual Services - Accounting	\$2,944	0
733	Contractual Services - Legal	\$0	0
734	Contractual Services - Management Fees	\$251,314	229,370
735	Contractual Services - Testing	\$250	0
736	Contractual Services - Other	\$56,873	87,353
740	Rents - Building	\$0	0
742	Rents - Equipment	\$0	0
750	Transportation Expenses	\$8,432	7,002
757	Insurance - General Liability	\$9,122	10,219
758	Insurance - Worker's Compensation	\$0	0
759	Insurance - Other	\$0	0
760	Advertising Expense	\$0	0
766	Regulatory Commission Expense - Rate Case	\$0	0
767	Regulatory Commission Expense - Other	\$0	0
770	Bad Debt Expense	\$7,416	7,159
775	Miscellaneous Expense	\$21,102	21,862
403	Depreciation Expense (From Schedule AR4)	279,345	336,646
408	Taxes Other Than Income	\$0	0
408.11	Property Taxes	\$60,702	57,776
408.12	Payroll Taxes	\$0	0
409	Income Taxes	\$0	0
	Total Operating Expenses	\$879,014	\$957,954
	Operating Income / (Loss)	\$774,318	\$634,183
	Other Income / (Expense)		
414	Gain (Loss) on Dispositions	\$0	\$0
419	Interest and Dividend Income	\$0	0
421	Non-Utility Income	\$0	0
426	Miscellaneous Non-Utility (Expense)	\$0	0
427	Interest (Expense)	\$0	0
	Total Other Income / (Expense)	\$0	\$0
	Net Income / (Loss)	\$774,318	\$634,183

Instructions: Fill out the Grey Cells with the relevant information. Input 0 or none if there is nothing recorded in that account or there is no applicable information to report.

Liberty Utilities (Rio Rico Water and Sewer) Corp
 Annual Report
 Full time equivalent employees
 12/31/18

Full time equivalent employees

	Direct Company	Outside service	Total
President	0.0	0.0	0.0
Vice-president	0.0	0.0	0.0
Manager	0.0	0.3	0.3
Engineering Staff	0.0	0.1	0.1
System Operator(s)	0.0	1.9	1.9
Customer Service	0.0	1.2	1.2
Accounting	0.0	0.2	0.2
Business Office	0.0	0.1	0.1
Rates Department	0.0	0.1	0.1
Administrative Staff	0.0	0.1	0.1
Other	0.0	0.1	0.1
Total	0.0	4.1	4.1

<p>Instructions: Fill out the Grey Cells with the relevant information. Input 0 or none if there is nothing recorded in that account or there is no applicable information to report. A full-time employee is based on 2080 total hours per year. Please calculate partial employees using 2080 hours.</p>

Supplemental Financial Data (Long-Term Debt)				
	Loan #1	Loan #2	Loan #3	Loan #4
Date Issued	None	None	None	None
Source of Loan	None	None	None	None
ACC Decision No.	None	None	None	None
Reason for Loan	None	None	None	None
Dollar Amt. Issued	None	None	None	None
Amount Outstanding	None	None	None	None
Date of Maturity	None	None	None	None
Interest Rate	None	None	None	None
Current Year Interest	None	None	None	None
Current Year Principal	None	None	None	None

Meter Deposit Balance at Test Year End:	\$0
---	-----

Meter Deposits Refunded During the Test Year:	\$0
---	-----

List all bonds, notes, loans, and other types of indebtedness in which the proceeds were used in the provision of public utility service. Indebtedness incurred for personal uses by the owner of the utility should not be listed. Input 0 or none if there is nothing to report for that cell.

Wastewater Utility Plant Description

Name of System:	Liberty Utilities (Rio Rico Water and Sewer) Corp
Wastewater Inventory Number (if applicable):	105505
Type of Treatment	Anaerobic Lagoon
Design Capacity of Plant (Gallons per day)	Villas 12 .050 MGD, Villas 13 .050 MGD

LIFT STATION FACILITIES

Location	Quantity of Pumps	Horsepower Per Pump	Rated Capacity Per Pump (GPM)	Wet Well Capacity (gals)
Lift Station #1	2	88	725	32313
Lift Station #2	2	47	500	9000
Lift Station #3	2	47	500	9000
Lift Station #4	2	15	175	8000
Lift Station #5	2	3	27	1608
NA	NA	NA	NA	NA
NA	NA	NA	NA	NA
NA	NA	NA	NA	NA
NA	NA	NA	NA	NA
NA	NA	NA	NA	NA
NA	NA	NA	NA	NA
NA	NA	NA	NA	NA
NA	NA	NA	NA	NA
NA	NA	NA	NA	NA
NA	NA	NA	NA	NA
NA	NA	NA	NA	NA
NA	NA	NA	NA	NA

FORCE MAINS

Size	Material	Length (Feet)
2 inch	PVC/DIP/ACP	2,002
6 inch	PVC/DIP/ACP	5,645
8 inch	PVC/DIP/ACP	30,092
NA	NA	NA
NA	NA	NA
NA	NA	NA
NA	NA	NA
NA	NA	NA
NA	NA	NA
NA	NA	NA

MANHOLES

Type	Quantity
Standard	535
Drop	15

CLEANOUTS

Quantity
132
NA
NA
NA

Note: If you are filing for more than one system, please provide separate sheets for each system.

Instructions: Fill out the Grey Cells with the relevant information. Input 0 or none if there is nothing recorded in that account or there is no applicable information to report. Copy and paste this sheet as many times as is necessary.

Liberty Utilities (Rio Rico Water and Sewer) Corp
 Annual Report
 Wastewater Utility Plant Description (Continued)

Wastewater Utility Plant Description (Continued)					
COLLECTION MAINS			SERVICES/LATERALS		
Sizes (inches)	Material	Length (feet)	Size (inches)	Material	Quantity
4	PVC/DIP/ACP	2,054	4	Various	2,057
6	PVC/DIP/ACP	8,528	6	Various	147
8	PVC/DIP/ACP	181,265	8	PVC	10
10	PVC/DIP/ACP	8,787		NA	NA
12	PVC/DIP/ACP	20,761			
14	PVC/DIP/ACP	762			
16	PVC/DIP/ACP	1,078			
NA	NA	NA			
NA	NA	NA			
NA	NA	NA			
NA	NA	NA			
NA	NA	NA			
NA	NA	NA			
NA	NA	NA			
NA	NA	NA			
NA	NA	NA			

For the following five items, list the utility owned assets in each category for each system.

SOLIDS PROCESSING AND HANDLING FACILITIES	None
DISINFECTION EQUIPMENT (Chlorinator, Ultra-Violet, Etc.)	None
FILTRATION EQUIPMENT (Rapid Sand, Slow Sand, Activated Carbon, Etc.)	None
STRUCTURES (Buildings, Fences, Etc.)	(2) Wooden Storage Shed (20' x 20').
Other (Laboratory Equipment, Tools, Vehicles, Standby, Power Generators, Etc.)	Mobile Generator - 150 KW Diesel Powered, Diesel Powered 4" solids handling pump

Note: If you are filing for more than one system, please provide separate sheets for each system.

Instructions: Fill out the Grey Cells with the relevant information. Input 0 or none if there is nothing recorded in that account or there is no applicable information to report. Copy and paste this sheet as many times as is necessary.

Wastewater Flows					
Month	Number of Services	Total Monthly Sewage Flow	Sewage Flow on Peak Day	Purchased Power Expense ¹	Purchased Power (kWh) ²
January	2,146	12,324,000	532,000	\$4,875	31,920
February	2,147	11,270,000	511,000	\$4,874	30,356
March	2,148	11,619,000	445,000	\$4,457	26,512
April	2,149	10,744,000	413,000	\$4,341	23,715
May	2,150	12,399,000	439,000	\$5,280	36,480
June	2,150	12,317,000	439,000	\$4,971	39,185
July	2,150	12,918,000	439,000	\$4,837	38,402
August	2,154	12,674,000	421,000	\$4,895	37,509
September	2,155	12,194,000	416,000	\$5,294	43,295
October	2,156	10,593,000	422,000	\$4,395	32,463
November	2,155	11,245,000	477,000	\$4,955	37,067
December	2,164	11,593,000	416,000	\$5,720	38,543
	Totals	141,890,000	5,370,000	\$58,895	415,447

Provide the following information as applicable per wastewater system:

Method of Effluent Disposal	Other
Groundwater Permit Number	NA
ADEQ Aquifer Protection Permit ("APP") Number	NA
ADEQ Reuse Permit Number	NA
EPA NPDES Permil Number	NA
APP Effluent Treatment Requirement (Class)?	NA
Permitted Flow Rate	NA
Permitted Organic Capacity	NA
Hydraulic Capacity	NA
Type of Biological Treatment	

In the space below, list all violations within the past 12 months:

NA

Note: If you are filing for more than one system, please provide separate sheets for each system.

¹ Enter the total purchased power costs for the power meters associated with this system.

² Enter the total purchased kWh used by the power meters associated with this system.

Instructions: Fill out the Grey Cells with the relevent information. Input 0 or none if there is nothing recorded in that account or there is no applicable information to report.

Wastewater Flows					
Month	Number of Services	Total Monthly Sewage Flow	Sewage Flow on Peak Day	Purchased Power Expense ¹	Purchased Power (kWh) ²
January	123	11,709.60	NA	\$38	128
February	123	11,709.60	NA	\$36	114
March	122	11,614.40	NA	\$36	105
April	121	11,519.20	NA	\$38	109
May	122	11,614.40	NA	\$35	73
June	122	11,614.40	NA	\$35	83
July	123	11,709.60	NA	\$38	111
August	124	11,804.80	NA	\$34	74
September	123	11,709.60	NA	\$36	88
October	122	11,614.40	NA	\$32	74
November	122	11,614.40	NA	\$35	97
December	121	11,519.20	NA	\$33	78
Totals		139,754	0	\$426	1,134

Provide the following information as applicable per wastewater system:

Method of Effluent Disposal	Evaporation Ponds
Groundwater Permit Number	
ADEQ Aquifer Protection Permit ("APP") Number	105505
ADEQ Reuse Permit Number	
EPA NPDES Permil Number	
APP Effluent Treatment Requirement (Class)?	
Permitted Flow Rate	
Permitted Organic Capacity	
Hydraulic Capacity	
Type of Biological Treatment	

In the space below, list all violations within the past 12 months:

Note: If you are filing for more than one system, please provide separate sheets for each system.

¹ Enter the total purchased power costs for the power meters associated with this system.
² Enter the total purchased kWh used by the power meters associated with this system.

Instructions: Fill out the Grey Cells with the relevent information. Input 0 or none if there is nothing recorded in that account or there is no applicable information to report.

Liberty Utilities (Rio Rico Water and Sewer) Corp
Annual Report
Property Taxes
12/31/18

Property Taxes	
-----------------------	--

Amount of actual property taxes paid during Calendar Year 2018 was	\$34,236
--	----------

If no property taxes paid, explain why.

NA

Instructions: Fill out the Grey Cells with the relevent information. Input 0 or none if there is nothing recorded in that account or there is no applicable information to report.

Verification and Sworn Statement (Taxes)

RECEIVED

Verification: State of Arizona I, the undersigned of the
(state name)

MAY 20 2019

County of (county name):

Maricopa

Name (owner or official) title:

Matthew Garlick

Company name:

Liberty Utilities (Rio Rico Water and Sewer) Corp

ARIZONA CORP COMMISSION
UTILITIES DIVISION - DIRECTOR'S OFFICE

DO SAY THAT THIS ANNUAL UTILITY PROPERTY TAX AND SALES TAX REPORT TO THE ARIZONA CORPORATION COMMISSION.

FOR THE YEAR ENDING: 12/31/18

HAS BEEN PREPARED UNDER MY DIRECTION, FROM THE ORIGINAL BOOKS, PAPERS AND RECORDS OF SAID UTILITY; THAT I HAVE CAREFULLY EXAMINED THE SAME, AND DECLARE THE SAME TO BE A COMPLETE AND CORRECT STATEMENT OF BUSINESS AND AFFAIRS OF SAID UTILITY FOR THE PERIOD COVERED BY THIS REPORT IN RESPECT TO EACH AND EVERY MATTER AND THING SET FORTH, TO THE BEST OF MY KNOWLEDGE, INFORMATION AND BELIEF.

Sworn Statement: I HEREBY ATTEST THAT ALL PROPERTY TAXES FOR SAID COMPANY ARE CURRENT AND PAID IN FULL.

I HEREBY ATTEST THAT ALL SALES TAXES FOR SAID COMPANY ARE CURRENT AND PAID IN FULL.

Matthew Garlick

signature of owner/official

623-935-9367

telephone no.

SUBSCRIBED AND SWORN TO BEFORE ME A NOTARY PUBLIC
IN AND FOR THE COUNTY

THIS

8TH

DAY OF

Maricopa

(county name)

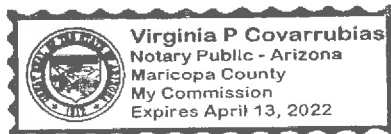
May 2019

(month) and (year)

MY COMMISSION EXPIRES

April 13, 2022

(date)



Virginia P. Covarrubias

(signature of notary public)

Verification and Sworn Statement

Verification:

State of Arizona I, the undersigned of the
(state name)

County of (county name): Maricopa

Name (owner or official) title: Matthew Garlick

Company name: Liberty Utilities (Rio Rico Water and Sewer) Corp

RECEIVED
MAY 20 2019
ARIZONA CORP COMMISSION
UTILITIES DIVISION - DIRECTOR'S OFFICE

DO SAY THAT THIS ANNUAL UTILITY PROPERTY TAX AND SALES TAX REPORT TO THE ARIZONA CORPORATION COMMISSION.

FOR THE YEAR ENDING: 12/31/18

HAS BEEN PREPARED UNDER MY DIRECTION, FROM THE ORIGINAL BOOKS, PAPERS AND RECORDS OF SAID UTILITY; THAT I HAVE CAREFULLY EXAMINED THE SAME, AND DECLARE THE SAME TO BE A COMPLETE AND CORRECT STATEMENT OF BUSINESS AND AFFAIRS OF SAID UTILITY FOR THE PERIOD COVERED BY THIS REPORT IN RESPECT TO EACH AND EVERY MATTER AND THING SET FORTH, TO THE BEST OF MY KNOWLEDGE, INFORMATION AND BELIEF.

Sworn Statement: IN ACCORDANCE WITH THE REQUIREMENTS OF TITLE 40, ARTICLE 8, SECTION 40-401, ARIZONA REVISED STATUTES, IT IS HEREIN REPORTED THAT THE GROSS OPERATING REVENUE OF SAID UTILITY DERIVED FROM ARIZONA INTRASTATE UTILITY OPERATIONS DURING THE CALENDAR YEAR WAS:

Arizona Intrastate Gross Operating Revenues Only (\$)

\$1,653,332

(The amount in the box above includes

\$0 in sales taxes
billed or collected)

Matthew Garlick

signature of owner/official

623-935-9367

telephone no.

SUBSCRIBED AND SWORN TO BEFORE ME A NOTARY PUBLIC
IN AND FOR THE COUNTY

THIS

8th


DAY OF

Maricopa
(county name)

May 2019
(month) and (year)

MY COMMISSION EXPIRES

April 13, 2022
(date)



Virginia P. Covarrubias
(signature of notary public)

Verification and Sworn Statement (Residential Revenue)

RECEIVED

MAY 20 2019

ARIZONA CORP COMMISSION
UTILITIES DIVISION - DIRECTOR'S OFFICE

Verification:

State of Arizona I, the undersigned of the
(state name)

County of (county name): Maricopa
Name (owner or official) title: Matthew Garlick
Company name: Liberty Utilities (Rio Rico Water and Sewer) Corp

DO SAY THAT THIS ANNUAL UTILITY PROPERTY TAX AND SALES TAX REPORT TO THE ARIZONA CORPORATION COMMISSION.

FOR THE YEAR ENDING: 12/31/18

HAS BEEN PREPARED UNDER MY DIRECTION, FROM THE ORIGINAL BOOKS, PAPERS AND RECORDS OF SAID UTILITY; THAT I HAVE CAREFULLY EXAMINED THE SAME, AND DECLARE THE SAME TO BE A COMPLETE AND CORRECT STATEMENT OF BUSINESS AND AFFAIRS OF SAID UTILITY FOR THE PERIOD COVERED BY THIS REPORT IN RESPECT TO EACH AND EVERY MATTER AND THING SET FORTH, TO THE BEST OF MY KNOWLEDGE, INFORMATION AND BELIEF.

Sworn Statement: IN ACCORDANCE WITH THE REQUIREMENTS OF TITLE 40, ARTICLE 8, SECTION 40-401, ARIZONA REVISED STATUTES, IT IS HEREIN REPORTED THAT THE GROSS OPERATING REVENUE OF SAID UTILITY DERIVED FROM ARIZONA INTRASTATE UTILITY OPERATIONS RECEIVED FROM RESIDENTIAL CUSTOMERS DURING THE CALENDAR YEAR WAS:

Arizona Intrastate Gross Operating Revenues Only (\$)

\$1,234,263

(The amount in the box above includes

\$0 in sales taxes
billed or collected)

Matthew Garlick

signature of owner/official

623-935-9367


telephone no.

SUBSCRIBED AND SWORN TO BEFORE ME A NOTARY PUBLIC
IN AND FOR THE COUNTY

Maricopa
(county name)

THIS 8th DAY OF May 2019
(month) and (year)

MY COMMISSION EXPIRES April 13, 2022
(date)



Virginia P. Covarrubias
(signature of notary public)

RECEIVED

JUN 17 2019

ARIZONA CORP COMMISSION
UTILITIES DIVISION - DIRECTOR'S OFFICE

Company Name: Liberty Utilities (Rio Rico Water and Sewer) Corp
Docket No.: WS-02676A

Name of System:
Wastewater Inventory Number (if applicable): 105505

2018 Utility Shutoffs / Disconnects			
Month	Termination without Notice R14-2-609.B	Termination with Notice R14-2-609.C	Other
January	0	0	0
February	0	0	0
March	0	0	0
April	0	0	0
May	0	0	0
June	0	0	0
July	0	0	0
August	0	0	0
September	0	0	0
October	0	0	0
November	0	0	0
December	0	0	0
Total	0	0	0

Other (description):
N/A

Instructions: Fill out the Grey Cells with the relevant information. Input 0 or none if there is nothing recorded in that account or there is no applicable information to report.