

ANNUAL REPORT

Of

Company Name:
c/o Global Water Resources, Inc.
Mailing Address: 21410 N 19th Ave., Ste 220
Phoenix AZ
85027
Docket No.:
For the Year Ended:

RECEIVED
APR 15 2019
ARIZONA CORP COMMISSION
UTILITIES DIVISION - DIRECTOR'S OFFICE

WASTEWATER UTILITY

To

Arizona Corporation Commission

Due on April 15th

Email: rdelafuente@azcc.gov, mail or deliver the completed Annual Report to:
Arizona Corporation Commission
Compliance Section - Utilities Division
1200 West Washington Street
Phoenix, Arizona 85007

Application Type:
Application Date:

4-19-19

ARIZONA CORPORATION COMMISSION
WASTEWATER UTILITY ANNUAL REPORT
Red Rock Utilities, LLC
A Class Utility

1. For the Calendar Year Ended:

2. Address:
City: State: Zip Code:

3. Telephone Number:

4. Date of Original Organization of Utility:

5. Person to whom correspondence should be addressed concerning this report:

Name:
Telephone No. :
Address:
City: State: Zip Code:
Email:

6. On-Site Manager:

Name:
Telephone No. :
Address:
City: State: Zip Code:
Email:

7. Ownership:

8. Counties Served:

Utility Plant in Service (Wastewater)							
Account No.	Description	Beginning Year Original Cost	Current Year Additions	Current Year Retirements	Adjusted Original Cost	Accumulated Depreciation	OC LD (OC less AD)
351	Organization	\$11,982	\$0	\$0	\$11,982	\$0	\$11,982
352	Franchises	59,751	0	0	59,751	0	59,751
353	Land and Land Rights	6,539	0	0	6,539	0	6,539
354	Structures and Improvements	3,075,846	0	0	3,075,846	1,291,753	1,784,092
355	Power Generation Equipment	31,432	0	0	31,432	18,073	13,359
360	Collections Wastewater - Force	0	0	0	0	0	0
361	Collections Wastewater - Gravity	5,984,666	665,339	0	6,650,004	1,235,034	5,414,971
362	Special Collecting Structures	0	128,020	0	128,020	1,280	126,740
363	Services to Customers	0	0	0	0	0	0
364	Flow Measuring Devices	0	0	0	0	0	0
365	Flow Measuring Installations	0	0	0	0	0	0
366	Reuse Services	14,161	18,441	0	32,602	3,158	29,444
367	Reuse Meters & Meter Installations	0	0	0	0	0	0
370	Receiving Wells	0	0	0	0	0	0
371	Pumping Equipment	49,042	20,096	0	69,138	37,671	31,467
374	Reuse Distribution Reservoirs	280,410	0	0	280,410	71,376	209,035
375	Reuse Trans. And Distr. Equipment	676,826	163,721	0	840,547	179,113	661,433
380	Treatment and Disposal Equipment	2,168,314	63,818	0	2,232,133	1,314,602	917,531
381	Plant Sewers	0	0	0	0	0	0
382	Outfall Sewer Lines	0	0	0	0	0	0
389	Other Plant and Misc. Equipment	0	0	0	0	0	0
390	Office Furniture and Equipment	10,039	0	0	10,039	7,757	2,282
390.1	Computer & Software	0	0	0	0	0	0
391	Transportation Equipment	8,224	0	0	8,224	8,224	0
392	Stores Equipment	0	0	0	0	0	0
393	Tools, Shop and Garage Equipment	0	0	0	0	0	0
394	Laboratory Equipment	2,601	0	0	2,601	1,827	774
395	Power Operated Equipment	0	0	0	0	0	0
396	Communication Equipment	882	0	0	882	882	0
397	Miscellaneous Equipment	0	0	0	0	0	0
398	Other Tangible Plant	22,853	0	0	22,853	10,284	12,569
	Totals	\$12,403,567	\$1,059,435	\$0	\$13,463,002	\$4,181,034	\$9,281,967

Instructions: Fill out the Grey Cells with the relevent information. Input 0 or none if there is nothing recorded in that account or there is no applicable information to report.

Red Rock Utilities, LLC
Annual Report
Depreciation Expense for the Current Year (Wastewater)
12/31/18

Depreciation Expense for the Current Year (Wastewater)								
Account No.	Description	Beginning Year Original Cost	Current Year Additions	Current Year Retirements	Adjusted Original Cost	Fully Depreciated/Non-depreciable Plant	Depreciation Percentages	Depreciation Expense
351	Organization	\$11,982	\$0	\$0	\$11,982	\$11,982	0.00%	\$0
352	Franchises	59,751	0	0	59,751	59,751	0.00%	0
353	Land and Land Rights	6,539	0	0	6,539	6,539	0.00%	0
354	Structures and Improvements	3,075,846	0	0	3,075,846	0	3.33%	102,528
355	Power Generation Equipment	31,432	0	0	31,432	0	5.00%	1,572
360	Collections Wastewater - Force	0	0	0	0	0	0.00%	0
361	Collections Wastewater - Gravity	5,984,666	665,339	0	6,650,004	0	2.00%	126,347
362	Special Collecting Structures	0	128,020	0	128,020	0	2.00%	1,280
363	Services to Customers	0	0	0	0	0	0.00%	0
364	Flow Measuring Devices	0	0	0	0	0	0.00%	0
365	Flow Measuring Installations	0	0	0	0	0	0.00%	0
366	Reuse Services	14,161	18,441	0	32,602	0	2.00%	468
367	Reuse Meters & Meter Installations	0	0	0	0	0	0.00%	0
370	Receiving Wells	0	0	0	0	0	0.00%	0
371	Pumping Equipment	49,042	20,096	0	69,138	49,042	65.62%	6,593
374	Reuse Distribution Reservoirs	280,410	0	0	280,410	0	2.50%	7,010
375	Reuse Trans. And Distr. Equipment	676,826	163,721	0	840,547	0	2.50%	18,967
380	Treatment and Disposal Equipment	2,168,314	63,818	0	2,232,133	0	5.00%	110,011
381	Plant Sewers	0	0	0	0	0	0.00%	0
382	Outfall Sewer Lines	0	0	0	0	0	0.00%	0
389	Other Plant and Misc. Equipment	0	0	0	0	0	0.00%	0
390	Office Furniture and Equipment	10,039	0	0	10,039	0	6.67%	669
390.1	Computer & Software	0	0	0	0	0	0.00%	0
391	Transportation Equipment	8,224	0	0	8,224	8,224	0.00%	0
392	Stores Equipment	0	0	0	0	0	0.00%	0
393	Tools, Shop and Garage Equipment	0	0	0	0	0	0.00%	0
394	Laboratory Equipment	2,601	0	0	2,601	1,811	30.94%	244
395	Power Operated Equipment	0	0	0	0	0	0.00%	0
396	Communication Equipment	882	0	0	882	0	0.00%	0
397	Miscellaneous Equipment	0	0	0	0	0	0.00%	0
398	Other Tangible Plant	22,853	0	0	22,853	0	10.00%	2,285
	Subtotal	\$12,403,567	\$1,059,435	\$0	\$13,463,002	\$137,348		\$377,975

Contribution(s) in Aid of Construction (Gross)	\$5,398,503
Less: Non Amortizable Contribution(s)	0
Fully Amortized Contribution(s)	0
Amortizable Contribution(s)	<u>\$5,398,503</u>
Times: Proposed Amortization Rate	1.36%
Amortization of CIAC	\$73,369
Less: Amortization of CIAC	<input type="text" value="\$73,369"/>
DEPRECIATION EXPENSE	<input type="text" value="\$304,606"/>

Instructions: Fill out the Grey Cells with the relevant information. Input 0 or none if there is nothing recorded in that account or there is no applicable information to report.

Red Rock Utilities, LLC
Annual Report
Balance Sheet Assets
12/31/18

Balance Sheet Assets				
	Assets		Balance at Beginning of Year (2018)	Balance at End of Year (2018)
Account No.	Current and Accrued Assets			
131	Cash		\$96,997	\$0
132	Special Deposits		0	0
133	Other Special Deposits		0	128,020
134	Working Funds		0	0
135	Temporary Cash Investments		0	0
141	Customer Accounts Receivable		45,117	44,636
142	Other Accounts Receivable		12,500	0
143	Accumulated Provision for Uncollectable Accounts		0	(23,889)
146	Notes Receivable from Associated Companies		0	(3,098)
151	Plant Material and Supplies		0	0
162	Prepayments		0	(228)
173	Accrued Utility Revenue		0	61,557
174	Miscellaneous Current and Accrued Assets		0	115,269
	Total Current and Accrued Assets		\$154,614	\$322,267
	Deferred Debits			
186.1	Deferred Rate Case Expense		0	0
190	Accumulated Deferred Income Taxes		0	0
	Total Deferred Debits		\$0	\$0
	Fixed Assets			
101	Utility Plant in Service*		\$12,403,567	\$13,463,002
103	Property Held for Future Use		0	0
105	Construction Work in Progress		0	27,515
108	Accumulated Depreciation (enter as negative)*		(3,803,059)	(4,181,034)
121	Non-Utility Property		0	0
122	Accumulated Depreciation - Non Utility		0	0
	Total Fixed Assets		\$8,600,508	\$9,309,482
	Other Fixed Assets			
114	Utility Plant Acquisition Adjustments		0	0
	Total Other Fixed Assets		\$0	\$0
	Total Assets		\$8,755,122	\$9,631,749

Instructions: Fill out the Grey Cells with the relevant information. Input 0 or none if there is nothing recorded in that account or there is no applicable information to report.

Note these items feed automatically from the adjusted end of year balance from AR4.

Red Rock Utilities, LLC
Annual Report
Balance Sheet Liabilities and Owners Equity

Balance Sheet Liabilities and Owners Equity				
	Liabilities		Balance at Beginning of Year (2018)	Balance at End of Year (2018)
Account No.	Current Liabilities			
231	Accounts Payable		(\$770)	\$29,773
232	Notes Payable (Current Portion)		0	0
234	Notes Payable to Associated Companies		0	0
235	Customer Deposits		0	0
236	Accrued Taxes		20,358	24,763
237	Accrued Interest		0	0
241	Miscellaneous Current and Accrued Liabilities		0	31,636
253	Other Deferred Credits		0	0
	Total Current Liabilities		\$19,588	\$86,172
	Long Term Debt			
224	Long Term Debt (Notes and Bonds)		0	0
	Total Long Term Debt		\$0	\$0
	Deferred Credits			
252	Advances in Aid of Construction		\$5,537,458	\$1,529,054
253	Other Deferred Credits		\$0	\$128,020
255	Accumulated Deferred Investment Tax Credits		0	0
271	Contributions in Aid of Construction		549,043	5,398,503
272	Less: Amortization of Contributions		(93,337)	(166,706)
281	Accumulated Deferred Income Tax		0	677,882
	Total Deferred Credits		\$5,993,163	\$7,566,753
	Total Liabilities		\$6,012,751	\$7,652,925
	Capital Accounts			
201	Common Stock Issued		\$0	\$0
			\$0	\$0
			\$0	\$0
			\$0	\$0
			\$0	\$0
211	Other Paid-In Capital		0	2,846,280
215	Retained Earnings		(43,731)	(867,455)
218	Proprietary Capital (Sole Props and Partnerships)		2,786,101	0
	Total Capital		\$2,742,370	\$1,978,824
	Total Liabilities and Capital		\$8,755,122	\$9,631,749

Instructions: Fill out the Grey Cells with the relevent information. Input 0 or none if there is nothing recorded in that account or there is no applicable information to report.

Note: Total liabilities and Capital must match total assets for the beginning and end of the year!

Red Rock Utilities, LLC
Annual Report
Wastewater Comparative Income Statement
12/31/18

Wastewater Comparative Income Statement			
Account No.	Calendar Year	Current Year 01/01/2018 -	Last Year 01/01/2017 -
	Operating Revenue		
521	Flat Rate Revenues	\$730,071	\$597,798
522	Measured Revenues	11,315	0
534	Rents from Wastewater Property	0	0
536	Other Wastewater Revenues	602	16,549
	Total Revenues	\$741,988	\$614,347
	Operating Expenses		
701	Salaries and Wages	\$16,709	\$0
704	Employee Pensions and Benefits	17	0
710	Purchased Wastewater Treatment	0	0
711	Sludge Removal Expense	15,250	0
715	Purchased Power	61,983	60,357
716	Fuel for Power Production	0	0
718	Chemicals	0	5,216
720	Materials and Supplies	12,933	9,384
720.1	Repairs and Maintenance	30,172	0
720.2	Office Supplies and Expense	0	0
721	Office Expense	4,456	4,161
731	Contractual Services -Engineering	0	0
732	Contractual Services - Accounting	23,975	28,998
733	Contractual Services - Legal	4,401	2,450
734	Contractual Services - Management Fees	8,100	50,000
735	Contractual Services - Testing	10,072	40,574
736	Contractual Services - Other	362,454	232,184
740	Rents - Building	0	0
742	Rents - Equipment	0	0
750	Transportation Expenses	0	0
757	Insurance - General Liability	4,842	19,606
758	Insurance - Worker's Compensation	5,052	0
759	Insurance - Other	228	0
760	Advertising Expense	0	0
766	Regulatory Commission Expense - Rate Case	0	0
767	Regulatory Commission Expense - Other	30	0
770	Bad Debt Expense	1,996	0
775	Miscellaneous Expense	12,208	7,221
403	Depreciation Expense (From Schedule AR4)	304,606	386,590
408	Taxes Other Than Income	350	0
408	Taxes Other Than Income	0	0
408.11	Property Taxes	50,794	40,715
408.12	Payroll Taxes	933	0
408.13	Other Taxes and Licenses	0	0
409	Income Taxes	677,882	0
	Total Operating Expenses	\$1,609,444	\$887,456
	Operating Income / (Loss)	(\$867,455)	(\$273,109)
	Other Income / (Expense)		
414	Gain (Loss) on Dispositions	\$0	\$0
419	Interest and Dividend Income	0	0
421	Non-Utility Income	0	0
426	Miscellaneous Non-Utility (Expense)	0	0
427	Interest (Expense)	0	0
	Total Other Income / (Expense)	\$0	\$0
	Net Income / (Loss)	(\$867,455)	(\$273,109)

Instructions: Fill out the Grey Cells with the relevent information. Input 0 or none if there is nothing recorded in that account or there is no applicable information to report.

Full time equivalent employees

	Direct Company	Outside service	Total
President	0.0	0.0	0.0
Vice-president	0.1	0.0	0.1
Manager	0.0	0.0	0.0
Engineering Staff	0.1	0.0	0.1
System Operator(s)	1.1	1.0	2.1
Customer Service	0.1	0.0	0.1
Accounting	0.1	0.0	0.1
Business Office	0.0	0.0	0.0
Rates Department	0.0	0.0	0.0
Administrative Staff	0.1	0.0	0.1
Other	0.0	0.0	0.0
Total	1.6	1.0	2.6

Instructions: Fill out the Grey Cells with the relevant information. Input 0 or none if there is nothing recorded in that account or there is no applicable information to report. A full-time employee is based on 2080 total hours per year. Please calculate partial employees using 2080 hours.

Supplemental Financial Data (Long-Term Debt)				
	Loan #1	Loan #2	Loan #3	Loan #4
Date Issued	None	None	None	None
Source of Loan	None	None	None	None
ACC Decision No.	None	None	None	None
Reason for Loan	None	None	None	None
Dollar Amt. Issued	None	None	None	None
Amount Outstanding	None	None	None	None
Date of Maturity	None	None	None	None
Interest Rate	None	None	None	None
Current Year Interest	None	None	None	None
Current Year Principal	None	None	None	None

Meter Deposit Balance at Test Year End:	\$0
---	-----

Meter Deposits Refunded During the Test Year:	\$0
---	-----

<i>List all bonds, notes, loans, and other types of indebtedness in which the proceeds were used in the provision of public utility service. Indebtedness incurred for personal uses by the owner of the utility should <u>not</u> be listed. Input 0 or none if there is nothing to report for that cell.</i>
--

Wastewater Utility Plant Description

Name of System:	Red Rock Utilities
Wastewater Inventory Number (if applicable):	105421
Type of Treatment	Other
Design Capacity of Plant (Gallons per day)	300,000

LIFT STATION FACILITIES				
Location	Quantity of Pumps	Horsepower Per Pump	Rated Capacity Per Pump (GPM)	Wet Well Capacity (gals)
33786 Spirit Lane (WRF	2	15	625	4680
0	0	0	0	0
0	0	0	0	0
0	0	0	0	0
0	0	0	0	0
0	0	0	0	0
0	0	0	0	0
0	0	0	0	0
0	0	0	0	0
0	0	0	0	0
0	0	0	0	0

FORCE MAINS		
Size	Material	Length (Feet)
8 inch	Ductile Iron	60
NA	NA	0
NA	NA	0
NA	NA	0
NA	NA	0
NA	NA	0
NA	NA	0
NA	NA	0
NA	NA	0
NA	NA	0
NA	NA	0
NA	NA	0
NA	NA	0
NA	NA	0
NA	NA	0
NA	NA	0
NA	NA	0
NA	NA	0
NA	NA	0
NA	NA	0
NA	NA	0
NA	NA	0

MANHOLES	
Type	Quantity
Standard	155
Drop	0

CLEANOUTS
Quantity
6
0
0
0

Note: If you are filing for more than one system, please provide separate sheets for each system.

Instructions: Fill out the Grey Cells with the relevent information. Input 0 or none if there is nothing recorded in that account or there is no applicable information to report. Copy and paste this sheet as many times as is necessary.

Red Rock Utilities, LLC
 Annual Report
 Wastewater Utility Plant Description (Continued)

Wastewater Utility Plant Description (Continued)					
COLLECTION MAINS			SERVICES/LATERALS		
Sizes (inches)	Material	Length (feet)	Size (inches)	Material	Quantity
4	NA	0	4	Sewer PVC	856
6	NA	0	6	Sewer PVC	3
8	SDR 35 PVC	58,128	8	NA	0
10	NA	0	10	NA	0
12	SDR 35 PVC	2,670			
15	SDR 35 PVC	1,542			
18	SDR 35 PVC	6,314			
24	Ductile Iron (DIP)	60			
30	NA	0			
18	Ductile Iron (DIP)	308			
NA	NA	0			
NA	NA	0			
NA	NA	0			
NA	NA	0			
NA	NA	0			
NA	NA	0			
NA	NA	0			
NA	NA	0			
NA	NA	0			
NA	NA	0			
NA	NA	0			
NA	NA	0			
NA	NA	0			
NA	NA	0			
NA	NA	0			
NA	NA	0			
NA	NA	0			
NA	NA	0			
NA	NA	0			
NA	NA	0			
NA	NA	0			
NA	NA	0			
NA	NA	0			
NA	NA	0			
NA	NA	0			
NA	NA	0			

Wastewater Utility Plant Description (Continued)

For the following five items, list the utility owned assets in each category for each system.

SOLIDS PROCESSING AND HANDLING FACILITIES	Noxon Centrifuge
DISINFECTION EQUIPMENT (Chlorinator, Ultra-Violet, Etc.)	Sunlight Systems Ultra Violet Light
FILTRATION EQUIPMENT (Rapid Sand, Slow Sand, Activated Carbon, Etc.)	Miami Filters Sand Filters
STRUCTURES (Buildings, Fences, Etc.)	Red Rock WRF Operations Building, Block wall around WRF, Recycled Water Storage Lagoon
Other (Laboratory Equipment, Tools, Vehicles, Standby, Power Generators, Etc.)	Incubator, Muffle Furnace, Laboratory, Refrigerator, Oven, Nitrate Analyzer, PH Analyzer, Electric Scale, Generac 350 KW Standby Generator.

Note: If you are filing for more than one system, please provide separate sheets for each system.

Instructions: Fill out the Grey Cells with the relevant information. Input 0 or none if there is nothing recorded in that account or there is no applicable information to report. Copy and paste this sheet as many times as is necessary.

Red Rock Utilities, LLC
 Annual Report
 Wastewater Flows
 12/31/18

Wastewater Flows					
Month	Number of Services	Total Monthly Sewage Flow	Sewage Flow on Peak Day	Purchased Power Expense ¹	Purchased Power (kWh) ²
January	810	2,874,937	121,726	\$4,580	36,900
February	813	2,582,469	147,612	4,677	34,800
March	823	2,632,739	119,977	4,298	29,100
April	828	3,015,763	135,201	5,127	38,400
May	831	2,891,357	122,144	6,596	44,700
June	835	2,743,326	116,083	6,408	48,600
July	839	2,899,688	112,303	5,998	44,700
August	838	3,039,734	131,058	5,832	42,300
September	837	2,935,213	133,742	5,929	42,300
October	844	2,996,033	120,903	5,823	40,800
November	846	2,970,973	182,082	5,587	47,700
December	846	3,029,581	131,671	5,070	39,900
	Totals	34,611,813	1,574,502	\$65,924	490,200

Provide the following information as applicable per wastewater system:

Method of Effluent Disposal	Reuse
Groundwater Permit Number	56-000379.0000
ADEQ Aquifer Protection Permit ("APP") Number	P105621
ADEQ Reuse Permit Number	R511243
EPA NPDES Permil Number	AZMW25143
APP Effluent Treatment Requirement (Class)?	A+
Permitted Flow Rate	0.3 MGD
Permitted Organic Capacity	0.3 MGD
Hydraulic Capacity	0.3 MGD
Type of Biological Treatment	Sequenced Batch Reactor (SBR)

In the space below, list all violations within the past 12 months:

Global Water Resources acquired Red Rock utilities in October 2018. There were no violations between from the time Global Water Resources aquired the utilities and December 31, 2018. NOTE: PURCHASED POWER EXPENSE ABOVE DOES NOT MATCH THE PURCHASED POWER ON THE INCOME STATEMENT IN

Note: If you are filing for more than one system, please provide separate sheets for each system.

1 Enter the total purchased power costs for the power meters associated with this system.

2 Enter the total purchased kWh used by the power meters associated with this system.

Instructions: Fill out the Grey Cells with the relevent information. Input 0 or none if there is nothing recorded in that account or there is no applicable information to report.

Red Rock Utilities, LLC
Annual Report
Property Taxes
12/31/18

Property Taxes	
Amount of actual property taxes paid during Calendar Year 2018 was	\$44,261

If no property taxes paid, explain why.
N/A

Instructions: Fill out the Grey Cells with the relevant information. Input 0 or none if there is nothing recorded in that account or there is no applicable information to report.

Red Rock Utilities, LLC
Annual Report
Verification and Sworn Statement (Taxes)
12/31/18

RECEIVED

APR 15 2019

ARIZONA CORP COMMISSION
UTILITIES DIVISION - DIRECTOR'S OFFICE

Verification and Sworn Statement (Taxes)

Verification: State of Arizona I, the undersigned of the
(state name)

County of (county name): Maricopa
Name (owner or official) title: Jon Corwin, General Manager
Company name: Red Rock Utilities, LLC

DO SAY THAT THIS ANNUAL UTILITY PROPERTY TAX AND SALES TAX REPORT TO THE ARIZONA CORPORATION COMMISSION.

FOR THE YEAR ENDING: 12/31/18

HAS BEEN PREPARED UNDER MY DIRECTION, FROM THE ORIGINAL BOOKS, PAPERS AND RECORDS OF SAID UTILITY; THAT I HAVE CAREFULLY EXAMINED THE SAME, AND DECLARE THE SAME TO BE A COMPLETE AND CORRECT STATEMENT OF BUSINESS AND AFFAIRS OF SAID UTILITY FOR THE PERIOD COVERED BY THIS REPORT IN RESPECT TO EACH AND EVERY MATTER AND THING SET FORTH, TO THE BEST OF MY KNOWLEDGE, INFORMATION AND BELIEF.

Sworn Statement: I HEREBY ATTEST THAT ALL PROPERTY TAXES FOR SAID COMPANY ARE CURRENT AND PAID IN FULL.

I HEREBY ATTEST THAT ALL SALES TAXES FOR SAID COMPANY ARE CURRENT AND PAID IN FULL.

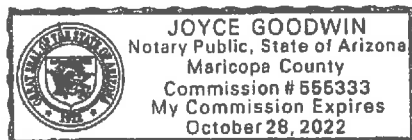
Jon Corwin
signature of owner/official

520-265-1947
telephone no.

SUBSCRIBED AND SWORN TO BEFORE ME A NOTARY PUBLIC
IN AND FOR THE COUNTY

THIS 15th DAY OF April 2019
(month) and (year)

MY COMMISSION EXPIRES Oct. 28, 2022
(date)



Joyce Goodwin
(signature of notary public)

Verification and Sworn Statement

RECEIVED

APR 15 2019

Verification:

State of Arizona I, the undersigned of the
(state name)

County of (county name): Maricopa

Name (owner or official) title: Jon Corwin, General Manager

Company name: Red Rock Utilities, LLC

ARIZONA CORP COMMISSION
UTILITIES DIVISION - DIRECTOR'S OFFICE

DO SAY THAT THIS ANNUAL UTILITY PROPERTY TAX AND SALES TAX REPORT TO THE ARIZONA CORPORATION COMMISSION.

FOR THE YEAR ENDING: 12/31/18

HAS BEEN PREPARED UNDER MY DIRECTION, FROM THE ORIGINAL BOOKS, PAPERS AND RECORDS OF SAID UTILITY; THAT I HAVE CAREFULLY EXAMINED THE SAME, AND DECLARE THE SAME TO BE A COMPLETE AND CORRECT STATEMENT OF BUSINESS AND AFFAIRS OF SAID UTILITY FOR THE PERIOD COVERED BY THIS REPORT IN RESPECT TO EACH AND EVERY MATTER AND THING SET FORTH, TO THE BEST OF MY KNOWLEDGE, INFORMATION AND BELIEF.

Sworn Statement: IN ACCORDANCE WITH THE REQUIREMENTS OF TITLE 40, ARTICLE 8, SECTION 40-401, ARIZONA REVISED STATUTES, IT IS HEREIN REPORTED THAT THE GROSS OPERATING REVENUE OF SAID UTILITY DERIVED FROM ARIZONA INTRASTATE UTILITY OPERATIONS DURING THE CALENDAR YEAR WAS:

Arizona Intrastate Gross Operating Revenues Only (\$)

\$741,988

(The amount in the box above includes

\$0 in sales taxes

billed or collected)

Jon Corwin
signature of owner/official

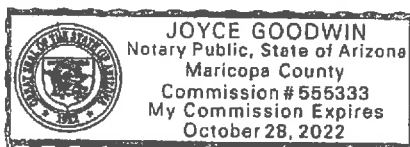
520-265-1947

telephone no.

SUBSCRIBED AND SWORN TO BEFORE ME A NOTARY PUBLIC
IN AND FOR THE COUNTY

THIS 15th DAY OF April 2019
(month) and (year)

MY COMMISSION EXPIRES Oct. 28, 2022
(date)



[Signature]
(signature of notary public)

Verification and Sworn Statement (Residential Revenue)

Verification:

State of Arizona I, the undersigned of the
(state name)

County of (county name): Maricopa
Name (owner or official) title: Jon Corwin, General Manager
Company name: Red Rock Utilities, LLC

RECEIVED
APR 15 2019
ARIZONA CORP COMMISSION
UTILITIES DIVISION - DIRECTOR'S OFFICE

DO SAY THAT THIS ANNUAL UTILITY PROPERTY TAX AND SALES TAX REPORT TO THE ARIZONA CORPORATION COMMISSION.

FOR THE YEAR ENDING: 12/31/18

HAS BEEN PREPARED UNDER MY DIRECTION, FROM THE ORIGINAL BOOKS, PAPERS AND RECORDS OF SAID UTILITY; THAT I HAVE CAREFULLY EXAMINED THE SAME, AND DECLARE THE SAME TO BE A COMPLETE AND CORRECT STATEMENT OF BUSINESS AND AFFAIRS OF SAID UTILITY FOR THE PERIOD COVERED BY THIS REPORT IN RESPECT TO EACH AND EVERY MATTER AND THING SET FORTH, TO THE BEST OF MY KNOWLEDGE, INFORMATION AND BELIEF.

Sworn Statement: IN ACCORDANCE WITH THE REQUIREMENTS OF TITLE 40, ARTICLE 8, SECTION 40-401, ARIZONA REVISED STATUTES, IT IS HEREIN REPORTED THAT THE GROSS OPERATING REVENUE OF SAID UTILITY DERIVED FROM ARIZONA INTRASTATE UTILITY OPERATIONS RECEIVED FROM RESIDENTIAL CUSTOMERS DURING THE CALENDAR YEAR WAS:

Arizona Intrastate Gross Operating Revenues Only (\$)

\$708,228

(The amount in the box above includes
\$0 in sales taxes
billed or collected)

Jon Corwin
signature of owner/official

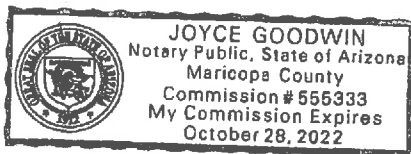
520-265-1947
telephone no.

SUBSCRIBED AND SWORN TO BEFORE ME A NOTARY PUBLIC
IN AND FOR THE COUNTY

Maricopa
(county name)

THIS 15th DAY OF April 2019
(month) and (year)

MY COMMISSION EXPIRES Oct. 28, 2022
(date)



[Signature]
(signature of notary public)

Company Name: Red Rock Utilities, LLC
Docket No.: WS-04245A

Name of System: Red Rock Utilities, LLC
Wastewater Inventory Number (if applicable): 105421

2018 Utility Shutoffs / Disconnects			
Month	Termination without Notice R14-2-609.B	Termination with Notice R14-2-609.C	Other
January	0	0	0
February	0	0	0
March	0	0	0
April	0	0	0
May	0	0	0
June	0	0	0
July	0	0	0
August	0	0	0
September	0	0	0
October	0	0	0
November	0	0	0
December	0	0	0
Total	0	0	0

Other (description): N/A

Instructions: Fill out the Grey Cells with the relevent information. Input 0 or none if there is nothing recorded in that account or there is no applicable information to report.