

ANNUAL REPORT

Of

Company Name:
c/o Global Water Resources, Inc.
Mailing Address: 21410 N. 19th Ave., Ste. 220
Phoenix AZ
85027
Docket No.: WS-04245A
For the Year Ended:

RECEIVED
APR 15 2019
ARIZONA CORP COMMISSION
UTILITIES DIVISION - DIRECTOR'S OFFICE

WATER UTILITY

To

Arizona Corporation Commission

Due on April 15th

Email: rdelafuente@azcc.gov, mail or deliver the completed Annual Report to:
Arizona Corporation Commission
Compliance Section - Utilities Division
1200 West Washington Street
Phoenix, Arizona 85007

Application Type:
Application Date:

4-19-19

ARIZONA CORPORATION COMMISSION
WATER UTILITY ANNUAL REPORT
Red Rock Utilities, LLC
A Class Utility

1. For the Calendar Year Ended:

2. Address:
City: State: Zip Code:

3. Telephone Number:

4. Date of Original Organization of Utility:

5. Person to whom correspondence should be addressed concerning this report:

Name:
Telephone No. :
Address:
City: State: Zip Code:
Email:

6. On-Site Manager:

Name:
Telephone No. :
Address:
City: State: Zip Code:
Email:

7. Ownership:

8. Counties Served:

Utility Plant in Service (Water)							
Account No.	Description	Beginning Year Original Cost	Current Year Additions	Current Year Retirements	Adjusted Original Cost	Accumulated Depreciation	OCLD (OC less AD)
301	Organization	\$54,296	\$0	\$0	\$54,296	\$0	\$54,296
302	Franchises	69,631	0	0	69,631	0	69,631
303	Land and Land Rights	32,810	0	0	32,810	0	32,810
304	Structures and Improvements	142,938	0	0	142,938	57,706	85,233
305	Collecting & Improving Reservoirs	0	0	0	0	0	0
306	Lake, River, Canal Intakes	0	0	0	0	0	0
307	Wells and Springs	724,314	0	0	724,314	328,843	395,470
308	Infiltration Galleries	0	0	0	0	0	0
309	Supply Mains	0	0	0	0	0	0
310	Power Generation Equipment	51,082	0	0	51,082	32,160	18,922
311	Pumping Equipment	119,750	0	0	119,750	119,750	0
320	Water Treatment Equipment	0	0	0	0	0	0
320.1	Water Treatment Plants	641,769	0	0	641,769	226,472	415,298
320.2	Solution Chemical Feeders	0	0	0	0	0	0
320.3	Point-of-Use Treatment Devices	0	0	0	0	0	0
330	Distribution Reservoirs and Standpipes	0	0	0	0	0	0
330.1	Storage Tanks	963,964	0	0	963,964	266,012	697,952
330.2	Pressure Tanks	209,570	0	0	209,570	130,317	79,253
331	Transmission and Distribution Mains	2,280,901	336,633	0	2,617,533	480,941	2,136,593
333	Services	457,345	121,068	0	578,413	159,251	419,162
334	Meters and Meter Installations	198,537	10,645	0	209,181	140,289	68,892
335	Hydrants	205,153	50,013	0	255,166	42,936	212,231
336	Backflow Prevention Devices	0	0	0	0	0	0
339	Other Plant and Misc. Equipment	651	0	0	651	502	150
340	Office Furniture and Equipment	5,751	0	0	5,751	4,435	1,316
340.1	Computer & Software	0	0	0	0	0	0
341	Transportation Equipment	8,224	0	0	8,224	8,224	0
342	Stores Equipment	3,836	0	0	3,836	1,764	2,071
343	Tools, Shop and Garage Equipment	11,546	0	0	11,546	3,741	7,806
344	Laboratory Equipment	0	0	0	0	0	0
345	Power Operated Equipment	18,224	0	0	18,224	10,479	7,745
346	Communication Equipment	0	0	0	0	0	0
347	Miscellaneous Equipment	16,074	0	0	16,074	7,463	8,611
348	Other Tangible Plant	0	0	0	0	0	0
	Totals	\$6,216,366	\$518,359	\$0	\$6,734,726	\$2,021,284	\$4,713,442

Instructions: Fill out the Grey Cells with the relevant information. Input 0 or none if there is nothing recorded in that account or there is no applicable information to report.

Red Rock Utilities, LLC
 Annual Report
 Depreciation Expense for the Current Year (Water)
 12/31/18

Depreciation Expense for the Current Year (Water)								
Account No.	Description	Beginning Year Original Cost	Current Year Additions	Current Year Retirements	Adjusted Original Cost	Fully Depreciated/Non-depreciable Plant	Depreciation Percentages	Depreciation Expense
301	Organization	\$54,296	\$0	\$0	\$54,296	\$54,296	0.00%	\$0
302	Franchises	69,631	0	0	69,631	69,631	0.00%	0
303	Land and Land Rights	32,810	0	0	32,810	32,810	0.00%	0
304	Structures and Improvements	142,938	0	0	142,938	0	3.33%	4,765
305	Collecting & Improving Reservoirs	0	0	0	0	0	0.00%	0
306	Lake, River, Canal Intakes	0	0	0	0	0	0.00%	0
307	Wells and Springs	724,314	0	0	724,314	0	3.33%	24,144
308	Infiltration Galleries	0	0	0	0	0	0.00%	0
309	Supply Mains	0	0	0	0	0	0.00%	0
310	Power Generation Equipment	51,082	0	0	51,082	0	5.00%	2,554
311	Pumping Equipment	119,750	0	0	119,750	119,750	0.00%	0
320	Water Treatment Equipment	0	0	0	0	0	0.00%	0
320.1	Water Treatment Plants	641,769	0	0	641,769	0	3.33%	21,392
320.2	Solution Chemical Feeders	0	0	0	0	0	0.00%	0
320.3	Point-of-Use Treatment Devices	0	0	0	0	0	0.00%	0
330	Distribution Reservoirs and Standpipes	0	0	0	0	0	0.00%	0
330.1	Storage Tanks	963,964	0	0	963,964	0	2.22%	21,421
330.2	Pressure Tanks	209,570	0	0	209,570	0	5.00%	10,479
331	Transmission and Distribution Mains	2,280,901	336,633	0	2,617,533	0	2.00%	48,984
333	Services	457,345	121,068	0	578,413	0	3.33%	17,263
334	Meters and Meter Installations	198,537	10,645	0	209,181	0	8.19%	16,697
335	Hydrants	205,153	50,013	0	255,166	0	2.00%	4,603
336	Backflow Prevention Devices	0	0	0	0	0	0.00%	0
339	Other Plant and Misc. Equipment	651	0	0	651	0	6.67%	43
340	Office Furniture and Equipment	5,751	0	0	5,751	0	6.67%	383
340.1	Computer & Software	0	0	0	0	0	0.00%	0
341	Transportation Equipment	8,224	0	0	8,224	8,224	0.00%	0
342	Stores Equipment	3,836	0	0	3,836	0	4.00%	153
343	Tools, Shop and Garage Equipment	11,546	0	0	11,546	0	5.00%	577
344	Laboratory Equipment	0	0	0	0	0	0.00%	0
345	Power Operated Equipment	18,224	0	0	18,224	0	5.00%	911
346	Communication Equipment	0	0	0	0	0	0.00%	0
347	Miscellaneous Equipment	16,074	0	0	16,074	0	10.00%	1,607
348	Other Tangible Plant	0	0	0	0	0	0.00%	0
	Subtotal	\$6,216,366	\$518,359	\$0	\$6,734,726	\$284,711		\$175,978

Contribution(s) in Aid of Construction (Gross)	\$2,199,977
Less: Non Amortizable Contribution(s)	0
Fully Amortized Contribution(s)	0
Amortizable Contribution(s)	<u>\$2,199,977</u>
Times: Proposed Amortization Rate	1.06%
Amortization of CIAC	\$23,234
Less: Amortization of CIAC	\$23,234
DEPRECIATION EXPENSE	\$152,743

Instructions: Fill out the Grey Cells with the relevant information. Input 0 or none if there is nothing recorded in that account or there is no applicable information to report.

Red Rock Utilities, LLC
Annual Report
Balance Sheet Assets
12/31/18

Balance Sheet Assets				
Account No.	Assets		Balance at Beginning of Year (2018)	Balance at End of Year (2018)
Current and Accrued Assets				
131	Cash		\$45,987	\$0
132	Special Deposits		0	0
133	Other Special Deposits		0	0
134	Working Funds		0	0
135	Temporary Cash Investments		0	0
141	Customer Accounts Receivable		39,361	41,736
142	Other Accounts Receivable		0	0
143	Accumulated Provision for Uncollectable Accounts		0	(27,539)
146	Notes Receivable from Associated Companies		0	(3,701)
151	Plant Material and Supplies		0	0
162	Prepayments		0	0
173	Accrued Utility Revenue		0	30,263
174	Miscellaneous Current and Accrued Assets		0	643,118
	Total Current and Accrued Assets		\$85,348	\$683,877
Deferred Debits				
186.1	Deferred Rate Case Expense		\$0	\$0
190	Accumulated Deferred Income Taxes		0	0
	Total Deferred Debits		\$0	\$0
Fixed Assets				
101	Utility Plant in Service*		\$6,216,366	\$6,734,726
103	Property Held for Future Use		747,990	0
105	Construction Work in Progress		0	752,386
108	Accumulated Depreciation (enter as negative)*		(1,845,306)	(2,021,284)
121	Non-Utility Property		0	0
122	Accumulated Depreciation - Non Utility		0	0
	Total Fixed Assets		\$5,119,050	\$5,465,828
Other Fixed Assets				
114	Utility Plant Acquisition Adjustments		\$0	\$0
	Total Other Fixed Assets		\$0	\$0
	Total Assets		\$5,204,398	\$6,149,705

Instructions: Fill out the Grey Cells with the relevant information. Input 0 or none if there is nothing recorded in that account or there is no applicable information to report.

*Note these items feed automatically from AR3 UPIS Page 3

Red Rock Utilities, LLC
Annual Report
Balance Sheet Liabilities and Owners Equity

Balance Sheet Liabilities and Owners Equity				
	Liabilities		Balance at Beginning of Year (2018)	Balance at End of Year (2018)
Account No.	Current Liabilities			
231	Accounts Payable		\$106	\$13,099
232	Notes Payable (Current Portion)		0	0
234	Notes Payable to Associated Companies		0	0
235	Customer Deposits		172,474	60,653
236	Accrued Taxes, Income Taxes		533	3,331
237	Accrued Interest		0	9,187
241	Miscellaneous Current and Accrued Liabilities		0	28,837
242	Miscellaneous Current and Accrued Liabilities		0	0
	Total Current Liabilities		\$173,113	\$115,107
	Long Term Debt			
224	Long Term Debt (Notes and Bonds)		\$0	\$0
	Deferred Credits			
251	Unamortized Premium on Debt		\$0	\$0
252	Advances in Aid of Construction		3,272,934	1,899,994
253	Other Deferred Credits		0	0
255	Accumulated Deferred Investment Tax Credits		0	0
271	Contributions in Aid of Construction		233,715	2,199,977
272	Less: Amortization of Contributions		(40,107)	(63,342)
281	Accumulated Deferred Income Tax		0	518,396
	Total Deferred Credits		\$3,466,542	\$4,555,026
	Total Liabilities		\$3,639,655	\$4,670,133
	Capital Accounts			
201	Common Stock Issued		\$0	\$0
211	Other Paid-In Capital		0	1,908,447
215	Retained Earnings		15,481	(428,876)
218	Proprietary Capital (Sole Props and Partnerships)		1,549,262	0
	Total Capital		\$1,564,743	\$1,479,572
	Total Liabilities and Capital		\$5,204,398	\$6,149,705

Instructions: Fill out the Grey Cells with the relevant information. Input 0 or none if there is nothing recorded in that account or there is no applicable information to report.

Note: Total liabilities and Capital must match total assets for the beginning and end of the year!

Red Rock Utilities, LLC
Annual Report
Water Comparative Income Statement
12/31/18

Water Comparative Income Statement			
Account No.	Calendar Year	Current Year 01/01/2018 - 12/31/2018	Last Year 01/01/2017 - 12/31/2017
	Operating Revenue		
461	Metered Water Revenue	\$491,612	\$441,421
460	Unmetered Water Revenue	0	0
462	Fire Protection Revenue	0	0
469	Guaranteed Revenues (Surcharges)	0	0
471	Miscellaneous Service Revenues	0	0
474	Other Water Revenue	10,973	10,335
	Total Revenues	\$502,586	\$451,756
	Operating Expenses		
601	Salaries and Wages	\$10,639	\$0
604	Employee Pensions and Benefits	0	0
610	Purchased Water	0	0
615	Purchased Power	23,829	22,067
616	Fuel for Power Production	0	0
618	Chemicals	3,332	2,680
620	Materials and Supplies	118	0
620.1	Repairs and Maintenance	12,421	18,681
620.2	Office Supplies and Expense	988	881
630	Contractual Services	0	0
631	Contractual Services -Engineering	0	0
632	Contractual Services - Accounting	23,975	28,998
633	Contractual Services - Legal	2,276	0
634	Contractual Services - Management Fees	54,881	69,750
635	Contractual Services - Water Testing	2,825	0
636	Contractual Services - Other	74,954	35,819
640	Rents	0	0
641	Rental of Building/Real Property	0	0
642	Rental of Equipment	0	0
650	Transportation Expenses	210	0
656	Insurance - Vehicles	0	0
657	Insurance - General Liability	2,572	0
657.1	Insurance - Health and Life	0	0
658	Insurance - Worker's Comp	5,052	0
660	Advertising	16	0
665	Regulatory Commission Expense - Rate	0	0
667	Regulatory Commission Expense - Other	30	0
670	Bad Debt Expense	1,549	0
675	Miscellaneous Expense	2,993	9,696
403	Depreciation Expense (From Schedule AR4)	152,743	151,003
408	Taxes Other Than Income	23,698	26,049
408.11	Property Taxes	880	1,066
408.12	Payroll Taxes	270	0
409	Income Taxes	518,396	0
427.1	Customer Security Deposit Interest	0	0
	Total Operating Expenses	\$918,648	\$366,690
	Operating Income / (Loss)	(\$416,062)	\$85,066
	Other Income / (Expense)		
414	Gain/Loss on Dispositions	\$0	\$0
419	Interest and Dividend Income	\$0	\$0
421	Non-Utility Income	0	0
426	Miscellaneous Non-Utility (Expense)	0	0
427	Interest (Expense)	(12,813)	0
	Total Other Income / (Expense)	(\$12,813)	\$0
	Net Income / (Loss)	(\$428,876)	\$85,066

Instructions: Fill out the Grey Cells with the relevant information. Input 0 or none if there is nothing recorded in that account or there is no applicable information to report.

Red Rock Utilities, LLC
 Annual Report
 Full time equivalent employees
 12/31/18

Full time equivalent employees

	Direct Company	Outside service	Total
President	0.0	0.0	0.0
Vice-president	0.1	0.0	0.1
Manager	0.0	0.0	0.0
Engineering Staff	0.1	0.0	0.1
System Operator(s)	1.1	1.0	2.1
Meter reader	0.0	0.0	0.0
Customer Service	0.1	0.0	0.1
Accounting	0.1	0.0	0.1
Business Office	0.0	0.0	0.0
Rates Department	0.0	0.0	0.0
Administrative Staff	0.1	0.0	0.1
Other	0.0	0.0	0.0
Total	1.7	1.0	2.7

Instructions: Fill out the Grey Cells with the relevant information. Input 0 or none if there is nothing recorded in that account or there is no applicable information to report. A full-time employee is based on 2080 total hours per year. Please calculate partial employees using 2080 hours.

Supplemental Financial Data (Long-Term Debt)				
	Loan #1	Loan #2	Loan #3	Loan #4
Date Issued	None	None	None	None
Source of Loan	None	None	None	None
ACC Decision No.	None	None	None	None
Reason for Loan	None	None	None	None
Dollar Amt. Issued	None	None	None	None
Amount Outstanding	None	None	None	None
Date of Maturity	None	None	None	None
Interest Rate	None	None	None	None
Current Year Interest	None	None	None	None
Current Year Principal	None	None	None	None

Meter Deposit Balance at Test Year End:	\$124,027
---	-----------

Meter Deposits Refunded During the Test Year:	\$0
---	-----

List all bonds, notes, loans, and other types of indebtedness in which the proceeds were used in the provision of public utility service. Indebtedness incurred for personal uses by the owner of the utility should not be listed. Input 0 or none if there is nothing to report for that cell.

Water Utility Plant Description (Continued)
--

For the following three items, list the utility owned assets in each category for each system.

TREATMENT EQUIPMENT:	Ion Exchange/Removal. Water treatment plant for Nitrate removal / remediation an ion exchange process at well #1
-----------------------------	--

STRUCTURES:	C12 Building
--------------------	--------------

OTHER:	Toyota Tacoma x 1
---------------	-------------------

Instructions: Fill out the Grey Cells with the relevant information. Input 0 or none if there is nothing recorded in that account or there is no applicable information to report. Copy and paste this sheet as many times as is necessary.

Customer and Other Information	
Name of the System:	RED ROCK UTILITIES
ADEQ Public Water System Number:	AZ0411160
ADWR PCC Number:	91-000823.0000

Month	Number of Customers				Other Non-Residential
	Single-Family	Multi-Family	Commercial	Turf/Irrigation	
January	809	0	6	20	10
February	810	0	6	20	10
March	821	0	6	20	10
April	828	0	6	20	10
May	829	0	8	20	11
June	834	0	8	20	11
July	836	0	9	20	12
August	836	0	9	20	12
September	838	0	6	21	11
October	841	0	6	21	11
November	842	0	6	21	8
December	843	0	6	21	8

If the system has fire hydrants, what is the fire flow requirements? GPM for hrs.

Does the system have chlorination treatment?

Does the Company have an ADWR Gallons Per Capita Per Day (GPCPD) requirement?
 If yes, provide the GPCPD amount:

Is the Water Utility located in an ADWR Active Management Area (AMA)?
 If yes, which AMA?

Instructions: Fill out the Grey Cells with the relevant information. Input 0 or none if there is nothing recorded in that account or there is no applicable information to report. Copy and paste this sheet as many times as is necessary.

Property Taxes	
Amount of actual property taxes paid during Calendar Year 2018 was	\$1,207

If no property taxes paid, explain why.

N/A

Instructions: Fill out the Grey Cells with the relevant information. Input 0 or none if there is nothing recorded in that account or there is no applicable information to report.

Verification and Sworn Statement (Taxes)

RECEIVED

APR 15 2019

ARIZONA CORP COMMISSION
UTILITIES DIVISION - DIRECTOR'S OFFICE

Verification: State of Arizona I, the undersigned of the
(state name)

County of (county name): Maricopa
Name (owner or official) title: Jon Corwin, General Manager
Company name: Red Rock Utilities, LLC

DO SAY THAT THIS ANNUAL UTILITY PROPERTY TAX AND SALES TAX REPORT TO THE ARIZONA CORPORATION COMMISSION.

FOR THE YEAR ENDING: 12/31/18

HAS BEEN PREPARED UNDER MY DIRECTION, FROM THE ORIGINAL BOOKS, PAPERS AND RECORDS OF SAID UTILITY; THAT I HAVE CAREFULLY EXAMINED THE SAME, AND DECLARE THE SAME TO BE A COMPLETE AND CORRECT STATEMENT OF BUSINESS AND AFFAIRS OF SAID UTILITY FOR THE PERIOD COVERED BY THIS REPORT IN RESPECT TO EACH AND EVERY MATTER AND THING SET FORTH, TO THE BEST OF MY KNOWLEDGE, INFORMATION AND BELIEF.

Sworn Statement: I HEREBY ATTEST THAT ALL PROPERTY TAXES FOR SAID COMPANY ARE CURRENT AND PAID IN FULL.

I HEREBY ATTEST THAT ALL SALES TAXES FOR SAID COMPANY ARE CURRENT AND PAID IN FULL.

Jon Corwin
signature of owner/official

520-265-1947

telephone no.

SUBSCRIBED AND SWORN TO BEFORE ME A NOTARY PUBLIC
IN AND FOR THE COUNTY

THIS

15th

DAY OF

Maricopa

(county name)

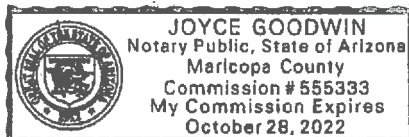
April 2019

(month) and (year)

MY COMMISSION EXPIRES

Oct. 28, 2022

(date)



[Signature]
(signature of notary public)

Verification and Sworn Statement

Verification:

State of Arizona I, the undersigned of the
(state name)
County of (county name): Maricopa
Name (owner or official) title: Jon Corwin, General Manager
Company name: Red Rock Utilities, LLC

RECEIVED

APR 15 2019

ARIZONA CORP COMMISSION
UTILITIES DIVISION - DIRECTOR'S OFFICE

DO SAY THAT THIS ANNUAL UTILITY PROPERTY TAX AND SALES TAX REPORT TO THE ARIZONA CORPORATION COMMISSION.

FOR THE YEAR ENDING: 12/31/18

HAS BEEN PREPARED UNDER MY DIRECTION, FROM THE ORIGINAL BOOKS, PAPERS AND RECORDS OF SAID UTILITY; THAT I HAVE CAREFULLY EXAMINED THE SAME, AND DECLARE THE SAME TO BE A COMPLETE AND CORRECT STATEMENT OF BUSINESS AND AFFAIRS OF SAID UTILITY FOR THE PERIOD COVERED BY THIS REPORT IN RESPECT TO EACH AND EVERY MATTER AND THING SET FORTH, TO THE BEST OF MY KNOWLEDGE, INFORMATION AND BELIEF.

Sworn Statement: IN ACCORDANCE WITH THE REQUIREMENTS OF TITLE 40, ARTICLE 8, SECTION 40-401, ARIZONA REVISED STATUTES, IT IS HEREIN REPORTED THAT THE GROSS OPERATING REVENUE OF SAID UTILITY DERIVED FROM ARIZONA INTRASTATE UTILITY OPERATIONS DURING THE CALENDAR YEAR WAS:

Arizona Intrastate Gross Operating Revenues Only (\$)

\$534,395

(The amount in the box above includes

\$31,810 in sales taxes
billed or collected)

Jon Corwin
signature of owner/official

520-265-1947

telephone no.

SUBSCRIBED AND SWORN TO BEFORE ME A NOTARY PUBLIC
IN AND FOR THE COUNTY

THIS


15th

DAY OF

Maricopa
(county name)
April 2019
(month) and (year)

MY COMMISSION EXPIRES

Oct. 28, 2022
(date)



[Signature]
(signature of notary public)

Verification and Sworn Statement (Residential Revenue)

Verification:

State of Arizona I, the undersigned of the
(state name)

County of (county name): Maricopa
Name (owner or official) title: Jon Corwin, General Manager
Company name: Red Rock Utilities, LLC

RECEIVED
APR 15 2019
ARIZONA CORP COMMISSION
UTILITIES DIVISION - DIRECTOR'S OFFICE

DO SAY THAT THIS ANNUAL UTILITY PROPERTY TAX AND SALES TAX REPORT TO THE ARIZONA CORPORATION COMMISSION.

FOR THE YEAR ENDING: 12/31/18

HAS BEEN PREPARED UNDER MY DIRECTION, FROM THE ORIGINAL BOOKS, PAPERS AND RECORDS OF SAID UTILITY; THAT I HAVE CAREFULLY EXAMINED THE SAME, AND DECLARE THE SAME TO BE A COMPLETE AND CORRECT STATEMENT OF BUSINESS AND AFFAIRS OF SAID UTILITY FOR THE PERIOD COVERED BY THIS REPORT IN RESPECT TO EACH AND EVERY MATTER AND THING SET FORTH, TO THE BEST OF MY KNOWLEDGE, INFORMATION AND BELIEF.

Sworn Statement: IN ACCORDANCE WITH THE REQUIREMENTS OF TITLE 40, ARTICLE 8, SECTION 40-401, ARIZONA REVISED STATUTES, IT IS HEREIN REPORTED THAT THE GROSS OPERATING REVENUE OF SAID UTILITY DERIVED FROM ARIZONA INTRASTATE UTILITY OPERATIONS RECEIVED FROM RESIDENTIAL CUSTOMERS DURING THE CALENDAR YEAR WAS:

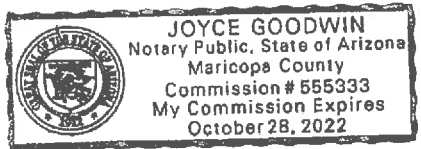
Arizona Intrastate Gross Operating Revenues Only (\$)
\$480,632
(The amount in the box above includes
\$28,610 in sales taxes
billed or collected)

[Signature]
signature of owner/official
520-265-1947
telephone no.

SUBSCRIBED AND SWORN TO BEFORE ME A NOTARY PUBLIC
IN AND FOR THE COUNTY Maricopa
(county name)

THIS 15th DAY OF April 2019
(month) and (year)

MY COMMISSION EXPIRES Oct. 28, 2022
(date)



[Signature]
(signature of notary public)

Company	Red Rock Utilities, LLC		
Docket No.:	WS-04245A		
Name of the System:	RED ROCK UTILITIES		
ADEQ Public Water System Number:			AZ0411160
ADWR PCC Number:	91-000823.0000		

2018 Utility Shutoffs / Disconnects

Month	Termination without Notice R14-2-410.B	Termination with Notice R14-2-410.C	Other
January	0	7	0
February	0	7	0
March	0	17	0
April	0	10	0
May	0	5	0
June	0	20	0
July	0	3	0
August	0	3	0
September	0	12	0
October	0	4	0
November	0	8	0
December	0	11	0
Total	0	107	0

Other (description): N/A

Instructions: Fill out the Grey Cells with the relevant information. Input 0 or none if there is nothing recorded in that account or there is no applicable information to report.