

ANNUAL REPORT

Of

Company Name: Southwest Environmental Utilities, LLC
5230 E. Shea Blvd., Ste. 200

Mailing Address: Scottsdale AZ
85254

Docket No.: WS-20878A
For the Year Ended: 12/31/17

RECEIVED
MAY 14 2018
ARIZONA CORP COMMISSION
UTILITIES DIVISION - DIRECTOR'S OFFICE

WASTEWATER UTILITY

To

Arizona Corporation Commission

Due on April 15th

Email: rdelafuente@azcc.gov, mail or deliver the completed Annual Report to:
Arizona Corporation Commission
Compliance Section - Utilities Division
1200 West Washington Street
Phoenix, Arizona 85007

Application Type: Original Filing
Application Date: 3/28/18

S-16-18

ARIZONA CORPORATION COMMISSION
WASTEWATER UTILITY ANNUAL REPORT

0

A Class Utility

1. For the Calendar Year Ended: 12/31/17

2. Address:

5230 E SHEA BLVD, STE 200			
City:	SCOTTSDALE	State:	Arizona
		Zip Code:	85254

3. Telephone Number: (480) 998-3300

4. Date of Original Organization of Utility: 12/11/2012

5. Person to whom correspondence should be addressed concerning this report:

Name: GARY DRUMMOND
Telephone No. : (480) 998-3300
Address: 5230 E SHEA BLVD, STE 200
City: SCOTTSDALE State: Arizona Zip Code: 85254
Email: JOHNSONCOMPANIES@AZVISION.NET

6. On-Site Manager:

Name: BRAD COLE
Telephone No. : (480) 998-3300
Address: 5230 E SHEA BLVD, STE 200
City: SCOTTSDALE State: Arizona Zip Code: 85254
Email: JOHNSONCOMPANIES@AZVISION.NET

7. Ownership: "S" Corporation

8. Counties Served: PINAL

Utility Plant in Service (Wastewater)							
Account No.	Description	Beginning Year Original Cost	Current Year Additions	Current Year Retirements	Adjusted Original Cost	Accumulated Depreciation	OCLD (OC less AD)
351	Organization	\$0	\$0	\$0	\$0	\$0	\$0
352	Franchises	0	0	0	0	0	0
353	Land and Land Rights	0	0	0	0	0	0
354	Structures and Improvements	0	0	0	0	0	0
355	Power Generation Equipment	0	0	0	0	0	0
360	Collections Wastewater - Force	0	0	0	0	0	0
361	Collections Wastewater - Gravity	0	0	0	0	0	0
362	Special Collecting Structures	0	0	0	0	0	0
363	Services to Customers	0	0	0	0	0	0
364	Flow Measuring Devices	0	0	0	0	0	0
365	Flow Measuring Installations	0	0	0	0	0	0
366	Reuse Services	0	0	0	0	0	0
367	Reuse Meters & Meter Installations	0	0	0	0	0	0
370	Receiving Wells	0	0	0	0	0	0
371	Pumping Equipment	0	0	0	0	0	0
374	Reuse Distribution Reservoirs	0	0	0	0	0	0
375	Reuse Trans. And Distr. Equipment	0	0	0	0	0	0
380	Treatment and Disposal Equipment	0	0	0	0	0	0
381	Plant Sewers	0	0	0	0	0	0
382	Outfall Sewer Lines	0	0	0	0	0	0
389	Other Plant and Misc. Equipment	0	0	0	0	0	0
390	Office Furniture and Equipment	0	0	0	0	0	0
390.1	Computer & Software	0	0	0	0	0	0
391	Transportation Equipment	0	0	0	0	0	0
392	Stores Equipment	0	0	0	0	0	0
393	Tools, Shop and Garage Equipment	0	0	0	0	0	0
394	Laboratory Equipment	0	0	0	0	0	0
395	Power Operated Equipment	0	0	0	0	0	0
396	Communication Equipment	0	0	0	0	0	0
397	Miscellaneous Equipment	0	0	0	0	0	0
398	Other Tangible Plant	0	0	0	0	0	0
	Totals	\$0	\$0	\$0	\$0	\$0	\$0

Instructions: Fill out the Grey Cells with the relevant information. Input 0 or none if there is nothing recorded in that account or there is no applicable information to report.

Southwest Environmental Utilities, LLC
 Annual Report
 Depreciation Expense for the Current Year (Wastewater)
 12/31/17

Depreciation Expense for the Current Year (Wastewater)								
Account No.	Description	Beginning Year Original Cost	Current Year Additions	Current Year Retirements	Adjusted Original Cost	Fully Depreciated/Non-depreciable Plant	Depreciation Percentages	Depreciation Expense
351	Organization	\$0	\$0	\$0	\$0	\$0	0.00%	\$0
352	Franchises	0	0	0	0	0	0.00%	0
353	Land and Land Rights	0	0	0	0	0	0.00%	0
354	Structures and Improvements	0	0	0	0	0	3.33%	0
355	Power Generation Equipment	0	0	0	0	0	5.00%	0
360	Collections Wastewater - Force	0	0	0	0	0	2.00%	0
361	Collections Wastewater - Gravity	0	0	0	0	0	2.00%	0
362	Special Collecting Structures	0	0	0	0	0	2.00%	0
363	Services to Customers	0	0	0	0	0	2.00%	0
364	Flow Measuring Devices	0	0	0	0	0	10.00%	0
365	Flow Measuring Installations	0	0	0	0	0	10.00%	0
366	Reuse Services	0	0	0	0	0	2.00%	0
367	Reuse Meters & Meter Installations	0	0	0	0	0	8.33%	0
370	Receiving Wells	0	0	0	0	0	3.33%	0
371	Pumping Equipment	0	0	0	0	0	12.50%	0
374	Reuse Distribution Reservoirs	0	0	0	0	0	2.50%	0
375	Reuse Trans. And Distr. Equipment	0	0	0	0	0	2.50%	0
380	Treatment and Disposal Equipment	0	0	0	0	0	5.00%	0
381	Plant Sewers	0	0	0	0	0	5.00%	0
382	Outfall Sewer Lines	0	0	0	0	0	3.33%	0
389	Other Plant and Misc. Equipment	0	0	0	0	0	6.67%	0
390	Office Furniture and Equipment	0	0	0	0	0	6.67%	0
390.1	Computer & Software	0	0	0	0	0	20.00%	0
391	Transportation Equipment	0	0	0	0	0	20.00%	0
392	Stores Equipment	0	0	0	0	0	5.00%	0
393	Tools, Shop and Garage Equipment	0	0	0	0	0	5.00%	0
394	Laboratory Equipment	0	0	0	0	0	10.00%	0
395	Power Operated Equipment	0	0	0	0	0	5.00%	0
396	Communication Equipment	0	0	0	0	0	10.00%	0
397	Miscellaneous Equipment	0	0	0	0	0	10.00%	0
398	Other Tangible Plant	0	0	0	0	0	0.00%	0
	Subtotal	\$0	\$0	\$0	\$0	\$0		\$0

Contribution(s) in Aid of Construction (Gross) \$0
 Less: Non Amortizable Contribution(s) 0
 Fully Amortized Contribution(s) 0
 Amortizable Contribution(s) \$0
 Times: Proposed Amortization Rate
Amortization of CIAC

Less: Amortization of CIAC

DEPRECIATION EXPENSE

Instructions: Fill out the Grey Cells with the relevant information. Input 0 or none if there is nothing recorded in that account or there is no applicable information to report.

 **ULLMANN
& COMPANY P.C.**

Certified Public Accountants

To the Members of
Southwest Environmental Utilities, LLC
Wastewater Utility
Scottsdale, Arizona

Management is responsible for the accompanying financial statements of Southwest Environmental Utilities, LLC, Wastewater Utility, which comprise the balance sheets as of December 31, 2017 and 2016, and the related comparative income statements for the years then ended included in the accompanying prescribed form in accordance with accounting principles generally accepted in the United States of America. We have performed a compilation engagement in accordance with Statements on Standards for Accounting and Review Services promulgated by the Accounting and Review Services Committee of the AICPA. We did not audit or review the financial statements included in the accompanying prescribed form nor were we required to perform any procedures to verify the accuracy or completeness of the information provided by management. Accordingly, we do not express an opinion, a conclusion, nor provide any form of assurance on the financial statements included in the accompanying prescribed form.

The financial statements included in the accompanying prescribed form are presented in accordance with the requirements of the Arizona Corporation Commission, and are not intended to be a presentation in accordance with accounting principles generally accepted in the United States of America.

The supplementary information contained in pages 2-4 and 8-16 of the prescribed form is presented for purposes of additional analysis and is not a required part of the basic financial statements. Such information is the responsibility of management. The supplementary information contained in pages 2-4, 8, and 13-16 was subject to our compilation engagement. We have not audited or reviewed this supplementary information. The supplementary information contained in pages 9-12 was not subject to our compilation engagement. We do not express an opinion, a conclusion, nor provide any assurance on any supplementary information.

This report is intended solely for the information and use of Southwest Environmental Utilities, LLC, Wastewater Utility and the Arizona Corporation Commission, and is not intended to be and should not be used by anyone other than these specified parties

Ullmann & Company

ULLMANN & COMPANY, P.C.
Certified Public Accountants

March 28, 2018

Southwest Environmental Utilities, LLC
 Annual Report
 Balance Sheet Assets
 12/31/17

Balance Sheet Assets				
	Assets		Balance at Beginning of Year (2017)	Balance at End of Year (2017)
Account No.	Current and Accrued Assets			
131	Cash		\$13,201	\$0
132	Special Deposits		0	0
135	Temporary Cash Investments		0	0
141	Customer Accounts Receivable		0	0
142	Other Accounts Receivable		0	0
143	Accumulated Provision for Uncollectable Accounts		0	0
146	Notes Receivable from Associated Companies		0	0
151	Plant Material and Supplies		0	0
162	Prepayments		0	0
173	Accrued Utility Revenue		0	0
174	Miscellaneous Current and Accrued Assets		0	0
	Total Current and Accrued Assets		\$13,201	\$0
	Deferred Debits			
186.1	Deferred Rate Case Expense		\$0	\$0
	Total Deferred Debits		\$0	\$0
	Fixed Assets			
101	Utility Plant in Service*		\$0	\$0
103	Property Held for Future Use		0	0
105	Construction Work in Progress		0	0
108	Accumulated Depreciation (enter as negative)*		0	0
121	Non-Utility Property		0	0
122	Accumulated Depreciation - Non Utility		0	0
	Total Fixed Assets		\$0	\$0
	Total Assets		\$13,201	\$0

Instructions: Fill out the Grey Cells with the relevant information. Input 0 or none if there is nothing recorded in that account or there is no applicable information to report.

Note these items feed automatically from the adjusted end of year balance from AR4.

Southwest Environmental Utilities, LLC
Annual Report
Balance Sheet Liabilities and Owners Equity

Balance Sheet Liabilities and Owners Equity				
Account No.	Liabilities		Balance at Beginning of Year (2017)	Balance at End of Year (2017)
	Current Liabilities			
231	Accounts Payable		\$0	\$0
232	Notes Payable (Current Portion)		0	0
234	Notes Payable to Associated Companies		0	0
235	Customer Deposits		0	0
236	Accrued Taxes		0	0
237	Accrued Interest		0	0
241	Miscellaneous Current and Accrued Liabilities		0	0
253	Other Deferred Credits		0	0
	Total Current Liabilities		\$0	\$0
	Long Term Debt			
224	Long Term Debt (Notes and Bonds)		\$0	\$0
	Total Long Term Debt		\$0	\$0
	Deferred Credits			
252	Advances in Aid of Construction		\$0	\$0
255	Accumulated Deferred Investment Tax Credits		0	0
271	Contributions in Aid of Construction		0	0
272	Less: Amortization of Contributions		0	0
281	Accumulated Deferred Income Tax		0	0
	Total Deferred Credits		\$0	\$0
	Total Liabilities		\$0	\$0
	Capital Accounts			
201	Common Stock Issued		\$0	\$0
211	Other Paid-In Capital		0	0
215	Retained Earnings		0	(28,960)
218	Proprietary Capital (Sole Props and Partnerships)		13,201	28,960
	Total Capital		\$13,201	\$0
	Total Liabilities and Capital		\$13,201	\$0

Instructions: Fill out the Grey Cells with the relevent information. Input 0 or none if there is nothing recorded in that account or there is no applicable information to report.

Note: Total liabilities and Capital must match total assets for the beginning and end of the year!

Southwest Environmental Utilities, LLC
Annual Report
Wastewater Comparative Income Statement
12/31/17

Wastewater Comparative Income Statement			
Account No.	Calendar Year	Current Year 01/01/2017 - 12/31/2017	Last Year 01/01/2016 - 12/31/2016
	Operating Revenue		
521	Flat Rate Revenues	\$0	\$0
522	Measured Revenues	0	0
534	Rents from Wastewater Property	0	0
536	Other Wastewater Revenues	0	0
	Total Revenues	\$0	\$0
	Operating Expenses		
701	Salaries and Wages	\$0	\$0
704	Employee Pensions and Benefits	0	0
710	Purchased Wastewater Treatment	0	0
711	Sludge Removal Expense	0	0
715	Purchased Power	0	0
716	Fuel for Power Production	0	0
718	Chemicals	0	0
720	Materials and Supplies	0	0
720.1	Repairs and Maintenance	0	0
720.2	Office Supplies and Expense	0	0
721	Office Expense	0	0
731	Contractual Services - Engineering	0	0
732	Contractual Services - Accounting	1,141	741
733	Contractual Services - Legal	293	4,606
734	Contractual Services - Management Fees	0	0
735	Contractual Services - Testing	0	0
736	Contractual Services - Other	240	180
740	Rents - Building	0	0
742	Rents - Equipment	0	0
750	Transportation Expenses	0	0
757	Insurance - General Liability	0	0
758	Insurance - Worker's Compensation	0	0
759	Insurance - Other	0	0
760	Advertising Expense	0	616
766	Regulatory Commission Expense - Rate Case	0	0
767	Regulatory Commission Expense - Other	0	0
770	Bad Debt Expense	0	0
775	Miscellaneous Expense	6	0
403	Depreciation Expense (From Schedule AR4)	0	0
408	Taxes Other Than Income	0	0
408.11	Property Taxes	0	0
408.12	Payroll Taxes	0	0
409	Income Taxes	0	0
	Total Operating Expenses	\$1,680	\$6,143
	Operating Income / (Loss)	(\$1,680)	(\$6,143)
	Other Income / (Expense)		
414	Gain (Loss) on Dispositions	\$0	\$0
419	Interest and Dividend Income	0	0
421	Non-Utility Income	0	0
426	Miscellaneous Non-Utility (Expense)	0	0
427	Interest (Expense)	0	0
	Total Other Income / (Expense)	\$0	\$0
	Net Income / (Loss)	(\$1,680)	(\$6,143)

Instructions: Fill out the Grey Cells with the relevant information. Input 0 or none if there is nothing recorded in that account or there is no applicable information to report.

Supplemental Financial Data (Long-Term Debt)				
	Loan #1	Loan #2	Loan #3	Loan #4
Date Issued	NONE	NONE	NONE	NONE
Source of Loan	NONE	NONE	NONE	NONE
ACC Decision No.	NONE	NONE	NONE	NONE
Reason for Loan	NONE	NONE	NONE	NONE
Dollar Amt. Issued	NONE	NONE	NONE	NONE
Amount Outstanding	NONE	NONE	NONE	NONE
Date of Maturity	NONE	NONE	NONE	NONE
Interest Rate	NONE	NONE	NONE	NONE
Current Year Interest	NONE	NONE	NONE	NONE
Current Year Principal	NONE	NONE	NONE	NONE

Meter Deposit Balance at Test Year End:	\$0
---	-----

Meter Deposits Refunded During the Test Year:	\$0
---	-----

<i>List all bonds, notes, loans, and other types of indebtedness in which the proceeds were used in the provision of public utility service. Indebtedness incurred for personal uses by the owner of the utility should <u>not</u> be listed. Input 0 or none if there is nothing to report for that cell.</i>
--

Annual Report
 Wastewater Utility Plant Description
 12/31/17

Wastewater Utility Plant Description

Name of System:	Southwest Environmental Utilities, LLC
Wastewater Inventory Number (if applicable):	
Type of Treatment	
Design Capacity of Plant (Gallons per day)	

LIFT STATION FACILITIES				
Location	Quantity of Pumps	Horsepower Per Pump	Capacity Per Pump (GPM)	Wet Well Capacity (gals)
	None			

FORCE MAINS		
Size	Material	Length (Feet)
	None	

MANHOLES	
Type	Quantity
Standard	None
Drop	

CLEANOUTS
Quantity
None

Note: If you are filing for more than one system, please provide separate sheets for each system.
--

Instructions: Fill out the Grey Cells with the relevant information. Input 0 or none if there is nothing recorded in that account or there is no applicable information to report. Copy and paste this sheet as many times as is necessary.
--

Annual Report
Wastewater Utility Plant Description (Continued)

Wastewater Utility Plant Description (Continued)					
COLLECTION MAINS			SERVICES/LATERALS		
Sizes (inches)	Material	Length (feet)	Size (inches)	Material	Quantity
4	None		4	None	
6			6		
8			8		
10			12		
12			15		
15					
18					
21					
24					
30					

For the following five items, list the utility owned assets in each category for each system.

SOLIDS PROCESSING AND HANDLING FACILITIES	None
DISINFECTION EQUIPMENT (Chlorinator, Ultra-Violet, Etc.)	None
FILTRATION EQUIPMENT (Rapid Sand, Slow Sand, Activated Carbon, Etc.)	None
STRUCTURES (Buildings, Fences, Etc.)	None
Other (Laboratory Equipment, Tools, Vehicles, Standby, Power Generators, Etc.)	None

Note: If you are filing for more than one system, please provide separate sheets for each system.

Instructions: Fill out the Grey Cells with the relevant information. Input 0 or none if there is nothing recorded in that account or there is no applicable information to report. Copy and paste this sheet as many times as is necessary.

Annual Report
 Wastewater Flows
 12/31/17

Wastewater Flows			
Month	Number of Services	Total Monthly Sewage Flow	Sewage Flow on Peak Day
January			
February			
March			
April			
May			
June			
July			
August			
September			
October			
November			
December			
	Totals	0	0

Provide the following information as applicable per wastewater system:

Method of Effluent Disposal	
Groundwater Permit Number	
ADEQ Aquifer Protection Permit ("APP") Number	
ADEQ Reuse Permit Number	
EPA NPDES Permil Number	
APP Effluent Treatment Requirement (Class)?	

Note: If you are filing for more than one system, please provide separate sheets for each system.

Instructions: Fill out the Grey Cells with the relevent information. Input 0 or none if there is nothing recorded in that account or there is no applicable information to report.

0

Annual Report
Utility Shutoffs / Disconnects
12/31/17

Name of System:	Southwest Environmental Utilities, LLC
Wastewater Inventory Number (if applicable):	0

Utility Shutoffs / Disconnects			
Month	Termination without Notice R14-2-609.B	Termination with Notice R14-2-609.C	Other
January			
February			
March			
April			
May			
June			
July			
August			
September			
October			
November			
December			
Total	0	0	0

Other (description):

--

Instructions: Fill out the Grey Cells with the relevant information. Input 0 or none if there is nothing recorded in that account or there is no applicable information to report.

Southwest Environmental Utilities, LLC
Annual Report
Property Taxes
12/31/17

Property Taxes	
Amount of actual property taxes paid during Calendar Year 2017 was	\$0

If no property taxes paid, explain why.
THERE WERE NO PROPERTY TAXES ASSESSED ON THE ASSETS OWNED BY THE COMPANY DURING THE 2017 CALENDAR YEAR.

Instructions: Fill out the Grey Cells with the relevant information. Input 0 or none if there is nothing recorded in that account or there is no applicable information to report.

Verification and Sworn Statement (Taxes)

Verification: State of ARIZONA, the undersigned of the
(state name)

County of (county name): PINAL
Name (owner or official) title: GEORGE JOHNSON
Company name: Southwest Environmental Utilities, LLC


DO SAY THAT THIS ANNUAL UTILITY PROPERTY TAX AND SALES TAX REPORT TO THE ARIZONA CORPORATION COMMISSION.

FOR THE YEAR ENDING: 12/31/17

HAS BEEN PREPARED UNDER MY DIRECTION, FROM THE ORIGINAL BOOKS, PAPERS AND RECORDS OF SAID UTILITY; THAT I HAVE CAREFULLY EXAMINED THE SAME, AND DECLARE THE SAME TO BE A COMPLETE AND CORRECT STATEMENT OF BUSINESS AND AFFAIRS OF SAID UTILITY FOR THE PERIOD COVERED BY THIS REPORT IN RESPECT TO EACH AND EVERY MATTER AND THING SET FORTH, TO THE BEST OF MY KNOWLEDGE, INFORMATION AND BELIEF.

Sworn Statement: I HEREBY ATTEST THAT ALL PROPERTY TAXES FOR SAID COMPANY ARE CURRENT AND PAID IN FULL.

I HEREBY ATTEST THAT ALL SALES TAXES FOR SAID COMPANY ARE CURRENT AND PAID IN FULL.


signature of owner/official GJH

480-998-3300
telephone no.

RECEIVED

MAY 14 2018

ARIZONA CORP COMMISSION
UTILITIES DIVISION - DIRECTOR'S OFFICE

SUBSCRIBED AND SWORN TO BEFORE ME A NOTARY PUBLIC
IN AND FOR THE COUNTY

THIS

11th

DAY OF


MARICOPA

(county name)

MAY 2018
(month) and (year)

MY COMMISSION EXPIRES

8-5-18
(date)


(signature of notary public)

Verification and Sworn Statement

Verification:

State of ARIZONA I, the undersigned of the
(state name)
County of (county name): PINAL
Name (owner or official) title: GEORGE JOHNSON
Company name: Southwest Environmental Utilities, LLC

DO SAY THAT THIS ANNUAL UTILITY PROPERTY TAX AND SALES TAX REPORT TO THE ARIZONA CORPORATION COMMISSION.

FOR THE YEAR ENDING: 12/31/17

HAS BEEN PREPARED UNDER MY DIRECTION, FROM THE ORIGINAL BOOKS, PAPERS AND RECORDS OF SAID UTILITY; THAT I HAVE CAREFULLY EXAMINED THE SAME, AND DECLARE THE SAME TO BE A COMPLETE AND CORRECT STATEMENT OF BUSINESS AND AFFAIRS OF SAID UTILITY FOR THE PERIOD COVERED BY THIS REPORT IN RESPECT TO EACH AND EVERY MATTER AND THING SET FORTH, TO THE BEST OF MY KNOWLEDGE, INFORMATION AND BELIEF.

Sworn Statement: IN ACCORDANCE WITH THE REQUIREMENTS OF TITLE 40, ARTICLE 8, SECTION 40-401, ARIZONA REVISED STATUTES, IT IS HEREIN REPORTED THAT THE GROSS OPERATING REVENUE OF SAID UTILITY DERIVED FROM ARIZONA INTRASTATE UTILITY OPERATIONS DURING THE CALENDAR YEAR WAS:

Arizona Intrastate Gross Operating Revenues Only (\$) 50
(The amount in the box above includes 50 in sales taxes billed or collected)

RECEIVED

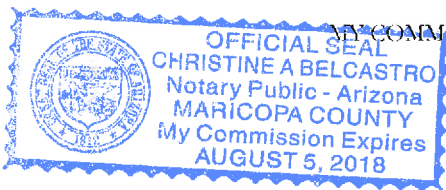
MAY 14 2018

ARIZONA CORP COMMISSION
UTILITIES DIVISION - DIRECTOR'S OFFICE

[Signature]
signature of owner/official GHT
480-998-3300
telephone no.

SUBSCRIBED AND SWORN TO BEFORE ME A NOTARY PUBLIC
IN AND FOR THE COUNTY

THIS 11th DAY OF MARICOPA
(month) and (year) MAY 2018
(county name)



MY COMMISSION EXPIRES 8-5-18
(date)

Christine A Belcastro
(signature of notary public)

Verification and Sworn Statement (Residential Revenue)

Verification:

State of ARIZONA I, the undersigned of the
 (state name)

County of (county name): PINAL
 Name (owner or official) title: GEORGE JOHNSON
 Company name: Southwest Environmental Utilities, LLC

DO SAY THAT THIS ANNUAL UTILITY PROPERTY TAX AND SALES TAX REPORT TO THE ARIZONA CORPORATION COMMISSION.

FOR THE YEAR ENDING: 12/31/17

HAS BEEN PREPARED UNDER MY DIRECTION, FROM THE ORIGINAL BOOKS, PAPERS AND RECORDS OF SAID UTILITY; THAT I HAVE CAREFULLY EXAMINED THE SAME, AND DECLARE THE SAME TO BE A COMPLETE AND CORRECT STATEMENT OF BUSINESS AND AFFAIRS OF SAID UTILITY FOR THE PERIOD COVERED BY THIS REPORT IN RESPECT TO EACH AND EVERY MATTER AND THING SET FORTH, TO THE BEST OF MY KNOWLEDGE, INFORMATION AND BELIEF.

Sworn Statement: IN ACCORDANCE WITH THE REQUIREMENTS OF TITLE 40, ARTICLE 8, SECTION 40-401, ARIZONA REVISED STATUTES, IT IS HEREIN REPORTED THAT THE GROSS OPERATING REVENUE OF SAID UTILITY DERIVED FROM ARIZONA INTRASTATE UTILITY OPERATIONS RECEIVED FROM RESIDENTIAL CUSTOMERS DURING THE CALENDAR YEAR WAS:

Arizona Intrastate Gross Operating Revenues Only (\$)

\$0
 (The amount in the box above includes
\$0 in sales taxes
 billed or collected)

[Signature]
 signature of owner/official GHJ
 480-998-3300
 telephone no.

RECEIVED
 MAY 14 2018
 ARIZONA CORP COMMISSION
 UTILITIES DIVISION - DIRECTOR'S OFFICE

SUBSCRIBED AND SWORN TO BEFORE ME A NOTARY PUBLIC
 IN AND FOR THE COUNTY

MARICOPA
 (county name)

THIS 11th DAY OF MAY 2018
 (month) and (year)



MY COMMISSION EXPIRES 8-5-18
 (date)

[Signature]
 (signature of notary public)