

**ANNUAL REPORT**

Of

Company Name: Sunrise Vistas Utilities Company  
PO Box 8555

Mailing Address: Ft. Mohave AZ  
86427

Docket No.: WS-03586A  
For the Year Ended: 12/31/16

RECEIVED  
APR 25 2017  
ARIZONA CORP COMMISSION  
UTILITIES DIVISION - DIRECTOR'S OFFICE

**WATER UTILITY**

To

Arizona Corporation Commission

**Due on April 15th**

Email: [rdefuente@azcc.gov](mailto:rdefuente@azcc.gov), mail or deliver the completed Annual Report to:  
Arizona Corporation Commission  
Compliance Section - Utilities Division  
1200 West Washington Street  
Phoenix, Arizona 85007

Application Type: Original Filing  
Application Date: 2016

5-1-17

ARIZONA CORPORATION COMMISSION  
WATER UTILITY ANNUAL REPORT  
Sunrise Vistas Utilities Company  
A Class  Utility

1. For the Calendar Year Ended: 12/31/16

2. Address: 

4486 Camp Mohave Rd.			
City:	Ft. Mohave	State:	Arizona
		Zip Code:	86427

3. Telephone Number: 928-758-8200

4. Date of Original Organization of Utility: 5/10/1991

5. Person to whom correspondence should be addressed concerning this report:

Name: Rafe Cohen  
Telephone No. : 818-986-3909  
Address: 15060 Ventura Blvd., Suite 350  
City: Sherman Oaks State: California Zip Code: 91403  
Email: rcohen@galaxytheatres.com

6. On-Site Manager:

Name: Rebecca Zaviches  
Telephone No. : 928-758-8200  
Address: 4486 Camp Mohave Rd.  
City: Ft. Mohave State: Arizona Zip Code: 86427  
Email:

7. Ownership: "C" Corporation

8. Counties Served: Mohave

Sunrise Vistas Utilities Company  
 Annual Report  
 Utility Plant in Service (Water)  
 12/31/16

Utility Plant in Service (Water)							
Account No.	Description	Beginning Year Original Cost	Current Year Additions	Current Year Retirements	Adjusted Original Cost	Accumulated Depreciation	OCLD (OC less AD)
301	Organization	\$0	\$0	\$0	\$0	\$0	\$0
302	Franchises	0	0	0	0	0	0
303	Land and Land Rights	0	0	0	0	0	0
304	Structures and Improvements	64,499			64,499	16,948	47,551
305	Collecting & Improving Reservoirs	0	0	0	0	0	0
306	Lake, River, Canal Intakes	0	0	0	0	0	0
307	Wells and Springs	0	0	0	0	0	0
308	Infiltration Galleries	0	0	0	0	0	0
309	Supply Mains	0	0	0	0	0	0
310	Power Generation Equipment	0	0	0	0	0	0
311	Pumping Equipment	205,284			205,284	71,181	134,103
320	Water Treatment Equipment	0	0	0	0	0	0
320.1	Water Treatment Plants	0	0	0	0	0	0
320.2	Solution Chemical Feeders	0	0	0	0	0	0
320.3	Point-of-Use Treatment Devices	0	0	0	0	0	0
330	Distribution Reservoirs and Standpipes	271,511			271,511	272,906	(1,395)
330.1	Storage Tanks	0	0	0	0	0	0
330.2	Pressure Tanks	0	0	0	0	0	0
331	Transmission and Distribution Mains	471,607			471,607	312,619	158,988
333	Services	169,057			169,057	111,795	57,262
334	Meters and Meter Installations	31,752			31,752	28,862	2,890
335	Hydrants	143,656			143,656	95,861	47,795
336	Backflow Prevention Devices	0	0	0	0	0	0
339	Other Plant and Misc. Equipment	0	0	0	0	0	0
340	Office Furniture and Equipment	2,803			2,803	2,803	0
340.1	Computer & Software	0	0	0	0	0	0
341	Transportation Equipment	0	0	0	0	0	0
342	Stores Equipment	0	0	0	0	0	0
343	Tools, Shop and Garage Equipment	0	0	0	0	0	0
344	Laboratory Equipment	0	0	0	0	0	0
345	Power Operated Equipment	0	0	0	0	0	0
346	Communication Equipment	0	0	0	0	0	0
347	Miscellaneous Equipment	0	0	0	0	0	0
348	Other Tangible Plant	0	0	0	0	0	0
	<b>Totals</b>	<b>\$1,360,169</b>	<b>\$0</b>	<b>\$0</b>	<b>\$1,360,169</b>	<b>\$912,975</b>	<b>\$447,194</b>

**Instructions:** Fill out the Grey Cells with the relevant information. Input 0 or none if there is nothing recorded in that account or there is no applicable information to report.

Sunrise Vistas Utilities Company  
 Annual Report  
 Depreciation Expense for the Current Year (Water)  
 12/31/16

Depreciation Expense for the Current Year (Water)								
Account No.	Description	Beginning Year Original Cost	Current Year Additions	Current Year Retirements	Adjusted Original Cost	Fully Depreciated/Non-depreciable Plant	Depreciation Percentages	Depreciation Expense
301	Organization	\$0	\$0	\$0	\$0	\$0		\$0
302	Franchises	0	0	0	0	0		0
303	Land and Land Rights	0	0	0	0	0		0
304	Structures and Improvements	64,499	0	0	64,499		2.50% <sup>a</sup>	1,612
305	Collecting & Improving Reservoirs	0	0	0	0	0		0
306	Lake, River, Canal Intakes	0	0	0	0	0		0
307	Wells and Springs	0	0	0	0	0		0
308	Infiltration Galleries	0	0	0	0	0		0
309	Supply Mains	0	0	0	0	0		0
310	Power Generation Equipment	0	0	0	0	0		0
311	Pumping Equipment	205,284	0	0	205,284		2.50% <sup>a</sup>	5,132
320	Water Treatment Equipment	0	0	0	0	0		0
320.1	Water Treatment Plants	0	0	0	0	0		0
320.2	Solution Chemical Feeders	0	0	0	0	0		0
320.3	Point-of-Use Treatment Devices	0	0	0	0	0		0
330	Distribution Reservoirs and Standpipes	271,511	0	0	271,511	272,906		0
330.1	Storage Tanks	0	0	0	0	0		0
330.2	Pressure Tanks	0	0	0	0	0		0
331	Transmission and Distribution Mains	471,607	0	0	471,607		2.50% <sup>a</sup>	11,790
333	Services	169,057	0	0	169,057		2.50% <sup>a</sup>	4,226
334	Meters and Meter Installations	31,752	0	0	31,752		2.50% <sup>a</sup>	794
335	Hydrants	143,656	0	0	143,656		2.50% <sup>a</sup>	3,591
336	Backflow Prevention Devices	0	0	0	0	0		0
339	Other Plant and Misc. Equipment	0	0	0	0	0		0
340	Office Furniture and Equipment	2,803	0	0	2,803			0
340.1	Computer & Software	0	0	0	0	0		0
341	Transportation Equipment	0	0	0	0	0		0
342	Stores Equipment	0	0	0	0	0		0
343	Tools, Shop and Garage Equipment	0	0	0	0	0		0
344	Laboratory Equipment	0	0	0	0	0		0
345	Power Operated Equipment	0	0	0	0	0		0
346	Communication Equipment	0	0	0	0	0		0
347	Miscellaneous Equipment	0	0	0	0	0		0
348	Other Tangible Plant	0	0	0	0	0		0
	<b>Subtotal</b>	<b>\$1,360,169</b>	<b>\$0</b>	<b>\$0</b>	<b>\$1,360,169</b>	<b>\$272,906</b>		<b>\$27,146</b>

Contribution(s) in Aid of Construction (Gross)  
 Less: Non Amortizable Contribution(s)  
 Fully Amortized Contribution(s)  
 Amortizable Contribution(s)  
 Times: Proposed Amortization Rate  
 Amortization of CIAC

\$0  
 2.50%  
 \$0

Less: Amortization of CIAC

**DEPRECIATION EXPENSE**

Instructions: Fill out the Grey Cells with the relevant information. Input 0 or none if there is nothing recorded in that account or there is no applicable information to report.

Sunrise Vistas Utilities Company  
 Annual Report  
 Balance Sheet Assets  
 12/31/16

Balance Sheet Assets				
	Assets		Balance at Beginning of Year (2016)	Balance at End of Year (2016)
Account No.	Current and Accrued Assets			
131	Cash		\$1,544	\$0
134	Working Funds		0	
135	Temporary Cash Investments		0	
141	Customer Accounts Receivable		0	
146	Notes Receivable from Associated Companies		0	
151	Plant Material and Supplies		0	
162	Prepayments		9,064	0
174	Miscellaneous Current and Accrued Assets		0	
	<b>Total Current and Accrued Assets</b>		<b>\$10,608</b>	<b>\$0</b>
Account No.	Fixed Assets			
101	Utility Plant in Service*		\$1,360,169	\$1,360,169
103	Property Held for Future Use		0	
105	Construction Work in Progress		0	
108	Accumulated Depreciation (enter as negative)*		(879,042)	(912,975)
121	Non-Utility Property		0	
122	Accumulated Depreciation - Non Utility		0	
	<b>Total Fixed Assets</b>		<b>\$481,127</b>	<b>\$447,194</b>
	<b>Total Assets</b>		<b>\$491,735</b>	<b>\$447,194</b>

Instructions: Fill out the Grey Cells with the relevant information. Input 0 or none if there is nothing recorded in that account or there is no applicable information to report.

\*Note these items feed automatically from AR3 UPIS Page 3

Sunrise Vistas Utilities Company  
Annual Report  
Balance Sheet Liabilities and Owners Equity

<b>Balance Sheet Liabilities and Owners Equity</b>				
	<b>Liabilities</b>		<b>Balance at Beginning of Year (2016)</b>	<b>Balance at End of Year (2016)</b>
<b>Account No.</b>	<b>Current Liabilities</b>			
231	Accounts Payable		\$0	
232	Notes Payable (Current Portion)		0	
234	Notes Payable to Associated Companies		0	
235	Customer Deposits		9,710	11,846
236	Accrued Taxes		7,896	8,026
237	Accrued Interest		0	
242	Miscellaneous Current and Accrued Liabilities		0	
	<b>Total Current Liabilities</b>		<b>\$17,606</b>	<b>\$19,872</b>
	<b>Long Term Debt</b>			
224	Long Term Debt (Notes and Bonds)		\$0	
	<b>Deferred Credits</b>			
251	Unamortized Premium on Debt		\$0	
252	Advances in Aid of Construction		359,197	356,772
255	Accumulated Deferred Investment Tax Credits		0	
271	Contributions in Aid of Construction		39,777	39,777
272	Less: Amortization of Contributions		0	
281	Accumulated Deferred Income Tax		0	
	<b>Total Deferred Credits</b>		<b>\$398,974</b>	<b>\$396,549</b>
	<b>Total Liabilities</b>		<b>\$416,580</b>	<b>\$416,421</b>
	<b>Capital Accounts</b>			
201	Common Stock Issued		\$371,739	\$371,739
211	Other Paid-In Capital		189,904	189,904
215	Retained Earnings		(486,488)	(530,870)
218	Proprietary Capital (Sole Props and Partnerships)		0	
	<b>Total Capital</b>		<b>\$75,155</b>	<b>\$30,773</b>
	<b>Total Liabilities and Capital</b>		<b>\$491,735</b>	<b>\$447,194</b>

**Instructions:** Fill out the Grey Cells with the relevant information. Input 0 or none if there is nothing recorded in that account or there is no applicable information to report.

**Note:** Total liabilities and Capital must match total assets for the beginning and end of the year!

Sunrise Vistas Utilities Company  
Annual Report  
Water Comparative Income Statement  
12/31/16

Water Comparative Income Statement			
Account No.	Calendar Year	Current Year 01/01/2016 - 12/31/2016	Last Year 01/01/2015 - 12/31/2015
	<b>Operating Revenue</b>		
461	Metered Water Revenue	\$266,655	\$265,141
460	Unmetered Water Revenue		0
462	Fire Protection Revenue		0
469	Guaranteed Revenues (Surcharges)		0
471	Miscellaneous Service Revenues		0
474	Other Water Revenue	6,076	9,714
	<b>Total Revenues</b>	<b>\$272,731</b>	<b>\$274,855</b>
	<b>Operating Expenses</b>		
601	Salaries and Wages	\$52,505	\$50,704
604	Employee Pensions and Benefits		0
610	Purchased Water	112,060	99,670
615	Purchased Power	10,596	9,700
618	Chemicals		0
620	Materials and Supplies		0
620.1	Repairs and Maintenance	12,221	12,199
620.2	Office Supplies and Expense	13,142	10,500
630	Contractual Services	22,364	17,670
631	Contractual Services - Engineering		0
632	Contractual Services - Accounting		0
633	Contractual Services - Legal		0
634	Contractual Services - Management Fees		0
635	Contractual Services - Water Testing	4,734	9,131
636	Contractual Services - Other		0
640	Rents		0
641	Rental of Building/Real Property		0
642	Rental of Equipment		0
650	Transportation Expenses		0
657	Insurance - General Liability	3,458	4,468
657.1	Insurance - Health and Life		0
665	Regulatory Commission Expense - Rate		0
675	Miscellaneous Expense	5,392	2,570
403	Depreciation Expense (From Schedule AR4)	27,146	33,933
408	Taxes Other Than Income	7,676	6,045
408.11	Property Taxes	12,855	13,759
409	Income Taxes	1,655	6,050
	<b>Total Operating Expenses</b>	<b>\$285,804</b>	<b>\$276,399</b>
	<b>Operating Income / (Loss)</b>	<b>(\$13,073)</b>	<b>(\$1,544)</b>
	<b>Other Income / (Expense)</b>		
419	Interest and Dividend Income	\$4	\$3
421	Non-Utility Income		0
426	Miscellaneous Non-Utility (Expense)		0
427	Interest (Expense)		0
	<b>Total Other Income / (Expense)</b>	<b>\$4</b>	<b>\$3</b>
	<b>Net Income / (Loss)</b>	<b>(\$13,069)</b>	<b>(\$1,541)</b>

Instructions: Fill out the Grey Cells with the relevant information. Input 0 or none if there is nothing recorded in that account or there is no applicable information to report.

Sunrise Vistas Utilities Company  
 Annual Report  
 Supplemental Financial Data (Long-Term Debt)  
 12/31/16

Supplemental Financial Data (Long-Term Debt)				
	Loan #1	Loan #2	Loan #3	Loan #4
Date Issued				
Source of Loan				
ACC Decision No.				
Reason for Loan				
Dollar Amt. Issued				
Amount Outstanding				
Date of Maturity				
Interest Rate				
Current Year Interest				
Current Year Principal				

Meter Deposit Balance at Test Year End:

Meter Deposits Refunded During the Test Year:

*List all bonds, notes, loans, and other types of indebtedness in which the proceeds were used in the provision of public utility service. Indebtedness incurred for personal uses by the owner of the utility should not be listed. Input 0 or none if there is nothing to report for that cell.*





Water Utility Plant Description (Continued)				
MAINS			CUSTOMER METERS	
Sizes (inches)	Material	Length (feet)	Size (inches)	Quantity
2			5/8 X 3/4	597
3			3/4	59
4	PVC	175	1	
5			1 1/2	
6	PVC	19,395	Compound 2	
8	PVC	13,379	Turbine 2	
10	PVC	1,276	Compound 3	
12			Turbine 3	
			Compound 4	
			Turbine 5	
			Compound 6	
			Turbine 6	
			6+	

For the following three items, list the utility owned assets in each category for each system.

<b>TREATMENT EQUIPMENT:</b>	
-----------------------------	--

<b>STRUCTURES:</b>	BUILDING, STRUCTURES, PERIMETER WALLS
--------------------	---------------------------------------

<b>OTHER:</b>	RAPID INFILTRATION PONDS
---------------	--------------------------

**Instructions:** Fill out the Grey Cells with the relevant information. Input 0 or none if there is nothing recorded in that account or there is no applicable information to report. Copy and paste this sheet as many times as is necessary.

Water Use Data Sheet					
Name of the System:		0			
ADEQ Public Water System Number:		91-000350.0000			
Month	Number of Customers	Gallons Sold (thousands) <sup>1</sup>	Gallons Pumped (thousands) <sup>2</sup>	Gallons Purchased (thousands) <sup>3</sup>	Estimated Gallons Authorized Use (thousands) <sup>4</sup>
January	660	3,797,000		5,492	
February	663	3,966,000		4,806	
March	662	3,849,000		4,303	
April	664	3,643,000		5,507	
May	659	4,067,000		4,611	
June	660	4,077,000		4,990	
July	661	4,729,000		5,230	
August	661	4,091,000		6,125	
September	662	4,310,000		5,463	
October	663	1,607,000		5,709	
November	667	4,465,000		4,916	
December	667	3,663,000		5,460	
<b>Totals</b>		<b>46,264,000</b>	<b>0</b>	<b>62,612</b>	<b>0</b>

If the system has fire hydrants, what is the fire flow requirements?  GPM for  hrs.

Does the system have chlorination treatment?

Is the Water Utility located in an ADWR Active Management Area (AMA)?   
 If yes, which AMA?

Does the Company have an ADWR Gallons Per Capita Per Day (GPCPD) requirement?   
 If yes, provide the GPCPD amount:

**If applicable, in the space below please provide a description for all un-metered water use along with amounts:**

**Instructions:** Fill out the Grey Cells with the relevent information. Input 0 or none if there is nothing recorded in that account or there is no applicable information to report.

- 1 Gallons sold - Total gallons from customer meters, and other sold gallons such as Construction water.
- 2 Gallons pumped - Total gallons from pumped sources.
- 3 Gallons purchased - Total gallons purchased from other sources.
- 4 Estimated gallons authorized use - Total estimated gallons from authorized metered or unmetered use. Authorized use such as flushing (mains, services and hydrants) draining/cleaning tanks, process, construction, fire fighting, etc.

Sunrise Vistas Utilities Company  
 Annual Report  
 Utility Shutoffs / Disconnects  
 12/31/16

ADEQ System No. : 91-000350.0000

Utility Shutoffs / Disconnects			
Month	Termination without Notice R14-2-410.B	Termination with Notice R14-2-410.C	Other
January		5	
February		9	
March		8	
April		3	
May		2	
June		5	
July		4	
August		2	
September		7	
October		9	
November		10	
December		12	
<b>Total</b>	<b>0</b>	<b>76</b>	<b>0</b>

Other (description):

**Instructions:** Fill out the Grey Cells with the relevant information. Input 0 or none if there is nothing recorded in that account or there is no applicable information to report.

Sunrise Vistas Utilities Company  
Annual Report  
Property Taxes  
12/31/16

<b>Property Taxes</b>	
Amount of actual property taxes paid during Calendar Year 2016 was	<b>\$12,855</b>

If no property taxes paid, explain why.

**Instructions:** Fill out the Grey Cells with the relevent information. Input 0 or none if there is nothing recorded in that account or there is no applicable information to report.

Verification and Statement (Taxes)

Verification: State of Arizona I, the undersigned of the  
(state name)

County of (county name): Mohave  
Name (owner or official) title: Rafe Cohen, President  
Company name: Sunrise Vistas Utilities Company

RECEIVED  
APR 25 2017  
ARIZONA CORP COMMISSION  
UTILITIES DIVISION - DIRECTOR'S OFFICE

DO SAY THAT THIS ANNUAL UTILITY PROPERTY TAX AND SALES TAX REPORT TO THE ARIZONA CORPORATION COMMISSION.

FOR THE YEAR ENDING: 12/31/16

HAS BEEN PREPARED UNDER MY DIRECTION, FROM THE ORIGINAL BOOKS, PAPERS AND RECORDS OF SAID UTILITY; THAT I HAVE CAREFULLY EXAMINED THE SAME, AND DECLARE THE SAME TO BE A COMPLETE AND CORRECT STATEMENT OF BUSINESS AND AFFAIRS OF SAID UTILITY FOR THE PERIOD COVERED BY THIS REPORT IN RESPECT TO EACH AND EVERY MATTER AND THING SET FORTH, TO THE BEST OF MY KNOWLEDGE, INFORMATION AND BELIEF.

Sworn Statement: I HEREBY ATTEST THAT ALL PROPERTY TAXES FOR SAID COMPANY ARE CURRENT AND PAID IN FULL.

I HEREBY ATTEST THAT ALL SALES TAXES FOR SAID COMPANY ARE CURRENT AND PAID IN FULL.

[Signature]  
signature of owner/official


818-986-3909  
telephone no.

SUBSCRIBED AND SWORN TO BEFORE ME A NOTARY PUBLIC  
IN AND FOR THE COUNTY

THIS 10<sup>th</sup> DAY OF Los Angeles  
March 2017  
(county name)  
(month) and (year)

MY COMMISSION EXPIRES

3-21-2017  
(date)  
[Signature]  
(signature of notary public)



Verification and Statement

RECEIVED

Verification:

State of Arizona I, the undersigned of the  
(state name)  
County of (county name): Mohave  
Name (owner or official) title: Rafe Cohen, President  
Company name: Sunrise Vistas Utilities Company

APR 25 2017

ARIZONA COMP. COMMISSION  
UTILITIES DIVISION - DIRECTOR'S OFFICE

DO SAY THAT THIS ANNUAL UTILITY PROPERTY TAX AND SALES TAX REPORT TO THE ARIZONA CORPORATION COMMISSION.

FOR THE YEAR ENDING: 12/31/16

HAS BEEN PREPARED UNDER MY DIRECTION, FROM THE ORIGINAL BOOKS, PAPERS AND RECORDS OF SAID UTILITY; THAT I HAVE CAREFULLY EXAMINED THE SAME, AND DECLARE THE SAME TO BE A COMPLETE AND CORRECT STATEMENT OF BUSINESS AND AFFAIRS OF SAID UTILITY FOR THE PERIOD COVERED BY THIS REPORT IN RESPECT TO EACH AND EVERY MATTER AND THING SET FORTH, TO THE BEST OF MY KNOWLEDGE, INFORMATION AND BELIEF.


Sworn Statement: IN ACCORDANCE WITH THE REQUIREMENTS OF TITLE 40, ARTICLE 8, SECTION 40-401, ARIZONA REVISED STATUTES, IT IS HEREIN REPORTED THAT THE GROSS OPERATING REVENUE OF SAID UTILITY DERIVED FROM ARIZONA INTRASTATE UTILITY OPERATIONS DURING THE CALENDAR YEAR WAS:

Arizona Intrastate Gross Operating Revenues Only (\$)  
\$287,335  
(The amount in the box above includes  
\$14,604 in sales taxes  
billed or collected)

[Signature]  
signature of owner/official  
818-986-3909  
telephone no.

SUBSCRIBED AND SWORN TO BEFORE ME A NOTARY PUBLIC  
IN AND FOR THE COUNTY Los Angeles  
(county name)  
THIS 10th DAY OF March 2017  
(month) and (year)

MY COMMISSION EXPIRES 3-21-2017  
(date)  
[Signature]  
(signature of notary public)



Verification and Statement (Residential Revenue)

Verification:

State of Arizona I, the undersigned of the  
(state name)

County of (county name): Mohave  
Name (owner or official) title: Rafe Cohen, President  
Company name: Sunrise Vistas Utilities Company

RECEIVED  
APR 25 2017  
ARIZONA CORP COMMISSION  
UTILITIES DIVISION - DIRECTOR'S OFFICE

DO SAY THAT THIS ANNUAL UTILITY PROPERTY TAX AND SALES TAX REPORT TO THE ARIZONA CORPORATION COMMISSION.

FOR THE YEAR ENDING: 12/31/16

HAS BEEN PREPARED UNDER MY DIRECTION, FROM THE ORIGINAL BOOKS, PAPERS AND RECORDS OF SAID UTILITY; THAT I HAVE CAREFULLY EXAMINED THE SAME, AND DECLARE THE SAME TO BE A COMPLETE AND CORRECT STATEMENT OF BUSINESS AND AFFAIRS OF SAID UTILITY FOR THE PERIOD COVERED BY THIS REPORT IN RESPECT TO EACH AND EVERY MATTER AND THING SET FORTH, TO THE BEST OF MY KNOWLEDGE, INFORMATION AND BELIEF.

Sworn Statement: IN ACCORDANCE WITH THE REQUIREMENTS OF TITLE 40, ARTICLE 8, SECTION 40-401, ARIZONA REVISED STATUTES, IT IS HEREIN REPORTED THAT THE GROSS OPERATING REVENUE OF SAID UTILITY DERIVED FROM ARIZONA INTRASTATE UTILITY OPERATIONS RECEIVED FROM RESIDENTIAL CUSTOMERS DURING THE CALENDAR YEAR WAS:

Arizona Intrastate Gross Operating Revenues Only (\$)

\$287,335

(The amount in the box above includes  
\$14,604 in sales taxes  
billed or collected)

  
signature of owner/official

818-986-3909  
telephone no.


SUBSCRIBED AND SWORN TO BEFORE ME A NOTARY PUBLIC  
IN AND FOR THE COUNTY

Los Angeles  
(county name)

THIS 10<sup>th</sup>

DAY OF March 2017  
(month) and (year)

MY COMMISSION EXPIRES 3-01-2017  
(date)

  
signature of notary public

