

ANNUAL REPORT

Of

Company Name: **Sunrise Vistas Utilities Company**
PO Box 8555

Mailing Address: Ft. Mohave AZ
86427

Docket No.: **WS-03586A**
For the Year Ended: **12/31/17**

RECEIVED

APR 17 2018

ARIZONA CORP COMMISSION
UTILITIES DIVISION - DIRECTOR'S OFFICE

WASTEWATER UTILITY

To

Arizona Corporation Commission

Due on April 15th

Email: rdelafuente@azcc.gov, mail or deliver the completed Annual Report to:
Arizona Corporation Commission
Compliance Section - Utilities Division
1200 West Washington Street
Phoenix, Arizona 85007

Application Type: **Original Filing**
Application Date:

418-18

ARIZONA CORPORATION COMMISSION
WASTEWATER UTILITY ANNUAL REPORT
Sunrise Vistas Utilities Company
A Class Utility

1. For the Calendar Year Ended: 12/31/17

2. Address:

4486 Camp Mohave Rd			
City:	Ft Mohave	State:	Arizona
Zip Code:	86427		

3. Telephone Number:

928-758-8200

4. Date of Original Organization of Utility:

5/10/1991

5. Person to whom correspondence should be addressed concerning this report:

Name:

Rafe Cohen

Telephone No. :

818-986-3909

Address:

15060 Ventura Blvd., Suite 350			
City:	Sherman Oaks	State:	California
Zip Code:	91403		

Email:

rcohen@galaxytheatres.com

6. On-Site Manager:

Name:

Rebecca Zaviches

Telephone No. :

928-758-8200

Address:

4486 Camp Mohave Rd			
City:	Ft. Mohave	State:	Arizona
Zip Code:	86427		

Email:

--

7. Ownership:

"C" Corporation

8. Counties Served:

Mohave

Utility Plant in Service (Wastewater)							
Account No.	Description	Beginning Year Original Cost	Current Year Additions	Current Year Retirements	Adjusted Original Cost	Accumulated Depreciation	OCLD (OC less AD)
351	Organization				\$0		\$0
352	Franchises				0		0
353	Land and Land Rights				0		0
354	Structures and Improvements	118,036			118,036	87,200	30,836
355	Power Generation Equipment				0		0
360	Collections Wastewater - Force	595,964			595,964	417,041	178,923
361	Collections Wastewater - Gravity				0		0
362	Special Collecting Structures				0		0
363	Services to Customers	106,736			106,736	71,185	35,551
364	Flow Measuring Devices				0		0
365	Flow Measuring Installations				0		0
366	Reuse Services				0		0
367	Reuse Meters & Meter Installations				0		0
370	Receiving Wells				0		0
371	Pumping Equipment				0		0
374	Reuse Distribution Reservoirs				0		0
375	Reuse Trans. And Distr. Equipment	41,917			41,917	41,917	0
380	Treatment and Disposal Equipment				0		0
381	Plant Sewers				0		0
382	Outfall Sewer Lines	347,682			347,682	323,223	24,459
389	Other Plant and Misc. Equipment	528			528	52	476
390	Office Furniture and Equipment				0		0
390.1	Computer & Software				0		0
391	Transportation Equipment				0		0
392	Stores Equipment				0		0
393	Tools, Shop and Garage Equipment	8,977			8,977	1,640	7,337
394	Laboratory Equipment				0		0
395	Power Operated Equipment				0		0
396	Communication Equipment				0		0
397	Miscellaneous Equipment				0		0
398	Other Tangible Plant				0		0
	Totals	\$1,219,840	\$0	\$0	\$1,219,840	\$942,259	\$277,581

Instructions: Fill out the Grey Cells with the relevant information. Input 0 or none if there is nothing recorded in that account or there is no applicable information to report.

Sunrise Vistas Utilities Company
 Annual Report
 Depreciation Expense for the Current Year (Wastewater)
 12/31/17

Depreciation Expense for the Current Year (Wastewater)								
Account No.	Description	Beginning Year Original Cost	Current Year Additions	Current Year Retirements	Adjusted Original Cost	Fully Depreciated/Non-depreciable Plant	Depreciation Percentages	Depreciation Expense
351	Organization	\$0	\$0	\$0	\$0			\$0
352	Franchises	0	0	0	0			0
353	Land and Land Rights	0	0	0	0			0
354	Structures and Improvements	118,036	0	0	118,036		2.50%	2,951
355	Power Generation Equipment	0	0	0	0			0
360	Collections Wastewater - Force	595,964	0	0	595,964		2.50%	14,899
361	Collections Wastewater - Gravity	0	0	0	0			0
362	Special Collecting Structures	0	0	0	0			0
363	Services to Customers	106,736	0	0	106,736		2.50%	2,668
364	Flow Measuring Devices	0	0	0	0			0
365	Flow Measuring Installations	0	0	0	0			0
366	Reuse Services	0	0	0	0			0
367	Reuse Meters & Meter Installations	0	0	0	0			0
370	Receiving Wells	0	0	0	0			0
371	Pumping Equipment	0	0	0	0			0
374	Reuse Distribution Reservoirs	0	0	0	0			0
375	Reuse Trans. And Distr. Equipment	41,917	0	0	41,917		1.67%	702
380	Treatment and Disposal Equipment	0	0	0	0			0
381	Plant Sewers	0	0	0	0			0
382	Outfall Sewer Lines	347,682	0	0	347,682		2.50%	8,692
389	Other Plant and Misc. Equipment	528	0	0	528		2.50%	13
390	Office Furniture and Equipment	0	0	0	0			0
390.1	Computer & Software	0	0	0	0			0
391	Transportation Equipment	0	0	0	0			0
392	Stores Equipment	0	0	0	0			0
393	Tools, Shop and Garage Equipment	8,977	0	0	8,977		2.50%	224
394	Laboratory Equipment	0	0	0	0			0
395	Power Operated Equipment	0	0	0	0			0
396	Communication Equipment	0	0	0	0			0
397	Miscellaneous Equipment	0	0	0	0			0
398	Other Tangible Plant	0	0	0	0			0
	Subtotal	\$1,219,840	\$0	\$0	\$1,219,840	\$0		\$30,150

Contribution(s) in Aid of Construction (Gross)
 Less: Non Amortizable Contribution(s)
 Fully Amortized Contribution(s)
 Amortizable Contribution(s)
 Times: Proposed Amortization Rate
 Amortization of CIAC

\$0
 2.47%
 \$0

Less: Amortization of CIAC

DEPRECIATION EXPENSE

Instructions: Fill out the Grey Cells with the relevant information. Input 0 or none if there is nothing recorded in that account or there is no applicable information to report.

Sunrise Vistas Utilities Company
 Annual Report
 Balance Sheet Assets
 12/31/17

Balance Sheet Assets			
Account No.	Assets	Balance at Beginning of Year (2017)	Balance at End of Year (2017)
Current and Accrued Assets			
131	Cash	\$65,201	\$47,641
132	Special Deposits		
135	Temporary Cash Investments		
141	Customer Accounts Receivable		
142	Other Accounts Receivable		
143	Accumulated Provision for Uncollectable Accounts		
146	Notes Receivable from Associated Companies		
151	Plant Material and Supplies		
162	Prepayments	18,072	12,482
173	Accrued Utility Revenue		
174	Miscellaneous Current and Accrued Assets		
	Total Current and Accrued Assets	\$83,273	\$60,123
Deferred Debits			
186.1	Deferred Rate Case Expense		
	Total Deferred Debits	\$0	\$0
Fixed Assets			
101	Utility Plant in Service*	\$1,219,840	\$1,219,840
103	Property Held for Future Use		
105	Construction Work in Progress		
108	Accumulated Depreciation (enter as negative)*	(912,109)	(942,259)
121	Non-Utility Property		
122	Accumulated Depreciation - Non Utility		
	Total Fixed Assets	\$307,731	\$277,581
	Total Assets	\$391,004	\$337,704

Instructions: Fill out the Grey Cells with the relevent information. Input 0 or none if there is nothing recorded in that account or there is no applicable information to report.

Note these items feed automatically from the adjusted end of year balance from AR4.

Sunrise Vistas Utilities Company
Annual Report
Balance Sheet Liabilities and Owners Equity

Balance Sheet Liabilities and Owners Equity				
	Liabilities		Balance at Beginning of Year (2017)	Balance at End of Year (2017)
Account No.	Current Liabilities			
231	Accounts Payable			
232	Notes Payable (Current Portion)			
234	Notes Payable to Associated Companies			
235	Customer Deposits		1,763	3,764
236	Accrued Taxes		6,817	5,499
237	Accrued Interest			
241	Miscellaneous Current and Accrued Liabilities			
253	Other Deferred Credits			
	Total Current Liabilities		\$8,580	\$9,263
	Long Term Debt			
224	Long Term Debt (Notes and Bonds)			
	Total Long Term Debt		\$0	\$0
	Deferred Credits			
252	Advances in Aid of Construction		\$300,209	\$300,209
255	Accumulated Deferred Investment Tax Credits			
271	Contributions in Aid of Construction			
272	Less: Amortization of Contributions			
281	Accumulated Deferred Income Tax			
	Total Deferred Credits		\$300,209	\$300,209
	Total Liabilities		\$308,789	\$309,472
	Capital Accounts			
201	Common Stock Issued		\$371,739	\$371,739
211	Other Paid-In Capital		273,966	273,966
215	Retained Earnings		(563,490)	(617,473)
218	Proprietary Capital (Sole Props and Partnerships)			
	Total Capital		\$82,215	\$28,232
	Total Liabilities and Capital		\$391,004	\$337,704

Instructions: Fill out the Grey Cells with the relevent information. Input 0 or none if there is nothing recorded in that account or there is no applicable information to report.

Note: Total liabilities and Capital must match total assets for the beginning and end of the year!

Sunrise Vistas Utilities Company
Annual Report
Wastewater Comparative Income Statement
12/31/17

Wastewater Comparative Income Statement			
Account No.	Calendar Year	Current Year 01/01/2017 - 12/31/2017	Last Year 01/01/2016 - 12/31/2016
	Operating Revenue		
521	Flat Rate Revenues	\$273,203	\$258,235
522	Measured Revenues		
534	Rents from Wastewater Property		
536	Other Wastewater Revenues	1,727	22,975
	Total Revenues	\$274,930	\$281,210
	Operating Expenses		
701	Salaries and Wages	\$53,040	\$50,704
704	Employee Pensions and Benefits		0
710	Purchased Wastewater Treatment		0
711	Sludge Removal Expense	34,000	25,908
715	Purchased Power	19,182	24,397
716	Fuel for Power Production		
718	Chemicals		
720	Materials and Supplies		25,945
720.1	Repairs and Maintenance	7,964	
720.2	Office Supplies and Expense	2,243	
721	Office Expense	5,960	
731	Contractual Services - Engineering		
732	Contractual Services - Accounting	8,300	
733	Contractual Services - Legal		7,407
734	Contractual Services - Management Fees		
735	Contractual Services - Testing	15,325	16,990
736	Contractual Services - Other	21,502	9,988
740	Rents - Building		
742	Rents - Equipment		
750	Transportation Expenses		
757	Insurance - General Liability	4,209	4,469
758	Insurance - Worker's Compensation	1,576	
759	Insurance - Other		
760	Advertising Expense		
766	Regulatory Commission Expense - Rate Case		
767	Regulatory Commission Expense - Other		
770	Bad Debt Expense		
775	Miscellaneous Expense		6,987
403	Depreciation Expense (From Schedule AR4)	30,150	30,496
408	Taxes Other Than Income	7,414	8,671
408.11	Property Taxes	12,570	13,251
408.12	Payroll Taxes	7,023	
409	Income Taxes	816	6,500
	Total Operating Expenses	\$231,274	\$231,713
	Operating Income / (Loss)	\$43,656	\$49,497
	Other Income / (Expense)		
414	Gain (Loss) on Dispositions		
419	Interest and Dividend Income	14	3
421	Non-Utility Income		
426	Miscellaneous Non-Utility (Expense)		
427	Interest (Expense)		(330)
	Total Other Income / (Expense)	\$14	(\$327)
	Net Income / (Loss)	\$43,670	\$49,170

Instructions: Fill out the Grey Cells with the relevant information. Input 0 or none if there is nothing recorded in that account or there is no applicable information to report.

Sunrise Vistas Utilities Company
 Annual Report
 Supplemental Financial Data (Long-Term Debt)
 12/31/17

Supplemental Financial Data (Long-Term Debt)				
	Loan #1	Loan #2	Loan #3	Loan #4
Date Issued				
Source of Loan				
ACC Decision No.				
Reason for Loan				
Dollar Amt. Issued				
Amount Outstanding				
Date of Maturity				
Interest Rate				
Current Year Interest				
Current Year Principal				

Meter Deposit Balance at Test Year End:

Meter Deposits Refunded During the Test Year:

List all bonds, notes, loans, and other types of indebtedness in which the proceeds were used in the provision of public utility service. Indebtedness incurred for personal uses by the owner of the utility should not be listed. Input 0 or none if there is nothing to report for that cell.

Sunrise Vistas Utilities Company
 Annual Report
 Wastewater Utility Plant Description
 12/31/17

Wastewater Utility Plant Description

Name of System:	
Wastewater Inventory Number (if applicable):	
Type of Treatment	
Design Capacity of Plant (Gallons per day)	

LIFT STATION FACILITIES

Location	Quantity of Pumps	Horsepower Per Pump	Capacity Per Pump (GPM)	Wet Well Capacity (gals)

FORCE MAINS

Size	Material	Length (Feet)

MANHOLES

Type	Quantity
Standard	72
Drop	5

CLEANOUTS

Quantity
23

Note: If you are filing for more than one system, please provide separate sheets for each system

Instructions: Fill out the Grey Cells with the relevant information. Input 0 or none if there is nothing recorded in that account or there is no applicable information to report. Copy and paste this sheet as many times as is necessary.

Sunrise Vistas Utilities Company
 Annual Report
 Wastewater Utility Plant Description (Continued)

Wastewater Utility Plant Description (Continued)					
COLLECTION MAINS			SERVICES/LATERALS		
Sizes (inches)	Material	Length (feet)	Size (inches)	Material	Quantity
	PVC	2,145			
	PVC	27,335			
	PVC	504			
	PVC				

For the following five items, list the utility owned assets in each category for each system.

SOLIDS PROCESSING AND HANDLING FACILITIES	part of overall plant
DISINFECTION EQUIPMENT (Chlorinator, Ultra-Violet, Etc.)	NONE
FILTRATION EQUIPMENT (Rapid Sand, Slow Sand, Activated Carbon, Etc.)	NONE
STRUCTURES (Buildings, Fences, Etc.)	Building, Structure, Perimeter Walls
Other (Laboratory Equipment, Tools, Vehicles, Standby, Power Generators, Etc.)	Rapid Infiltration Ponds

Note: If you are filing for more than one system, please provide separate sheets for each system.

Instructions: Fill out the Grey Cells with the relevant information. Input 0 or none if there is nothing recorded in that account or there is no applicable information to report. Copy and paste this sheet as many times as is necessary.

Sunrise Vistas Utilities Company
 Annual Report
 Wastewater Flows
 12/31/17

Wastewater Flows					
Month	Number of Services	Total Monthly Sewage Flow	Sewage Flow on Peak Day	Purchased Power Expense ¹	Purchased Power (kWh) ²
January	669	2,173,000			
February	670	1,921,000			
March	668	2,258,000			
April	668	1,738,000			
May	669	1,688,000			
June	668	1,816,000			
July	668	1,880,000			
August	657	1,890,000			
September	661	1,840,000			
October	660	1,948,000			
November	669	2,000,000			
December	661	2,031,000			
Totals		23,183,000	0	\$0	0

Provide the following information as applicable per wastewater system:

Method of Effluent Disposal	Other
Groundwater Permit Number	N/A
ADEQ Aquifer Protection Permit ("APP") Number	P-102580
ADEQ Reuse Permit Number	N/A
EPA NPDES Permil Number	N/A
APP Effluent Treatment Requirement (Class)?	N/A

--

Note: If you are filing for more than one system, please provide separate sheets for each system.

- | |
|---|
| 1 Enter the total purchased power costs for the power meters associated with this system. |
| 2 Enter the total purchased kWh used by the power meters associated with this system. |

Instructions: Fill out the Grey Cells with the relevent information. Input 0 or none if there is nothing recorded in that account or there is no applicable information to report.

Sunrise Vistas Utilities Company
 Annual Report
 Utility Shutoffs / Disconnects
 12/31/17

Name of System:	0
Wastewater Inventory Number (if applicable):	0

Utility Shutoffs / Disconnects			
Month	Termination without Notice R14-2-609.B	Termination with Notice R14-2-609.C	Other
January			
February			
March			
April			
May			
June			
July			
August			
September			
October			
November			
December			
Total	0	0	0

Other (description):

Instructions: Fill out the Grey Cells with the relevant information. Input 0 or none if there is nothing recorded in that account or there is no applicable information to report.

Sunrise Vistas Utilities Company
Annual Report
Property Taxes
12/31/17

Property Taxes

Amount of actual property taxes paid during Calendar Year 2017 was

\$12,570

If no property taxes paid, explain why.

Instructions: Fill out the Grey Cells with the relevant information. Input 0 or none if there is nothing recorded in that account or there is no applicable information to report.

Verification and Sworn Statement (Taxes)

RECEIVED

APR 17 2018

ARIZONA CORP COMMISSION
UTILITIES DIVISION - DIRECTOR'S OFFICE

Verification: State of Arizona I, the undersigned of the
(state name)

County of (county name): Mohave
Name (owner or official) title: Rafe Cohen, President
Company name: Sunrise Vistas Utilities Company


DO SAY THAT THIS ANNUAL UTILITY PROPERTY TAX AND SALES TAX REPORT TO THE ARIZONA CORPORATION COMMISSION.

FOR THE YEAR ENDING: 12/31/17

HAS BEEN PREPARED UNDER MY DIRECTION, FROM THE ORIGINAL BOOKS, PAPERS AND RECORDS OF SAID UTILITY; THAT I HAVE CAREFULLY EXAMINED THE SAME, AND DECLARE THE SAME TO BE A COMPLETE AND CORRECT STATEMENT OF BUSINESS AND AFFAIRS OF SAID UTILITY FOR THE PERIOD COVERED BY THIS REPORT IN RESPECT TO EACH AND EVERY MATTER AND THING SET FORTH, TO THE BEST OF MY KNOWLEDGE, INFORMATION AND BELIEF.

Sworn Statement: I HEREBY ATTEST THAT ALL PROPERTY TAXES FOR SAID COMPANY ARE CURRENT AND PAID IN FULL.

I HEREBY ATTEST THAT ALL SALES TAXES FOR SAID COMPANY ARE CURRENT AND PAID IN FULL.



signature of owner/official

928-758-8200

telephone no.

SUBSCRIBED AND SWORN TO BEFORE ME A NOTARY PUBLIC
IN AND FOR THE COUNTY

THIS

16th

DAY OF

Los Angeles

(county name)



April 2018

(month) and (year)

MY COMMISSION EXPIRES

4-17-2021

(date)



(signature of notary public)

Verification and Sworn Statement

Verification:

State of Arizona I, the undersigned of the
(state name)
County of (county name): Mohave
Name (owner or official) title: Rafe Cohen, President
Company name: Sunrise Vistas Utilities Company

RECEIVED

APR 17 2018

ARIZONA CORP COMMISSION
UTILITIES DIVISION - DIRECTOR'S OFFICE

DO SAY THAT THIS ANNUAL UTILITY PROPERTY TAX AND SALES TAX REPORT TO THE ARIZONA CORPORATION COMMISSION.

FOR THE YEAR ENDING: 12/31/17

HAS BEEN PREPARED UNDER MY DIRECTION, FROM THE ORIGINAL BOOKS, PAPERS AND RECORDS OF SAID UTILITY; THAT I HAVE CAREFULLY EXAMINED THE SAME, AND DECLARE THE SAME TO BE A COMPLETE AND CORRECT STATEMENT OF BUSINESS AND AFFAIRS OF SAID UTILITY FOR THE PERIOD COVERED BY THIS REPORT IN RESPECT TO EACH AND EVERY MATTER AND THING SET FORTH, TO THE BEST OF MY KNOWLEDGE, INFORMATION AND BELIEF.

Sworn Statement: IN ACCORDANCE WITH THE REQUIREMENTS OF TITLE 40, ARTICLE 8, SECTION 40-401, ARIZONA REVISED STATUTES, IT IS HEREIN REPORTED THAT THE GROSS OPERATING REVENUE OF SAID UTILITY DERIVED FROM ARIZONA INTRASTATE UTILITY OPERATIONS DURING THE CALENDAR YEAR WAS:

Arizona Intrastate Gross Operating Revenues Only (\$)

\$273,203

(The amount in the box above includes

\$0 in sales taxes
billed or collected)

[Handwritten Signature]

signature of owner/official

928-758-8200

telephone no.

SUBSCRIBED AND SWORN TO BEFORE ME A NOTARY PUBLIC
IN AND FOR THE COUNTY

THIS

16th

DAY OF

Los Angeles

(county name)


April 2018

(month) and (year)

MY COMMISSION EXPIRES

4-17-21

(date)



[Handwritten Signature]

(signature of notary public)

Verification and Sworn Statement (Residential Revenue)

RECEIVED
APR 17 2018
ARIZONA CORP COMMISSION
UTILITIES DIVISION - DIRECTOR'S OFFICE

Verification:
State of Arizona I, the undersigned of the
(state name)
County of (county name):
Name (owner or official) title: Rafe Cohen, President
Company name: Sunrise Vistas Utilities Company

DO SAY THAT THIS ANNUAL UTILITY PROPERTY TAX AND SALES TAX REPORT TO THE ARIZONA CORPORATION COMMISSION.

FOR THE YEAR ENDING: 12/31/17

HAS BEEN PREPARED UNDER MY DIRECTION, FROM THE ORIGINAL BOOKS, PAPERS AND RECORDS OF SAID UTILITY; THAT I HAVE CAREFULLY EXAMINED THE SAME, AND DECLARE THE SAME TO BE A COMPLETE AND CORRECT STATEMENT OF BUSINESS AND AFFAIRS OF SAID UTILITY FOR THE PERIOD COVERED BY THIS REPORT IN RESPECT TO EACH AND EVERY MATTER AND THING SET FORTH, TO THE BEST OF MY KNOWLEDGE, INFORMATION AND BELIEF.

Sworn Statement: IN ACCORDANCE WITH THE REQUIREMENTS OF TITLE 40, ARTICLE 8, SECTION 40-401, ARIZONA REVISED STATUTES, IT IS HEREIN REPORTED THAT THE GROSS OPERATING REVENUE OF SAID UTILITY DERIVED FROM ARIZONA INTRASTATE UTILITY OPERATIONS RECEIVED FROM RESIDENTIAL CUSTOMERS DURING THE CALENDAR YEAR WAS:

Arizona Intrastate Gross Operating Revenues Only (\$)

\$273,203

(The amount in the box above includes

\$0 in sales taxes
billed or collected)

[Signature]
signature of owner/official

928-754-8200
telephone no.

SUBSCRIBED AND SWORN TO BEFORE ME A NOTARY PUBLIC
IN AND FOR THE COUNTY Los Angeles
(county name)

THIS 16th DAY OF April 2018
(month) and (year)

MY COMMISSION EXPIRES 4-17-21
(date)

[Signature]
(signature of notary public)

