

ANNUAL REPORT

Of

Company Name: Sunrise Vistas Utilities Company
PO Box 8555

Mailing Address: Ft. Mohave AZ
86427

Docket No.: WS-03586A
For the Year Ended: 12/31/17

RECEIVED
APR 17 2018
ARIZONA CORP COMMISSION
UTILITIES DIVISION - DIRECTOR'S OFFICE

WATER UTILITY

To

Arizona Corporation Commission

Due on April 15th

Email: rdefuente@azcc.gov, mail or deliver the completed Annual Report to:
Arizona Corporation Commission
Compliance Section - Utilities Division
1200 West Washington Street
Phoenix, Arizona 85007

Application Type: Original Filing
Application Date: 4/16/2018

4-18-18

ARIZONA CORPORATION COMMISSION
WATER UTILITY ANNUAL REPORT
Sunrise Vistas Utilities Company
A Class Utility

1. For the Calendar Year Ended: 12/31/17

2. Address:

4486 Camp Mohave Rd.			
City:	Ft. Mohave	State:	Arizona
Zip Code:	86427		

3. Telephone Number:

928-758-8200

4. Date of Original Organization of Utility:

--

5. Person to whom correspondence should be addressed concerning this report:

Name:

Rafe Cohen

Telephone No. :

818-986-3909

Address:

15060 Ventura Blvd., Suite 350			
City:	Sherman Oaks	State:	California
Zip Code:	91403		

Email:

rcohen@galaxytheatres.com

6. On-Site Manager:

Name:

Rebecca Zaviches

Telephone No. :

928-758-8200

Address:

4486 S. Camp Mohave Rd			
City:	Ft. Mohave	State:	Arizona
Zip Code:	86427		

Email:

--

7. Ownership:

"C" Corporation

8. Counties Served:

Mohave

Utility Plant in Service (Water)							
Account No.	Description	Beginning Year Original Cost	Current Year Additions	Current Year Retirements	Adjusted Original Cost	Accumulated Depreciation	OCID (OC less AD)
301	Organization				\$0		\$0
302	Franchises				0		0
303	Land and Land Rights				0		0
304	Structures and Improvements	64,499			64,499	18,560	45,939
305	Collecting & Improving Reservoirs				0		0
306	Lake, River, Canal Intakes				0		0
307	Wells and Springs				0		0
308	Infiltration Galleries				0		0
309	Supply Mains				0		0
310	Power Generation Equipment				0		0
311	Pumping Equipment	205,284			205,284	76,313	128,971
320	Water Treatment Equipment				0		0
320.1	Water Treatment Plants				0		0
320.2	Solution Chemical Feeders				0		0
320.3	Point-of-Use Treatment Devices				0		0
330	Distribution Reservoirs and Standpipes	271,511			271,511	272,906	(1,395)
330.1	Storage Tanks				0		0
330.2	Pressure Tanks				0		0
331	Transmission and Distribution Mains	471,607			471,607	324,409	147,198
333	Services	169,057			169,057	116,021	53,036
334	Meters and Meter Installations	31,752	28,967		60,719	30,380	30,339
335	Hydrants	143,656			143,656	99,452	44,204
336	Backflow Prevention Devices				0		0
339	Other Plant and Misc. Equipment				0		0
340	Office Furniture and Equipment	2,803			2,803	2,803	0
340.1	Computer & Software				0		0
341	Transportation Equipment				0		0
342	Stores Equipment				0		0
343	Tools, Shop and Garage Equipment				0		0
344	Laboratory Equipment				0		0
345	Power Operated Equipment				0		0
346	Communication Equipment				0		0
347	Miscellaneous Equipment				0		0
348	Other Tangible Plant				0		0
	Totals	\$1,360,169	\$28,967	\$0	\$1,389,136	\$940,844	\$448,292

Instructions: Fill out the Grey Cells with the relevant information. Input 0 or none if there is nothing recorded in that account or there is no applicable information to report.

Sunrise Vistas Utilities Company
 Annual Report
 Depreciation Expense for the Current Year (Water)
 12/31/17

Depreciation Expense for the Current Year (Water)								
Account No.	Description	Beginning Year Original Cost	Current Year Additions	Current Year Retirements	Adjusted Original Cost	Fully Depreciated/Non-depreciable Plant	Depreciation Percentages	Depreciation Expense
301	Organization	\$0	\$0	\$0	\$0			\$0
302	Franchises	0	0	0	0			0
303	Land and Land Rights	0	0	0	0			0
304	Structures and Improvements	64,499	0	0	64,499		2.50%	1,612
305	Collecting & Improving Reservoirs	0	0	0	0			0
306	Lake, River, Canal Intakes	0	0	0	0			0
307	Wells and Springs	0	0	0	0			0
308	Infiltration Galleries	0	0	0	0			0
309	Supply Mains	0	0	0	0			0
310	Power Generation Equipment	0	0	0	0			0
311	Pumping Equipment	205,284	0	0	205,284		2.50%	5,132
320	Water Treatment Equipment	0	0	0	0			0
320.1	Water Treatment Plants	0	0	0	0			0
320.2	Solution Chemical Feeders	0	0	0	0			0
320.3	Point-of-Use Treatment Devices	0	0	0	0			0
330	Distribution Reservoirs and Standpipes	271,511	0	0	271,511			0
330.1	Storage Tanks	0	0	0	0			0
330.2	Pressure Tanks	0	0	0	0			0
331	Transmission and Distribution Mains	471,607	0	0	471,607		2.50%	11,790
333	Services	169,057	0	0	169,057		2.50%	4,226
334	Meters and Meter Installations	31,752	28,967	0	60,719		3.28%	1,518
335	Hydrants	143,656	0	0	143,656		2.50%	3,591
336	Backflow Prevention Devices	0	0	0	0			0
339	Other Plant and Misc. Equipment	0	0	0	0			0
340	Office Furniture and Equipment	2,803	0	0	2,803			0
340.1	Computer & Software	0	0	0	0			0
341	Transportation Equipment	0	0	0	0			0
342	Stores Equipment	0	0	0	0			0
343	Tools, Shop and Garage Equipment	0	0	0	0			0
344	Laboratory Equipment	0	0	0	0			0
345	Power Operated Equipment	0	0	0	0			0
346	Communication Equipment	0	0	0	0			0
347	Miscellaneous Equipment	0	0	0	0			0
348	Other Tangible Plant	0	0	0	0			0
	Subtotal	\$1,360,169	\$28,967	\$0	\$1,389,136	\$0		\$27,870

Contribution(s) in Aid of Construction (Gross)
 Less: Non Amortizable Contribution(s)
 Fully Amortized Contribution(s)
 Amortizable Contribution(s)
 Times: Proposed Amortization Rate
 Amortization of CIAC

\$0
 2.01%
 \$0

Less: Amortization of CIAC

DEPRECIATION EXPENSE

Instructions: Fill out the Grey Cells with the relevant information. Input 0 or none if there is nothing recorded in that account or there is no applicable information to report.

Sunrise Vistas Utilities Company
 Annual Report
 Balance Sheet Assets
 12/31/17

Balance Sheet Assets			
	Assets	Balance at Beginning of Year (2017)	Balance at End of Year (2017)
Account No.	Current and Accrued Assets		
131	Cash	\$0	
134	Working Funds		
135	Temporary Cash Investments		
141	Customer Accounts Receivable		
146	Notes Receivable from Associated Companies		
151	Plant Material and Supplies		
162	Prepayments	0	
174	Miscellaneous Current and Accrued Assets		
	Total Current and Accrued Assets	\$0	\$0
Account No.	Fixed Assets		
101	Utility Plant in Service*	\$1,360,169	\$1,389,136
103	Property Held for Future Use		
105	Construction Work in Progress		
108	Accumulated Depreciation (enter as negative)*	(912,975)	(940,844)
121	Non-Utility Property		
122	Accumulated Depreciation - Non Utility		
	Total Fixed Assets	\$447,194	\$448,292
	Total Assets	\$447,194	\$448,292

Instructions: Fill out the Grey Cells with the relevant information. Input 0 or none if there is nothing recorded in that account or there is no applicable information to report.

*Note these items feed automatically from AR3 UPIS Page 3

Sunrise Vistas Utilities Company
Annual Report
Balance Sheet Liabilities and Owners Equity

Balance Sheet Liabilities and Owners Equity				
	Liabilities		Balance at Beginning of Year (2017)	Balance at End of Year (2017)
Account No.	Current Liabilities			
231	Accounts Payable		\$0	
232	Notes Payable (Current Portion)		0	
234	Notes Payable to Associated Companies		0	
235	Customer Deposits		11,846	13,847
236	Accrued Taxes		8,026	2,381
237	Accrued Interest			
242	Miscellaneous Current and Accrued Liabilities			
	Total Current Liabilities		\$19,872	\$16,228
	Long Term Debt			
224	Long Term Debt (Notes and Bonds)		\$0	\$0
	Deferred Credits			
251	Unamortized Premium on Debt		\$0	\$0
252	Advances in Aid of Construction		356,772	356,772
255	Accumulated Deferred Investment Tax Credits		0	
271	Contributions in Aid of Construction		39,777	39,777
272	Less: Amortization of Contributions			
281	Accumulated Deferred Income Tax			
	Total Deferred Credits		\$396,549	\$396,549
	Total Liabilities		\$416,421	\$412,777
	Capital Accounts			
201	Common Stock Issued		\$371,739	\$371,739
211	Other Paid-In Capital		189,904	189,904
215	Retained Earnings		(530,870)	(526,128)
218	Proprietary Capital (Sole Props and Partnerships)		0	0
	Total Capital		\$30,773	\$35,515
	Total Liabilities and Capital		\$447,194	\$448,292

Instructions: Fill out the Grey Cells with the relevant information. Input 0 or none if there is nothing recorded in that account or there is no applicable information to report.

Note: Total liabilities and Capital must match total assets for the beginning and end of the year!

Sunrise Vistas Utilities Company
Annual Report
Water Comparative Income Statement
12/31/17

Water Comparative Income Statement			
Account No.	Calendar Year	Current Year 01/01/2017 - 12/31/2017	Last Year 01/01/2016 - 12/31/2016
	Operating Revenue		
461	Metered Water Revenue	\$259,675	\$266,655
460	Unmetered Water Revenue		
462	Fire Protection Revenue		
469	Guaranteed Revenues (Surcharges)		
471	Miscellaneous Service Revenues		
474	Other Water Revenue	1,726	6,076
	Total Revenues	\$261,401	\$272,731
	Operating Expenses		
601	Salaries and Wages	\$61,639	\$52,505
604	Employee Pensions and Benefits		
610	Purchased Water	144,509	112,060
615	Purchased Power	9,584	10,596
618	Chemicals		
620	Materials and Supplies		
620.1	Repairs and Maintenance	21,327	12,221
620.2	Office Supplies and Expense	8,396	13,142
630	Contractual Services		22,364
631	Contractual Services - Engineering		
632	Contractual Services - Accounting	8,300	
633	Contractual Services - Legal		
634	Contractual Services - Management Fees		
635	Contractual Services - Water Testing	6,634	4,734
636	Contractual Services - Other	22,980	
640	Rents		
641	Rental of Building/Real Property		
642	Rental of Equipment		
650	Transportation Expenses		
657	Insurance - General Liability	4,208	3,458
657.1	Insurance - Health and Life		
665	Regulatory Commission Expense - Rate		
670	Bad Debt Expense		
675	Miscellaneous Expense		5,392
403	Depreciation Expense (From Schedule AR4)	27,870	27,146
408	Taxes Other Than Income	7,191	7,676
408.11	Property Taxes	12,872	12,855
409	Income Taxes	816	1,655
427.1	Customer Security Deposit Interest		
	Total Operating Expenses	\$336,326	\$285,804
	Operating Income / (Loss)	(\$74,925)	(\$13,073)
	Other Income / (Expense)		
419	Interest and Dividend Income	\$14	\$4
421	Non-Utility Income		
426	Miscellaneous Non-Utility (Expense)		
427	Interest (Expense)		
	Total Other Income / (Expense)	\$14	\$4
	Net Income / (Loss)	(\$74,911)	(\$13,069)

Instructions: Fill out the Grey Cells with the relevant information. Input 0 or none if there is nothing recorded in that account or there is no applicable information to report.

Sunrise Vistas Utilities Company
 Annual Report
 Supplemental Financial Data (Long-Term Debt)
 12/31/17

Supplemental Financial Data (Long-Term Debt)				
	Loan #1	Loan #2	Loan #3	Loan #4
Date Issued				
Source of Loan				
ACC Decision No.				
Reason for Loan				
Dollar Amt. Issued				
Amount Outstanding				
Date of Maturity				
Interest Rate				
Current Year Interest				
Current Year Principal				

Meter Deposit Balance at Test Year End:

Meter Deposits Refunded During the Test Year:

List all bonds, notes, loans, and other types of indebtedness in which the proceeds were used in the provision of public utility service. Indebtedness incurred for personal uses by the owner of the utility should not be listed. Input 0 or none if there is nothing to report for that cell.

Water Utility Plant Description (Continued)			CUSTOMER METERS	
MAINS			Size (inches)	Quantity
Sizes (inches)	Material	Length (feet)		
			5/8 X 3/4	597
			0.75	59
4.00	PVC	175		
6.00	PVC	19,395		
8.00	PVC	13,379		
10.00	PVC	1,276		

For the following three items, list the utility owned assets in each category for each system.

TREATMENT EQUIPMENT:	
STRUCTURES:	
OTHER:	

Instructions: Fill out the Grey Cells with the relevent information. Input 0 or none if there is nothing recorded in that account or there is no applicable information to report. Copy and paste this sheet as many times as is necessary.

Water Use Data Sheet

Name of the System:		0					
ADEQ Public Water System Number:		91-000350.0000					
Month	Number of Customers	Gallons Sold (thousands) ¹	Gallons Pumped (thousands) ²	Gallons Purchased (thousands) ³	Estimated Gallons Authorized Use (thousands) ⁴	Purchased Power Expense ⁵	Purchased Power (kWh) ⁶
January	669	3,553		4,873			
February	670	3,401		5,335			
March	668	3,363		5,095			
April	668	4,250		4,944			
May	669	2,535		4,848			
June	668	5,167		5,818			
July	668	14,930		5,804			
August	657	4,520		6,823			
September	661	4,464		6,556			
October	660	4,566		6,393			
November	669	4,686		5,915			
December	661	3,623		5,344			
Totals		59,058	0	67,748	0	\$0	0

If the system has fire hydrants, what is the fire flow requirements? GPM for hrs

Does the system have chlorination treatment?

Is the Water Utility located in an ADWR Active Management Area (AMA)?
 If yes, which AMA?

Does the Company have an ADWR Gallons Per Capita Per Day (GPCPD) requirement?
 If yes, provide the GPCPD amount:

If applicable, in the space below please provide a description for all un-metered water use along with amounts:
 Hydrants are flushed/operated by Fire Dept - Spring/Fall - Total Hydrants 59

Instructions: Fill out the Grey Cells with the relevant information. Input 0 or none if there is nothing recorded in that account or there is no applicable information to report.

- 1 Gallons sold - Total gallons from customer meters, and other sold gallons such as Construction water.
- 2 Gallons pumped - Total gallons from pumped sources.
- 3 Gallons purchased - Total gallons purchased from other sources.
- 4 Estimated gallons authorized use - Total estimated gallons from authorized metered or unmetered use. Authorized use such as flushing (mains, services and hydrants) draining/cleaning tanks, process, construction, fire fighting, etc.
- 5 Enter the total purchased power costs for the power meters associated with this system.
- 6 Enter the total purchased kWh used by the power meters associated with this system.

Sunrise Vistas Utilities Company
 Annual Report
 Utility Shutoffs / Disconnects
 12/31/17

ADEQ System No. :	91-000350.0000
-------------------	----------------

Utility Shutoffs / Disconnects			
Month	Termination without Notice R14-2-410.B	Termination with Notice R14-2-410.C	Other
January		4	
February		3	
March		2	
April		1	
May		2	
June		1	
July		1	
August		1	
September		2	
October		2	
November		1	
December		3	
Total	0	23	0

Other (description):

Instructions: Fill out the Grey Cells with the relevent information. Input 0 or none if there is nothing recorded in that account or there is no applicable information to report.

Sunrise Vistas Utilities Company
Annual Report
Property Taxes
12/31/17

Property Taxes	
Amount of actual property taxes paid during Calendar Year 2017 was	\$12,872

If no property taxes paid, explain why.

Instructions: Fill out the Grey Cells with the relevent information. Input 0 or none if there is nothing recorded in that account or there is no applicable information to report.

RECEIVED

Verification and Sworn Statement (Taxes)

APR 17 2018

ARIZONA CORP COMMISSION
UTILITIES DIVISION - DIRECTOR'S OFFICE

Verification: State of Arizona I, the undersigned of the
(state name)

County of (county name): Mohave
Name (owner or official) title: Rafe Cohen, President
Company name: Sunrise Vistas Utilities Company

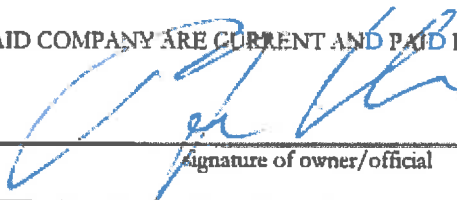
DO SAY THAT THIS ANNUAL UTILITY PROPERTY TAX AND SALES TAX REPORT TO THE ARIZONA CORPORATION COMMISSION.

FOR THE YEAR ENDING: 12/31/17

HAS BEEN PREPARED UNDER MY DIRECTION, FROM THE ORIGINAL BOOKS, PAPERS AND RECORDS OF SAID UTILITY; THAT I HAVE CAREFULLY EXAMINED THE SAME, AND DECLARE THE SAME TO BE A COMPLETE AND CORRECT STATEMENT OF BUSINESS AND AFFAIRS OF SAID UTILITY FOR THE PERIOD COVERED BY THIS REPORT IN RESPECT TO EACH AND EVERY MATTER AND THING SET FORTH, TO THE BEST OF MY KNOWLEDGE, INFORMATION AND BELIEF.

Sworn Statement: I HEREBY ATTEST THAT ALL PROPERTY TAXES FOR SAID COMPANY ARE CURRENT AND PAID IN FULL.

I HEREBY ATTEST THAT ALL SALES TAXES FOR SAID COMPANY ARE CURRENT AND PAID IN FULL.



Signature of owner/official

telephone no.

SUBSCRIBED AND SWORN TO BEFORE ME A NOTARY PUBLIC
IN AND FOR THE COUNTY

THIS



16th

DAY OF

Los Angeles
(county name)
April 2018
(month) and (year)

MY COMMISSION EXPIRES

4-17-21
(date)



(signature of notary public)

Verification and Sworn Statement

Verification:

State of Arizona I, the undersigned of the
(state name)
County of (county name): Mohave
Name (owner or official) title: Rafe Cohen, President
Company name: Sunrise Vistas Utilities Company

RECEIVED
APR 17 2018
ARIZONA UTILITIES DIVISION - CORP COMMISSION
DIRECTOR'S OFFICE

DO SAY THAT THIS ANNUAL UTILITY PROPERTY TAX AND SALES TAX REPORT TO THE ARIZONA CORPORATION COMMISSION.

FOR THE YEAR ENDING: 12/31/17

HAS BEEN PREPARED UNDER MY DIRECTION, FROM THE ORIGINAL BOOKS, PAPERS AND RECORDS OF SAID UTILITY; THAT I HAVE CAREFULLY EXAMINED THE SAME, AND DECLARE THE SAME TO BE A COMPLETE AND CORRECT STATEMENT OF BUSINESS AND AFFAIRS OF SAID UTILITY FOR THE PERIOD COVERED BY THIS REPORT IN RESPECT TO EACH AND EVERY MATTER AND THING SET FORTH, TO THE BEST OF MY KNOWLEDGE, INFORMATION AND BELIEF.

Sworn Statement: IN ACCORDANCE WITH THE REQUIREMENTS OF TITLE 40, ARTICLE 8, SECTION 40-401, ARIZONA REVISED STATUTES, IT IS HEREIN REPORTED THAT THE GROSS OPERATING REVENUE OF SAID UTILITY DERIVED FROM ARIZONA INTRASTATE UTILITY OPERATIONS DURING THE CALENDAR YEAR WAS:

Arizona Intrastate Gross Operating Revenues Only (\$)
\$273,498
(The amount in the box above includes
\$13,823 in sales taxes
billed or collected)

[Handwritten Signature]

signature of owner/official

0

telephone no.

SUBSCRIBED AND SWORN TO BEFORE ME A NOTARY PUBLIC
IN AND FOR THE COUNTY

THIS


16th

DAY OF

Los Angeles
(county name)
April 2018
(month) and (year)

MY COMMISSION EXPIRES

4-17-21
(date)



[Handwritten Signature]

(signature of notary public)

Verification and Sworn Statement (Residential Revenue)

Verification:

State of Arizona I, the undersigned of the
(state name)

County of (county name):
Name (owner or official) title:
Company name:

Rafe Cohen, President
0
Sunrise Vistas Utilities Company

RECEIVED
APR 17 2018
ARIZONA CORP COMMISSION
UTILITIES DIVISION - DIRECTOR'S OFFICE

DO SAY THAT THIS ANNUAL UTILITY PROPERTY TAX AND SALES TAX REPORT TO THE ARIZONA CORPORATION COMMISSION.

FOR THE YEAR ENDING: 12/31/17

HAS BEEN PREPARED UNDER MY DIRECTION, FROM THE ORIGINAL BOOKS, PAPERS AND RECORDS OF SAID UTILITY; THAT I HAVE CAREFULLY EXAMINED THE SAME, AND DECLARE THE SAME TO BE A COMPLETE AND CORRECT STATEMENT OF BUSINESS AND AFFAIRS OF SAID UTILITY FOR THE PERIOD COVERED BY THIS REPORT IN RESPECT TO EACH AND EVERY MATTER AND THING SET FORTH, TO THE BEST OF MY KNOWLEDGE, INFORMATION AND BELIEF.

Sworn Statement: IN ACCORDANCE WITH THE REQUIREMENTS OF TITLE 40, ARTICLE 8, SECTION 40-401, ARIZONA REVISED STATUTES, IT IS HEREIN REPORTED THAT THE GROSS OPERATING REVENUE OF SAID UTILITY DERIVED FROM ARIZONA INTRASTATE UTILITY OPERATIONS RECEIVED FROM RESIDENTIAL CUSTOMERS DURING THE CALENDAR YEAR WAS:

Arizona Intrastate Gross Operating Revenues Only (\$)

\$273,498

(The amount in the box above includes

\$13,823 in sales taxes
billed or collected)

[Signature]
signature of owner/official

0
telephone no.

SUBSCRIBED AND SWORN TO BEFORE ME A NOTARY PUBLIC
IN AND FOR THE COUNTY

Los Angeles
(county name)

THIS 16th DAY OF April 2018
(month) and (year)

MY COMMISSION EXPIRES 4-17-18
(date)

[Signature]
(signature of notary public)

