

ANNUAL REPORT

Of

Company Name: **Sunrise Vistas Utilities Company**
PO Box 8555

Mailing Address: Ft. Mohave AZ
86427

Docket No.: **WS-03586A**
For the Year Ended: **12/31/18**

RECEIVED

APR 16 2019

ARIZONA CORP COMMISSION
UTILITIES DIVISION - DIRECTOR'S OFFICE

WASTEWATER UTILITY

To

Arizona Corporation Commission

Due on April 15th

Email: rdelafuente@azcc.gov, mail or deliver the completed Annual Report to:

Arizona Corporation Commission
Compliance Section - Utilities Division
1200 West Washington Street
Phoenix, Arizona 85007

Application Type: **Original Filing**

Application Date: **4/15/2019**

4-19-19

ARIZONA CORPORATION COMMISSION
WASTEWATER UTILITY ANNUAL REPORT
Sunrise Vistas Utilities Company
A Class Utility

1. For the Calendar Year Ended: 12/31/18

2. Address:

4486 Camp Mohave Rd.		
City: Ft Mohave	State: Arizona	Zip Code: 86427

3. Telephone Number:

928-758-8200

4. Date of Original Organization of Utility:

--

5. Person to whom correspondence should be addressed concerning this report:

Name:

Rafe Cohen

Telephone No. :

818-986-3909

Address:

15060 Ventura Blvd., Suite 350		
City: Sherman Oaks	State: California	Zip Code: 91403

Email:

rcohen@galaxytheatres.com

6. On-Site Manager:

Name:

Rebecca Zaviches

Telephone No. :

928-758-8200

Address:

4486 S. Camp Mohave Rd.		
City: Ft Mohave	State: Arizona	Zip Code: 86427

Email:

mcihomesinc@citlink.net

7. Ownership:

"C" Corporation

8. Counties Served:

Mohave

Sunrise Vistas Utilities Company
 Annual Report
 Utility Plant in Service (Wastewater)
 12/31/18

Utility Plant in Service (Wastewater)							
Account No.	Description	Beginning Year Original Cost	Current Year Additions	Current Year Retirements	Adjusted Original Cost	Accumulated Depreciation	OCLD (OC less AD)
351	Organization				\$0		\$0
352	Franchises				0		0
353	Land and Land Rights				0		0
354	Structures and Improvements	118,036			118,036	90,151	27,885
355	Power Generation Equipment				0		0
360	Collections Wastewater - Force	595,964			595,964	431,940	164,024
361	Collections Wastewater - Gravity				0		0
362	Special Collecting Structures				0		0
363	Services to Customers	106,736			106,736	73,853	32,883
364	Flow Measuring Devices				0		0
365	Flow Measuring Installations				0		0
366	Reuse Services				0		0
367	Reuse Meters & Meter Installations				0		0
370	Receiving Wells				0		0
371	Pumping Equipment				0		0
374	Reuse Distribution Reservoirs				0		0
375	Reuse Trans. And Distr. Equipment	41,917			41,917	41,917	0
380	Treatment and Disposal Equipment				0		0
381	Plant Sewers				0		0
382	Outfall Sewer Lines	347,682			347,682	331,915	15,767
389	Other Plant and Misc. Equipment	528			528	65	463
390	Office Furniture and Equipment				0		0
390.1	Computer & Software				0		0
391	Transportation Equipment				0		0
392	Stores Equipment				0		0
393	Tools, Shop and Garage Equipment	8,977			8,977	1,864	7,113
394	Laboratory Equipment				0		0
395	Power Operated Equipment				0		0
396	Communication Equipment				0		0
397	Miscellaneous Equipment				0		0
398	Other Tangible Plant				0		0
	Totals	\$1,219,840	\$0	\$0	\$1,219,840	\$971,705	\$248,135

Instructions: Fill out the Grey Cells with the relevent information. Input 0 or none if there is nothing recorded in that account or there is no applicable information to report

Sunrise Vistas Utilities Company
 Annual Report
 Depreciation Expense for the Current Year (Wastewater)
 12/31/18

Depreciation Expense for the Current Year (Wastewater)								
Account No.	Description	Beginning Year Original Cost	Current Year Additions	Current Year Retirements	Adjusted Original Cost	Fully Depreciated/Non-depreciable Plant	Depreciation Percentages	Depreciation Expense
351	Organization	\$0	\$0	\$0	\$0			\$0
352	Franchises	0	0	0	0			0
353	Land and Land Rights	0	0	0	0			0
354	Structures and Improvements	118,036	0	0	118,036		2.50%	2,951
355	Power Generation Equipment	0	0	0	0			0
360	Collections Wastewater - Force	595,964	0	0	595,964		2.50%	14,899
361	Collections Wastewater - Gravity	0	0	0	0			0
362	Special Collecting Structures	0	0	0	0			0
363	Services to Customers	106,736	0	0	106,736		2.50%	2,668
364	Flow Measuring Devices	0	0	0	0			0
365	Flow Measuring Installations	0	0	0	0			0
366	Reuse Services	0	0	0	0			0
367	Reuse Meters & Meter Installations	0	0	0	0			0
370	Receiving Wells	0	0	0	0			0
371	Pumping Equipment	0	0	0	0			0
374	Reuse Distribution Reservoirs	0	0	0	0			0
375	Reuse Trans. And Distr. Equipment	41,917	0	0	41,917			0
380	Treatment and Disposal Equipment	0	0	0	0			0
381	Plant Sewers	0	0	0	0			0
382	Outfall Sewer Lines	347,682	0	0	347,682		2.50%	8,692
389	Other Plant and Misc. Equipment	528	0	0	528		2.50%	13
390	Office Furniture and Equipment	0	0	0	0			0
390.1	Computer & Software	0	0	0	0			0
391	Transportation Equipment	0	0	0	0			0
392	Stores Equipment	0	0	0	0			0
393	Tools, Shop and Garage Equipment	8,977	0	0	8,977		2.50%	224
394	Laboratory Equipment	0	0	0	0			0
395	Power Operated Equipment	0	0	0	0			0
396	Communication Equipment	0	0	0	0			0
397	Miscellaneous Equipment	0	0	0	0			0
398	Other Tangible Plant	0	0	0	0			0
	Subtotal	\$1,219,840	\$0	\$0	\$1,219,840	\$0		\$29,448

Contribution(s) in Aid of Construction (Gross)

Less: Non Amortizable Contribution(s)

Fully Amortized Contribution(s)

Amortizable Contribution(s)

Times: Proposed Amortization Rate

Amortization of CIAC

\$0

2.41%

\$0

Less: Amortization of CIAC

DEPRECIATION EXPENSE

Instructions: Fill out the Grey Cells with the relevant information. Input 0 or none if there is nothing recorded in that account or there is no applicable information to report

Sunrise Vistas Utilities Company
Annual Report
Balance Sheet Assets
12/31/18

Balance Sheet Assets				
	Assets		Balance at Beginning of Year (2018)	Balance at End of Year (2018)
Account No.	Current and Accrued Assets			
131	Cash		\$47,641	\$56,044
132	Special Deposits			
135	Temporary Cash Investments			
141	Customer Accounts Receivable			
142	Other Accounts Receivable			
143	Accumulated Provision for Uncollectable Accounts			
146	Notes Receivable from Associated Companies		0	22,937
151	Plant Material and Supplies			
162	Prepayments		12,482	12,432
173	Accrued Utility Revenue			
174	Miscellaneous Current and Accrued Assets			
	Total Current and Accrued Assets		\$60,123	\$91,413
	Deferred Debits			
186.1	Deferred Rate Case Expense			
	Total Deferred Debits		\$0	\$0
	Fixed Assets			
101	Utility Plant in Service*		\$1,219,840	\$1,219,840
103	Property Held for Future Use			
105	Construction Work in Progress			
108	Accumulated Depreciation (enter as negative)*		(942,259)	(971,705)
121	Non-Utility Property			
122	Accumulated Depreciation - Non Utility			
	Total Fixed Assets		\$277,581	\$248,135
	Total Assets		\$337,704	\$339,548

Instructions: Fill out the Grey Cells with the relevant information. Input 0 or none if there is nothing recorded in that account or there is no applicable information to report.

Note these items feed automatically from the adjusted end of year balance from AR4.

Sunrise Vistas Utilities Company
Annual Report
Balance Sheet Liabilities and Owners Equity

Balance Sheet Liabilities and Owners Equity				
	Liabilities		Balance at Beginning of Year (2018)	Balance at End of Year (2018)
Account No.	Current Liabilities			
231	Accounts Payable			
232	Notes Payable (Current Portion)			
234	Notes Payable to Associated Companies			
235	Customer Deposits		3,764	5,596
236	Accrued Taxes		5,499	6,494
237	Accrued Interest			
241	Miscellaneous Current and Accrued Liabilities			
253	Other Deferred Credits			
	Total Current Liabilities		\$9,263	\$12,090
	Long Term Debt			
224	Long Term Debt (Notes and Bonds)			
	Total Long Term Debt		\$0	\$0
	Deferred Credits			
252	Advances in Aid of Construction		\$300,209	\$285,199
255	Accumulated Deferred Investment Tax Credits			
271	Contributions in Aid of Construction			
272	Less: Amortization of Contributions			
281	Accumulated Deferred Income Tax			
	Total Deferred Credits		\$300,209	\$285,199
	Total Liabilities		\$309,472	\$297,289
	Capital Accounts			
201	Common Stock Issued		\$371,739	\$371,739
211	Other Paid-In Capital		273,966	273,966
215	Retained Earnings		(617,473)	(603,446)
218	Proprietary Capital (Sole Props and Partnerships)			
	Total Capital		\$28,232	\$42,259
	Total Liabilities and Capital		\$337,704	\$339,548

Instructions: Fill out the Grey Cells with the relevent information. Input 0 or none if there is nothing recorded in that account or there is no applicable information to report.

Note: Total liabilities and Capital must match total assets for the beginning and end of the year!

Sunrise Vistas Utilities Company
Annual Report
Wastewater Comparative Income Statement
12/31/18

Wastewater Comparative Income Statement			
Account No.	Calendar Year	Current Year 01/01/2018 - 12/31/2018	Last Year 01/01/2017 - 12/31/2017
	Operating Revenue		
521	Flat Rate Revenues	\$275,688	\$273,203
522	Measured Revenues		
534	Rents from Wastewater Property		
536	Other Wastewater Revenues	4,100	1,727
	Total Revenues	\$279,788	\$274,930
	Operating Expenses		
701	Salaries and Wages	\$49,834	\$53,040
704	Employee Pensions and Benefits		
710	Purchased Wastewater Treatment		
711	Sludge Removal Expense	39,491	34,000
715	Purchased Power	22,583	19,182
716	Fuel for Power Production		
718	Chemicals		
720	Materials and Supplies		
720.1	Repairs and Maintenance	13,494	7,964
720.2	Office Supplies and Expense	4,467	2,243
721	Office Expense	5,846	5,960
731	Contractual Services - Engineering		
732	Contractual Services - Accounting	8,300	8,300
733	Contractual Services - Legal	482	
734	Contractual Services - Management Fees		
735	Contractual Services - Testing	27,912	15,325
736	Contractual Services - Other	25,513	21,502
740	Rents - Building		
742	Rents - Equipment		
750	Transportation Expenses		
757	Insurance - General Liability	1,574	4,209
758	Insurance - Worker's Compensation	1,203	1,576
759	Insurance - Other		
760	Advertising Expense		
766	Regulatory Commission Expense - Rate Case		
767	Regulatory Commission Expense - Other		
770	Bad Debt Expense		
775	Miscellaneous Expense		
403	Depreciation Expense (From Schedule AR4)	29,448	30,150
408	Taxes Other Than Income	6,187	7,414
408.11	Property Taxes	12,764	12,570
408.12	Payroll Taxes	4,660	7,023
409	Income Taxes	25	816
	Total Operating Expenses	\$253,783	\$231,274
	Operating Income / (Loss)	\$26,005	\$43,656
	Other Income / (Expense)		
414	Gain (Loss) on Dispositions		
419	Interest and Dividend Income	22	
421	Non-Utility Income		
426	Miscellaneous Non-Utility (Expense)		
427	Interest (Expense)		
	Total Other Income / (Expense)	\$22	\$0
	Net Income / (Loss)	\$26,027	\$43,656

Instructions: Fill out the Grey Cells with the relevant information. Input 0 or none if there is nothing recorded in that account or there is no applicable information to report.

Sunrise Vistas Utilities Company
 Annual Report
 Full time equivalent employees
 12/31/18

Full time equivalent employees

	Direct Company	Outside service	Total
President	1.0		1.0
Vice-president			0.0
Manager	1.0		1.0
Engineering Staff			0.0
System Operator(s)	1.0		1.0
Customer Service			0.0
Accounting			0.0
Business Office			0.0
Rates Department			0.0
Administrative Staff	1.0		1.0
Other			0.0
Total	4.0	0.0	4.0

Instructions: Fill out the Grey Cells with the relevant information. Input 0 or none if there is nothing recorded in that account or there is no applicable information to report. A full-time employee is based on 2080 total hours per year. Please calculate partial employees using 2080 hours.

Sunrise Vistas Utilities Company
 Annual Report
 Supplemental Financial Data (Long-Term Debt)
 12/31/18

Supplemental Financial Data (Long-Term Debt)				
	Loan #1	Loan #2	Loan #3	Loan #4
Date Issued				
Source of Loan				
ACC Decision No.				
Reason for Loan				
Dollar Amt. Issued				
Amount Outstanding				
Date of Maturity				
Interest Rate				
Current Year Interest				
Current Year Principal				

Meter Deposit Balance at Test Year End:

Meter Deposits Refunded During the Test Year:

List all bonds, notes, loans, and other types of indebtedness in which the proceeds were used in the provision of public utility service. Indebtedness incurred for personal uses by the owner of the utility should not be listed. Input 0 or none if there is nothing to report for that cell.

Wastewater Utility Plant Description	
<u>Name of System:</u>	Sunrise Vistas
<u>Wastewater Inventory Number (if applicable):</u>	
<u>Type of Treatment</u>	
<u>Design Capacity of Plant (Gallons per day)</u>	

LIFT STATION FACILITIES				
Location	Quantity of Pumps	Horsepower Per Pump	Rated Capacity Per Pump (GPM)	Wet Well Capacity (gals)

FORCE MAINS		
Size	Material	Length (Feet)

MANHOLES	
Type	Quantity
Standard	72
Drop	5

CLEANOUTS	
Type	Quantity
	23

Note: If you are filing for more than one system, please provide separate sheets for each system.

Instructions: Fill out the Grey Cells with the relevant information. Input 0 or none if there is nothing recorded in that account or there is no applicable information to report. Copy and paste this sheet as many times as is necessary.

Wastewater Utility Plant Description (Continued)					
COLLECTION MAINS			SERVICES/LATERALS		
Sizes (inches)	Material	Length (feet)	Size (inches)	Material	Quantity
4	PVC	2,145	4	PVC	650
6	PVC	27,335			
8	PVC	504			

For the following five items, list the utility owned assets in each category for each system.

SOLIDS PROCESSING AND HANDLING FACILITIES	part of overall plant
DISINFECTION EQUIPMENT (Chlorinator, Ultra-Violet, Etc.)	NONE
FILTRATION EQUIPMENT (Rapid Sand, Slow Sand, Activated Carbon, Etc.)	NONE
STRUCTURES (Buildings, Fences, Etc.)	Building, Structure, Perimeter Walls
Other (Laboratory Equipment, Tools, Vehicles, Standby, Power Generators, Etc.)	Rapid Infiltration Ponds

Note: If you are filing for more than one system, please provide separate sheets for each system.

Instructions: Fill out the Grey Cells with the relevant information. Input 0 or none if there is nothing recorded in that account or there is no applicable information to report. Copy and paste this sheet as many times as is necessary.

Sunrise Vistas Utilities Company
 Annual Report
 Wastewater Flows
 12/31/18

Wastewater Flows					
Month	Number of Services	Total Monthly Sewage Flow	Sewage Flow on Peak Day	Purchased Power Expense ¹	Purchased Power (kWh) ²
January	662	2,053,000	78,000		
February	666	2,037,500	77,000		
March	666	2,022,000	83,000		
April	669	1,909,300	78,000		
May	669	2,032,119	81,248		
June	668	1,920,972	104,400		
July	667	2,054,451	81,436		
August	669	1,957,941	76,752		
September	664	1,898,534	75,040		
October	667	1,043,568	73,312		
November	670	2,032,672	80,732		
December	668	1,915,674	77,240		
	Totals	22,877,731	966,160	\$0	0

Provide the following information as applicable per wastewater system:

Method of Effluent Disposal	Other	RIB
Groundwater Permit Number	N/A	
ADEQ Aquifer Protection Permit ("APP") Number	P-102580	
ADEQ Reuse Permit Number	N/A	
EPA NPDES Permil Number	N/A	
APP Effluent Treatment Requirement (Class)?	N/A	
Permitted Flow Rate	0.2 MGD	
Permitted Organic Capacity	0.2 MGD	
Hydraulic Capacity	0.2 MGD	
Type of Biological Treatment	Activated sludge in extended aeration mode w/denitrifica	

In the space below, list all violations within the past 12 months:

Note: If you are filing for more than one system, please provide separate sheets for each system.

¹ Enter the total purchased power costs for the power meters associated with this system.

² Enter the total purchased kWh used by the power meters associated with this system.

Instructions: Fill out the Grey Cells with the relevent information. Input 0 or none if there is nothing recorded in that account or there is no applicable information to report.

Property Taxes

Amount of actual property taxes paid during Calendar Year 2018 was

\$12,764

If no property taxes paid, explain why.

Instructions: Fill out the Grey Cells with the relevant information. Input 0 or none if there is nothing recorded in that account or there is no applicable information to report.

Verification and Sworn Statement (Taxes)

RECEIVED

APR 16 2019

Verification: State of Arizona I, the undersigned of the
(state name)

County of (county name): Mohave
Name (owner or official) title: Rafe Cohen
Company name: Sunrise Vistas Utilities Company

ARIZONA CORP COMMISSION
UTILITIES DIVISION - DIRECTOR'S OFFICE

DO SAY THAT THIS ANNUAL UTILITY PROPERTY TAX AND SALES TAX REPORT TO THE ARIZONA CORPORATION COMMISSION.

FOR THE YEAR ENDING: 12/31/18

HAS BEEN PREPARED UNDER MY DIRECTION, FROM THE ORIGINAL BOOKS, PAPERS AND RECORDS OF SAID UTILITY; THAT I HAVE CAREFULLY EXAMINED THE SAME, AND DECLARE THE SAME TO BE A COMPLETE AND CORRECT STATEMENT OF BUSINESS AND AFFAIRS OF SAID UTILITY FOR THE PERIOD COVERED BY THIS REPORT IN RESPECT TO EACH AND EVERY MATTER AND THING SET FORTH, TO THE BEST OF MY KNOWLEDGE, INFORMATION AND BELIEF.

Sworn Statement: I HEREBY ATTEST THAT ALL PROPERTY TAXES FOR SAID COMPANY ARE CURRENT AND PAID IN FULL.

I HEREBY ATTEST THAT ALL SALES TAXES FOR SAID COMPANY ARE CURRENT AND PAID IN FULL.



signature of owner/official

818-986-3909

telephone no.

SUBSCRIBED AND SWORN TO BEFORE ME A NOTARY PUBLIC
IN AND FOR THE COUNTY

THIS



15th

DAY OF

Los Angeles
(county name)
April 2019
(month) and (year)

MY COMMISSION EXPIRES

4-17-21
(date)



(signature of notary public)

Verification and Sworn Statement

Verification:

State of Arizona I, the undersigned of the
(state name)

County of (county name): Mohave

Name (owner or official) title: Rafe Cohen

Company name: Sunrise Vistas Utilities Company

RECEIVED
APR 16 2019
ARIZONA CORP COMMISSION
UTILITIES DIVISION - DIRECTOR'S OFFICE

DO SAY THAT THIS ANNUAL UTILITY PROPERTY TAX AND SALES TAX REPORT TO THE ARIZONA CORPORATION COMMISSION.

FOR THE YEAR ENDING: 12/31/18

HAS BEEN PREPARED UNDER MY DIRECTION, FROM THE ORIGINAL BOOKS, PAPERS AND RECORDS OF SAID UTILITY; THAT I HAVE CAREFULLY EXAMINED THE SAME, AND DECLARE THE SAME TO BE A COMPLETE AND CORRECT STATEMENT OF BUSINESS AND AFFAIRS OF SAID UTILITY FOR THE PERIOD COVERED BY THIS REPORT IN RESPECT TO EACH AND EVERY MATTER AND THING SET FORTH, TO THE BEST OF MY KNOWLEDGE, INFORMATION AND BELIEF.

Sworn Statement: IN ACCORDANCE WITH THE REQUIREMENTS OF TITLE 40, ARTICLE 8, SECTION 40-401, ARIZONA REVISED STATUTES, IT IS HEREIN REPORTED THAT THE GROSS OPERATING REVENUE OF SAID UTILITY DERIVED FROM ARIZONA INTRASTATE UTILITY OPERATIONS DURING THE CALENDAR YEAR WAS:

Arizona Intrastate Gross Operating Revenues Only (\$)

\$279,788

(The amount in the box above includes

\$0 in sales taxes
billed or collected)



signature of owner/official

818-986-3909


telephone no.

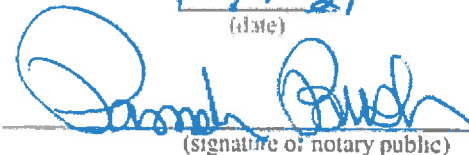
SUBSCRIBED AND SWORN TO BEFORE ME A NOTARY PUBLIC
IN AND FOR THE COUNTY

THIS 15th DAY OF Los Angeles
(county name)
April 2019
(month) and (year)

MY COMMISSION EXPIRES

4-17-21
(date)





(signature of notary public)

Verification and Sworn Statement (Residential Revenue)

Verification:

State of Arizona I, the undersigned of the
(state name)

County of (county name): Mohave
Name (owner or official) title: Rafe Cohen
Company name: Sunrise Vistas Utilities Company

RECEIVED

APR 16 2019

ARIZONA CORP COMMISSION
UTILITIES DIVISION - DIRECTOR'S OFFICE

DO SAY THAT THIS ANNUAL UTILITY PROPERTY TAX AND SALES TAX REPORT TO THE ARIZONA CORPORATION COMMISSION.

FOR THE YEAR ENDING: 12/31/18

HAS BEEN PREPARED UNDER MY DIRECTION, FROM THE ORIGINAL BOOKS, PAPERS AND RECORDS OF SAID UTILITY; THAT I HAVE CAREFULLY EXAMINED THE SAME, AND DECLARE THE SAME TO BE A COMPLETE AND CORRECT STATEMENT OF BUSINESS AND AFFAIRS OF SAID UTILITY FOR THE PERIOD COVERED BY THIS REPORT IN RESPECT TO EACH AND EVERY MATTER AND THING SET FORTH, TO THE BEST OF MY KNOWLEDGE, INFORMATION AND BELIEF.

Sworn Statement: IN ACCORDANCE WITH THE REQUIREMENTS OF TITLE 40, ARTICLE 8, SECTION 40-401, ARIZONA REVISED STATUTES, IT IS HEREIN REPORTED THAT THE GROSS OPERATING REVENUE OF SAID UTILITY DERIVED FROM ARIZONA INTRASTATE UTILITY OPERATIONS RECEIVED FROM RESIDENTIAL CUSTOMERS DURING THE CALENDAR YEAR WAS:

Arizona Intrastate Gross Operating Revenues Only (\$)

\$279,788

(The amount in the box above includes

\$0 in sales taxes
billed or collected)

signature of owner/official

818-986-3909

telephone no.

SUBSCRIBED AND SWORN TO BEFORE ME A NOTARY PUBLIC
IN AND FOR THE COUNTY

Los Angeles
(county name)

THIS


15th

DAY OF

April 2019
(month) and (year)

MY COMMISSION EXPIRES

4-17-21
(date)



(signature of notary public)