

**ANNUAL REPORT**

Of

Company Name: **Sunrise Vistas Utilities Company**  
PO Box 8555

Mailing Address: Ft. Mohave AZ  
86427

Docket No.: **WS-03586A**  
For the Year Ended: **12/31/19**

**RECEIVED  
BY EMAIL**

5/01/2020, 04:34 PM  
ARIZONA CORPORATION COMMISSION  
UTILITIES DIVISION

**WASTEWATER UTILITY**

To

Arizona Corporation Commission

**Due on April 15th**

Email: [rdefuente@azcc.gov](mailto:rdefuente@azcc.gov), mail or deliver the completed Annual Report to:  
Arizona Corporation Commission  
Compliance Section - Utilities Division  
1200 West Washington Street  
Phoenix, Arizona 85007

Application Type: **Original Filing**  
Application Date: **4/30/2020**

ARIZONA CORPORATION COMMISSION  
WASTEWATER UTILITY ANNUAL REPORT  
Sunrise Vistas Utilities Company  
A Class  Utility

For the Calendar Year Ended: 12/31/19

Primary Address: 4486 Camp Mohave Rd  
City: Ft. Mohave State: Arizona Zip Code: 86426

Telephone Number: 928.758.8200

Date of Original Organization of Utility:

Person to whom correspondence should be addressed concerning this report:

Name: Rafe Cohen  
Telephone No. : 818.986.3909  
Address: 15060 Ventura Blvd., Suite 350  
City: Sherman Oaks State: California Zip Code: 91403  
Email: rcohen@galaxytheatres.com

On-Site Manager

Name: Rebecca Zaviches  
Telephone No. : 928-758-8200  
Mailing Address: P.O. Box 8555  
City: Ft Mohave State: Arizona Zip Code: 86427  
Email: sunrisevistas@montree.com

Name:   
Telephone No. :   
Address:   
City:  State:  Zip Code:   
Email:

Name:   
Telephone No. :   
Address:   
City:  State:  Zip Code:   
Email:

Name:   
Telephone No. :   
Address:   
City:  State:  Zip Code:   
Email:

Ownership:

Counties Served:

**Important changes during the year**

	For those companies not subject to the affiliated interest rules, has there been a change in ownership or direct control during the year?
	If yes, please provide specific details in the box below.

	Has the company been notified by any other regulatory authorities during the year, that they are out of compliance?
	If yes, please provide specific details in the box below.

Utility Plant in Service (Wastewater)							
Account No	Description	Beginning Year Original Cost	Current Year Additions	Current Year Retirements	Adjusted Original Cost	Accumulated Depreciation	OCID (OC less AD)
351	Organization	\$0			\$0		\$0
352	Franchises	0			0		0
353	Land and Land Rights	0			0		0
354	Structures and Improvements	118,036			118,036	93,102	24,934
355	Power Generation Equipment	0			0		0
360	Collections Wastewater - Force	595,964			595,964	446,839	149,125
361	Collections Wastewater - Gravity	0			0		0
362	Special Collecting Structures	0			0		0
363	Services to Customers	106,736			106,736	76,521	30,215
364	Flow Measuring Devices	0			0		0
365	Flow Measuring Installations	0			0		0
366	Reuse Services	0			0		0
367	Reuse Meters & Meter Installations	0			0		0
370	Receiving Wells	0			0		0
371	Pumping Equipment	0			0		0
374	Reuse Distribution Reservoirs	0			0		0
375	Reuse Trans. And Distr. Equipment	41,917			41,917	41,917	0
380	Treatment and Disposal Equipment	0			0		0
381	Plant Sewers	0			0		0
382	Outfall Sewer Lines	347,682			347,682	340,607	7,075
389	Other Plant and Misc. Equipment	528			528	78	450
390	Office Furniture and Equipment	0			0		0
390.1	Computer & Software	0			0		0
391	Transportation Equipment	0			0		0
392	Stores Equipment	0			0		0
393	Tools, Shop and Garage Equipment	8,977			8,977	2,088	6,889
394	Laboratory Equipment	0			0		0
395	Power Operated Equipment	0			0		0
396	Communication Equipment	0			0		0
397	Miscellaneous Equipment	0			0		0
398	Other Tangible Plant	0			0		0
	<b>Totals</b>	<b>\$1,219,840</b>	<b>\$0</b>	<b>\$0</b>	<b>\$1,219,840</b>	<b>\$1,001,152</b>	<b>\$218,688</b>

Instructions: Fill out the Grey Cells with the relevant information. Input 0 or none if there is nothing recorded in that account or there is no applicable information to report

Sunrise Vistas Utilities Company  
Annual Report  
Depreciation Expense for the Current Year (Wastewater)  
12/31/19

Depreciation Expense for the Current Year (Wastewater)								
Account No.	Description	Beginning Year Original Cost	Current Year Additions	Current Year Retirements	Adjusted Original Cost	Fully Depreciated/Non-depreciable Plant	Depreciation Percentages	Depreciation Expense
351	Organization	\$0	\$0	\$0	\$0			\$0
352	Franchises	0	0	0	0			0
353	Land and Land Rights	0	0	0	0			0
354	Structures and Improvements	118,036	0	0	118,036		2.50%	2,951
355	Power Generation Equipment	0	0	0	0			0
360	Collections Wastewater - Force	595,964	0	0	595,964		2.50%	14,899
361	Collections Wastewater - Gravity	0	0	0	0			0
362	Special Collecting Structures	0	0	0	0			0
363	Services to Customers	106,736	0	0	106,736		2.50%	2,668
364	Flow Measuring Devices	0	0	0	0			0
365	Flow Measuring Installations	0	0	0	0			0
366	Reuse Services	0	0	0	0			0
367	Reuse Meters & Meter Installations	0	0	0	0			0
370	Receiving Wells	0	0	0	0			0
371	Pumping Equipment	0	0	0	0			0
374	Reuse Distribution Reservoirs	0	0	0	0			0
375	Reuse Trans. And Distr. Equipment	41,917	0	0	41,917			0
380	Treatment and Disposal Equipment	0	0	0	0			0
381	Plant Sewers	0	0	0	0			0
382	Outfall Sewer Lines	347,682	0	0	347,682		2.50%	8,692
389	Other Plant and Misc. Equipment	528	0	0	528		2.50%	13
390	Office Furniture and Equipment	0	0	0	0			0
390.1	Computer & Software	0	0	0	0			0
391	Transportation Equipment	0	0	0	0			0
392	Stores Equipment	0	0	0	0			0
393	Tools, Shop and Garage Equipment	8,977	0	0	8,977		2.50%	224
394	Laboratory Equipment	0	0	0	0			0
395	Power Operated Equipment	0	0	0	0			0
396	Communication Equipment	0	0	0	0			0
397	Miscellaneous Equipment	0	0	0	0			0
398	Other Tangible Plant	0	0	0	0			0
	<b>Subtotal</b>	<b>\$1,219,840</b>	<b>\$0</b>	<b>\$0</b>	<b>\$1,219,840</b>	<b>\$0</b>		<b>\$29,448</b>

Contribution(s) in Aid of Construction (Gross)

Less: Non Amortizable Contribution(s)

Fully Amortized Contribution(s)

Amortizable Contribution(s)

Times: Proposed Amortization Rate

Amortization of CIAC

\$0

2.41%

\$0

Less: Amortization of CIAC

**DEPRECIATION EXPENSE**

**Instructions:** Fill out the Grey Cells with the relevant information. Input 0 or none if there is nothing recorded in that account or there is no applicable information to report.

Sunrise Vistas Utilities Company  
Annual Report  
Balance Sheet Assets  
12/31/19

Balance Sheet Assets				
	Assets		Balance at Beginning of Year (2019)	Balance at End of Year (2019)
Account No.	Current and Accrued Assets			
131	Cash		\$56,044	\$62,345
132	Special Deposits			
135	Temporary Cash Investments			
141	Customer Accounts Receivable			
142	Other Accounts Receivable			
143	Accumulated Provision for Uncollectable Accounts			
146	Notes Receivable from Associated Companies		22,937	42,238
151	Plant Material and Supplies			
162	Prepayments		12,432	12,432
173	Accrued Utility Revenue			
174	Miscellaneous Current and Accrued Assets			
	<b>Total Current and Accrued Assets</b>		<b>\$91,413</b>	<b>\$117,015</b>
	<b>Deferred Debits</b>			
186.1	Deferred Rate Case Expense			
	<b>Total Deferred Debits</b>		<b>\$0</b>	<b>\$0</b>
	<b>Fixed Assets</b>			
101	Utility Plant in Service*		\$1,219,840	\$1,219,840
103	Property Held for Future Use			
105	Construction Work in Progress			
108	Accumulated Depreciation (enter as negative)*		(971,705)	(1,001,152)
121	Non-Utility Property			
122	Accumulated Depreciation - Non Utility			
	<b>Total Fixed Assets</b>		<b>\$248,135</b>	<b>\$218,688</b>
	<b>Total Assets</b>		<b>\$339,548</b>	<b>\$335,703</b>

**Instructions:** Fill out the Grey Cells with the relevant information. Input 0 or none if there is nothing recorded in that account or there is no applicable information to report.

Note these items feed automatically from the adjusted end of year balance from AR4.

Sunrise Vistas Utilities Company  
Annual Report  
Balance Sheet Liabilities and Owners Equity

<b>Balance Sheet Liabilities and Owners Equity</b>				
	<b>Liabilities</b>		<b>Balance at Beginning of Year (2019)</b>	<b>Balance at End of Year (2019)</b>
<b>Account No.</b>	<b>Current Liabilities</b>			
231	Accounts Payable			
232	Notes Payable (Current Portion)			
234	Notes Payable to Associated Companies			
235	Customer Deposits		5,596	8,505
236	Accrued Taxes		6,494	5,547
237	Accrued Interest			
241	Miscellaneous Current and Accrued Liabilities			
253	Other Deferred Credits			
	<b>Total Current Liabilities</b>		<b>\$12,090</b>	<b>\$14,052</b>
	<b>Long Term Debt</b>			
224	Long Term Debt (Notes and Bonds)			
	<b>Total Long Term Debt</b>		<b>\$0</b>	<b>\$0</b>
	<b>Deferred Credits</b>			
252	Advances in Aid of Construction		\$285,199	\$269,859
255	Accumulated Deferred Investment Tax Credits			
271	Contributions in Aid of Construction			
272	Less: Amortization of Contributions			
281	Accumulated Deferred Income Tax			
	<b>Total Deferred Credits</b>		<b>\$285,199</b>	<b>\$269,859</b>
	<b>Total Liabilities</b>		<b>\$297,289</b>	<b>\$283,911</b>
	<b>Capital Accounts</b>			
201	Common Stock Issued		\$371,739	\$371,739
211	Other Paid-In Capital		273,966	273,966
215	Retained Earnings		(603,446)	(593,913)
218	Proprietary Capital (Sole Props and Partnerships)			
	<b>Total Capital</b>		<b>\$42,259</b>	<b>\$51,792</b>
	<b>Total Liabilities and Capital</b>		<b>\$339,548</b>	<b>\$335,703</b>

**Instructions:** Fill out the Grey Cells with the relevant information. Input 0 or none if there is nothing recorded in that account or there is no applicable information to report.

**Note:** Total liabilities and Capital must match total assets for the beginning and end of the year!

Sunrise Vistas Utilities Company  
Annual Report  
Wastewater Comparative Income Statement  
12/31/19

<b>Wastewater Comparative Income Statement</b>			
Account No.	Calendar Year	Current Year 01/01/2019 -	Last Year 01/01/2018 -
	<b>Operating Revenue</b>		
521	Flat Rate Revenues	\$274,531	\$275,688
522	Measured Revenues		
534	Rents from Wastewater Property		
536	Other Wastewater Revenues	2,927	4,100
	<b>Total Revenues</b>	<b>\$277,458</b>	<b>\$279,788</b>
	<b>Operating Expenses</b>		
701	Salaries and Wages	\$44,100	\$49,834
704	Employee Pensions and Benefits		
710	Purchased Wastewater Treatment		
711	Sludge Removal Expense	52,292	39,491
715	Purchased Power	19,645	22,583
716	Fuel for Power Production		
718	Chemicals		
720	Materials and Supplies		
720.1	Repairs and Maintenance	9,328	13,494
720.2	Office Supplies and Expense	4,008	4,467
721	Office Expense	5,343	5,846
731	Contractual Services -Engineering		
732	Contractual Services - Accounting	2,250	8,300
733	Contractual Services - Legal		482
734	Contractual Services - Management Fees		
735	Contractual Services - Testing	15,880	27,912
736	Contractual Services - Other	36,389	25,513
740	Rents - Building		
742	Rents - Equipment		
750	Transportation Expenses		
757	Insurance - General Liability	1,442	1,574
758	Insurance - Worker's Compensation	1,568	1,203
759	Insurance - Other		
760	Advertising Expense		
766	Regulatory Commission Expense - Rate Case		
767	Regulatory Commission Expense - Other		
770	Bad Debt Expense		
775	Miscellaneous Expense		
403	Depreciation Expense (From Schedule AR4)	29,448	29,448
408	Taxes Other Than Income	6,145	6,187
408.11	Property Taxes	12,472	12,764
408.12	Payroll Taxes	3,668	4,660
409	Income Taxes	25	25
	<b>Total Operating Expenses</b>	<b>\$244,003</b>	<b>\$253,783</b>
	<b>Operating Income / (Loss)</b>	<b>\$33,455</b>	<b>\$26,005</b>
	<b>Other Income / (Expense)</b>		
414	Gain (Loss) on Dispositions		
419	Interest and Dividend Income	78	22
421	Non-Utility Income		
426	Miscellaneous Non-Utility (Expense)		
427	Interest (Expense)		
	<b>Total Other Income / (Expense)</b>	<b>\$78</b>	<b>\$22</b>
	<b>Net Income / (Loss)</b>	<b>\$33,533</b>	<b>\$26,027</b>

**Instructions:** Fill out the Grey Cells with the relevent information. Input 0 or none if there is nothing recorded in that account or there is no applicable information to report.



**Full time equivalent employees**

	Direct Company	Allocated	Outside service	Total
President	1.0			1.0
Vice-president				0.0
Manager	1.0			1.0
Engineering Staff				0.0
System Operator(s)	1.0			1.0
Customer Service				0.0
Accounting				0.0
Business Office				0.0
Rates Department				0.0
Administrative Staff				0.0
Other	AR6-2 f			0.0
<b>Total</b>	3.0	0.0	0.0	3.0

**Instructions:** Fill out the Grey Cells with the relevant information. Input 0 or none if there is nothing recorded in that account or there is no applicable information to report. A full-time employee is based on 2080 total hours per year. Please calculate partial employees using 2080 hours.

Sunrise Vistas Utilities Company  
 Annual Report  
 Supplemental Financial Data (Long-Term Debt)  
 12/31/19

Supplemental Financial Data (Long-Term Debt)				
	Loan #1	Loan #2	Loan #3	Loan #4
Date Issued				
Source of Loan				
ACC Decision No.				
Reason for Loan				
Dollar Amt. Issued		<b>N/A</b>		
Amount Outstanding				
Date of Maturity				
Interest Rate				
Current Year Interest				
Current Year Principal				

Meter Deposit Balance at Test Year End:	\$8,505
---	---------

Meter Deposits Refunded During the Test Year:	\$0
---	-----

*List all bonds, notes, loans, and other types of indebtedness in which the proceeds were used in the provision of public utility service. Indebtedness incurred for personal uses by the owner of the utility should not be listed. Input 0 or none if there is nothing to report for that cell.*



Wastewater Utility Plant Description (Continued)					
GRAVITY MAINS			SERVICES/LATERALS		
Sizes (inches)	Material	Length (feet)	Size (inches)	Material	Quantity
4	PVC	2,145	4	PVC	650
6	PVC	27,335			
8	PVC	504			

For the following five items, list the utility owned assets in each category for each system.

<b>SOLIDS PROCESSING AND HANDLING FACILITIES</b>	Part of overall plant
<b>DISINFECTION EQUIPMENT</b> (Chlorinator, Ultra-Violet, Etc.)	NONE
<b>FILTRATION EQUIPMENT</b> (Rapid Sand, Slow Sand, Activated Carbon, Etc.)	NONE
<b>STRUCTURES</b> (Buildings, Fences, Etc.)	Building, Structure, Perimeter Walls
<b>Other</b> (Laboratory Equipment, Tools, Vehicles, Standby, Power Generators, Etc.)	Rapid Infiltration Ponds

**Note:** If you are filing for more than one system, please provide separate sheets for each system.

**Instructions:** Fill out the Grey Cells with the relevant information. Input 0 or none if there is nothing recorded in that account or there is no applicable information to report. Copy and paste this sheet as many times as is necessary.

Wastewater Flows					
Month	Number of Services	Total Monthly Sewage Flow (Gallons)	Sewage Flow on Peak Day	Purchased Power Expense <sup>1</sup>	Purchased Power (kWh) <sup>2</sup>
January	667	2,097,123	67,649	\$1,622	12,668
February	666	1,815,408	64,836	1,630	14,423
March	665	1,982,976	63,967	1,539	12,438
April	667	1,784,092	59,470	1,848	11,874
May	666	1,729,255	55,782	1,812	12,190
June	669	1,628,763	54,292	1,427	13,456
July	669	1,637,757	52,831	1,297	12,483
August	670	1,731,786	55,864	1,316	12,903
September	670	2,206,844	73,561	1,507	12,161
October	670	2,418,556	78,018	1,610	13,387
November	670	2,643,348	88,112	1,577	12,763
December	670	1,937,304	62,494	1,656	13,850
	<b>Totals</b>	<b>23,613,212</b>	<b>776,876</b>	<b>\$18,840</b>	<b>154,596</b>

Provide the following information as applicable per wastewater system:

Method of Effluent Disposal	Other
Groundwater Permit Number	N/A
ADEQ Aquifer Protection Permit ("APP") Number	p-102580
ADEQ Reuse Permit Number	N/A
EPA NPDES Permil Number	N/A
APP Effluent Treatment Requirement (Class)?	N/A
Permitted Flow Rate	0.2 MGD
Permitted Organic Capacity	0.2 MGD
Hydraulic Capacity	0.2 MGD
Type of Biological Treatment	

In the space below, list all violations within the past 12 months:

**Note:** If you are filing for more than one system, please provide separate sheets for each system.

<sup>1</sup> Enter the total purchased power costs for the power meters associated with this system. \$19,645

<sup>2</sup> Enter the total purchased kWh used by the power meters associated with this system.

**Instructions:** Fill out the Grey Cells with the relevent information. Input 0 or none if there is nothing recorded in that account or there is no applicable information to report.

**Other Wastewater System Information**

**Provide a calculation used to determine the value of one wastewater equivalent residential connection (ERC).**

Use one of the following methods:

- (a) If actual flow data are available from the preceding 12 months, divide the total annual single family residence (SFR) gallons sold by the average number of single family residence customers for the same period and divide the result by 365 days.
- (b) If no historical flow data are available, use:  
ERC = ( Total SFR gallons treated (Omit 000) / 365 days / 280 gallons per day )

For wastewater only utilities:

Subtract all general use and other non residential customer gallons from the total gallons treated. Divide the remainder (SFR customers) by 365 days to reveal single family residence customer gallons per day.

**NOTE:** Total gallons treated includes both treated and purchased treatment.

ERC   
Method used:

What is the present system connection capacity (in ERCs \*) using existing lines?

What is the future system connection capacity (in ERCs \*) upon service area buildout?

Describe any plans and estimated completion dates for any enlargements or improvements of this system.

If the utility uses reuse as a means of effluent disposal, attach a list of the reuse end users and the amount of reuse provided to each, if known.

If the utility does not engage in reuse, has a reuse feasibility study been completed?

If so, when?

Sunrise Vistas Utilities Company  
 Annual Report  
 Utility Shutoffs / Disconnects  
 12/31/19

Utility Shutoffs / Disconnects	
Name of System:	Sunrise Vistas
Wastewater Inventory Number (if applicable):	0

Month	Termination without Notice R14-2-609.B	Termination with Notice R14-2-609.C	Other
January			
February			
March			
April			
May			
June			
July			
August			
September			
October			
November			
December			
<b>Total</b>	<b>0</b>	<b>0</b>	<b>0</b>

N/A

Other (description):

**Instructions:** Fill out the Grey Cells with the relevant information. Input 0 or none if there is nothing recorded in that account or there is no applicable information to report.

**Property Taxes**

Amount of actual property taxes paid during Calendar Year 2019 was

\$12,472

If no property taxes paid, explain why.

**Instructions:** Fill out the Grey Cells with the relevant information. Input 0 or none if there is nothing recorded in that account or there is no applicable information to report.



Verification and Sworn Statement (Taxes)

Verification: State of ARIZONA I, the undersigned of the  
(state name)

County of (county name): Mohave  
Name (owner or official) title: Rafe Cohen, President  
Company name: Sunrise Vistas Utilities Company

DO SAY THAT THIS ANNUAL UTILITY PROPERTY TAX AND SALES TAX REPORT TO THE ARIZONA CORPORATION COMMISSION.

FOR THE YEAR ENDING: 12/31/19

HAS BEEN PREPARED UNDER MY DIRECTION, FROM THE ORIGINAL BOOKS, PAPERS AND RECORDS OF SAID UTILITY; THAT I HAVE CAREFULLY EXAMINED THE SAME, AND DECLARE THE SAME TO BE A COMPLETE AND CORRECT STATEMENT OF BUSINESS AND AFFAIRS OF SAID UTILITY FOR THE PERIOD COVERED BY THIS REPORT IN RESPECT TO EACH AND EVERY MATTER AND THING SET FORTH, TO THE BEST OF MY KNOWLEDGE, INFORMATION AND BELIEF.

Sworn Statement: I HEREBY ATTEST THAT ALL PROPERTY TAXES FOR SAID COMPANY ARE CURRENT AND PAID IN FULL.

I HEREBY ATTEST THAT ALL SALES TAXES FOR SAID COMPANY ARE CURRENT AND PAID IN FULL.

RECEIVED  
BY EMAIL

5/01/2020, 04:34 PM

ARIZONA CORPORATION COMMISSION  
UTILITIES DIVISION

  
signature of owner/official

818.986.3909  
telephone no.

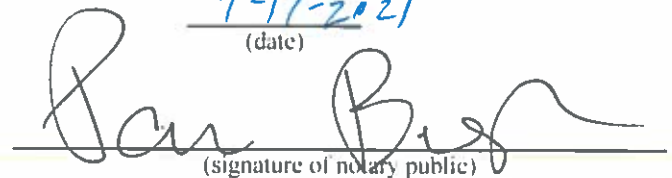
SUBSCRIBED AND SWORN TO BEFORE ME A NOTARY PUBLIC  
IN AND FOR THE COUNTY


THIS 15th DAY OF

Los Angeles  
(county name)  
April, 2020  
(month) and (year)

MY COMMISSION EXPIRES

7-17-2021  
(date)

  
(signature of notary public)



Verification and Sworn Statement

Verification:

State of ARIZONA I, the undersigned of the  
(state name)

County of (county name): Mohave  
Name (owner or official) title: Rafe Cohen, President  
Company name: Sunrise Vistas Utilities Company

DO SAY THAT THIS ANNUAL UTILITY PROPERTY TAX AND SALES TAX REPORT TO THE ARIZONA CORPORATION COMMISSION.

FOR THE YEAR ENDING: 12/31/19

HAS BEEN PREPARED UNDER MY DIRECTION, FROM THE ORIGINAL BOOKS, PAPERS AND RECORDS OF SAID UTILITY; THAT I HAVE CAREFULLY EXAMINED THE SAME, AND DECLARE THE SAME TO BE A COMPLETE AND CORRECT STATEMENT OF BUSINESS AND AFFAIRS OF SAID UTILITY FOR THE PERIOD COVERED BY THIS REPORT IN RESPECT TO EACH AND EVERY MATTER AND THING SET FORTH, TO THE BEST OF MY KNOWLEDGE, INFORMATION AND BELIEF.

Sworn Statement: IN ACCORDANCE WITH THE REQUIREMENTS OF TITLE 40, ARTICLE 8, SECTION 40-401, ARIZONA REVISED STATUTES, IT IS HEREIN REPORTED THAT THE GROSS OPERATING REVENUE OF SAID UTILITY DERIVED FROM ARIZONA INTRASTATE UTILITY OPERATIONS DURING THE CALENDAR YEAR WAS:

RECEIVED  
BY EMAIL

5/01/2020, 04:34 PM

ARIZONA CORPORATION COMMISSION  
UTILITIES DIVISION

Arizona Intrastate Gross Operating Revenues Only (\$)

\$277,458

(The amount in the box above includes

\$0 in sales taxes  
billed or collected)



signature of owner/official

818.986.3909

telephone no.

SUBSCRIBED AND SWORN TO BEFORE ME A NOTARY PUBLIC  
IN AND FOR THE COUNTY

Los Angeles

(county name)

THIS 15th DAY OF



Apr-20

(month) and (year)

MY COMMISSION EXPIRES

4-17-2021

(date)



(signature of notary public)

**Verification and Sworn Statement (Residential Revenue)**

**Verification:**

State of ARIZONA, the undersigned of the  
(state name)

County of (county name): Mohave  
Name (owner or official) title: Rafe Cohen, President  
Company name: Sunrise Vistas Utilities Company

DO SAY THAT THIS ANNUAL UTILITY PROPERTY TAX AND SALES TAX REPORT TO THE ARIZONA CORPORATION COMMISSION.

FOR THE YEAR ENDING: 12/31/19

HAS BEEN PREPARED UNDER MY DIRECTION, FROM THE ORIGINAL BOOKS, PAPERS AND RECORDS OF SAID UTILITY; THAT I HAVE CAREFULLY EXAMINED THE SAME, AND DECLARE THE SAME TO BE A COMPLETE AND CORRECT STATEMENT OF BUSINESS AND AFFAIRS OF SAID UTILITY FOR THE PERIOD COVERED BY THIS REPORT IN RESPECT TO EACH AND EVERY MATTER AND THING SET FORTH, TO THE BEST OF MY KNOWLEDGE, INFORMATION AND BELIEF.

**Sworn Statement:** IN ACCORDANCE WITH THE REQUIREMENTS OF TITLE 40, ARTICLE 8, SECTION 40-401, ARIZONA REVISED STATUTES, IT IS HEREIN REPORTED THAT THE GROSS OPERATING REVENUE OF SAID UTILITY DERIVED FROM ARIZONA INTRASTATE UTILITY OPERATIONS RECEIVED FROM RESIDENTIAL CUSTOMERS DURING THE CALENDAR YEAR WAS:

Arizona Intrastate Gross Operating Revenues Only (\$)

\$277,458


(The amount in the box above includes

\$0 in sales taxes  
billed or collected)

**RECEIVED  
BY EMAIL**

5/01/2020, 04:34 PM

ARIZONA CORPORATION COMMISSION  
UTILITIES DIVISION



signature of owner/official

818.986.3909



telephone no.

SUBSCRIBED AND SWORN TO BEFORE ME A NOTARY PUBLIC  
IN AND FOR THE COUNTY

Los Angeles  
(county name)

THIS 15th DAY OF Apr-20  
(month) and (year)

MY COMMISSION EXPIRES 4-17-2021  
(date)



(signature of notary public)

**Full Gross-up Method for Income Tax Statement of Certification**

**Verification:**

State of ARIZONA I, the undersigned of the  
(state name)

County of (county name): Mohave  
Name (owner or official) title: Rafe Cohen, President  
Company name: Sunrise Vistas Utilities Company

FOR THE YEAR ENDING: 12/31/19

**Sworn Statement:**

IN ACCORDANCE WITH THE REQUIREMENTS OF DECISION NO. 77084, BECAUSE THE UTILITY REQUIRES THE GROSS UP OF ADVANCES AND CONTRIBUTIONS, I HEREBY STATE THAT THE UTILITY HAS NOT INCURRED NOR IS EXPECTED TO INCUR A NET INCREASE IN CURRENT INCOME TAX EXPENSE OR A DECREASE IN DEFERRED TAX ASSET FOR A CARRY FORWARD ACCORDING TO GAAP IN AN AMOUNT EQUAL TO OR GREATER THAN THE AMOUNT OF THE REQUIRED GROSS UP PAID BY DEVELOPERS IN THE PERIOD COVERED BY THIS ANNUAL REPORT.

**RECEIVED  
BY EMAIL**

5/01/2020, 04:34 PM  
ARIZONA CORPORATION COMMISSION  
UTILITIES DIVISION


  
signature of owner/official


818.986.3909  
telephone no.

SUBSCRIBED AND SWORN TO BEFORE ME A NOTARY PUBLIC  
IN AND FOR THE COUNTY Los Angeles  
(county name)

THIS 15th DAY OF Apr-20  
(month) and (year)

MY COMMISSION EXPIRES 4-17-2021  
(date)



  
(signature of notary public)