

RECEIVED

APR 03 2017

ARIZONA CORP COMMISSION
UTILITIES DIVISION - DIRECTOR'S OFFICE

ANNUAL REPORT

Of

Company Name: **A Petersen Water Company, Inc.**

Mailing Address: **PO Box 364
Overgaard, AZ 85933**

Docket No.: **W-02678A**
For the Year Ended: **12/31/16**

WATER UTILITY

To

Arizona Corporation Commission

Due on April 15th

Email: rdelafuente@azcc.gov, mail or deliver the completed Annual
Report to: Arizona Corporation Commission
Compliance Section - Utilities Division
1200 West Washington Street
Phoenix, Arizona 85007

Application Type: **Original Filing**
Application Date: **2016**

4-4-17

ARIZONA CORPORATION COMMISSION
WATER UTILITY ANNUAL
REPORT 0

A Class Utility

1. For the Calendar Year Ended:

2. Address:
City: State: Zip Code:

3. Telephone Number:

4. Date of Original Organization of Utility:

5. Person to whom correspondence should be addressed concerning this report:

Name:
Telephone No. :
Address:
City: State: Zip Code:
Email:

6. On-Site Manager:

Name:
Telephone No. :
Address:
City: State: Zip Code:
Email:

7. Ownership:

8. Counties Served:

0

Annual
Report
Utility Plant in Service
(Water) 12/31/16

Utility Plant in Service (Water)				
Account No.	Description	Original Cost	Accumulated Depreciation	OCLD (OC less AD)
301	Organization	0	0	\$0
302	Franchises	0	0	0
303	Land and Land Rights	3,000	0	3,000
304	Structures and Improvements	0	0	0
305	Collecting & Improving Reservoirs	0	0	0
306	Lake, River, Canal Intakes	0	0	0
307	Wells and Springs	3,000	3,000	0
308	Infiltration Galleries	0	0	0
309	Supply Mains	0	0	0
310	Power Generation Equipment	0	0	0
311	Pumping Equipment	4,000	4,000	0
320	Water Treatment Equipment			
320.1	Water Treatment Plants	0	0	0
320.2	Solution Chemical Feeders	0	0	0
320.3	Point-of-Use Treatment Devices	0	0	0
330	Distribution Reservoirs and Standpipes			
330.1	Storage Tanks	610	91	519
330.2	Pressure Tanks	0	0	0
331	Transmission and Distribution Mains	10,000	10,000	0
333	Services	3,094	555	2,539
334	Meters and Meter Installations	2,702	1,130	1,572
335	Hydrants	0	0	0
336	Backflow Prevention Devices	0	0	0
339	Other Plant and Misc. Equipment	0	0	0
340	Office Furniture and Equipment	0	0	0
340.1	Computer & Software	0	0	0
341	Transportation Equipment	0	0	0
342	Stores Equipment	0	0	0
343	Tools, Shop and Garage Equipment	0	0	0
344	Laboratory Equipment	0	0	0
345	Power Operated Equipment	0	0	0
346	Communication Equipment	0	0	0
347	Miscellaneous Equipment	0	0	0
348	Other Tangible Plant	2,000	2,000	0
	Totals	\$28,406	\$20,776	\$7,630

Instructions: Fill out the Grey Cells with the relevant information. Input 0 or none if there is nothing recorded in that account or there is no applicable information to report.

Annual Report
 Depreciation Expense for the Current Year
 (Water) 12/31/16

Depreciation Expense for the Current Year (Water)								
Account No.	Description	Original Cost	Current Year Additions	Adjusted Original Cost	Fully Depreciated/Non-depreciable Plant	Depreciable Plant	Depreciation Percentages	Depreciation Expense
301	Organization	\$0	0	\$0	0	\$0	0	\$0
302	Franchises	0	0	0	0	0	0	0
303	Land and Land Rights	3,000	0	3,000	3,000	0	0	0
304	Structures and Improvements	0	0	0	0	0	0	0
305	Collecting & Improving Reservoirs	0	0	0	0	0	0	0
306	Lake, River, Canal Intakes	0	0	0	0	0	0	0
307	Wells and Springs	3,000	0	3,000	3,000	0	0	0
308	Infiltration Galleries	0	0	0	0	0	0	0
309	Supply Mains	0	0	0	0	0	0	0
310	Power Generation Equipment	0	0	0	0	0	0	0
311	Pumping Equipment	4,000	0	4,000	4,000	0	0	0
320	Water Treatment Equipment	0	0	0	0	0	0	0
320.1	Water Treatment Plants	0	0	0	0	0	0	0
320.2	Solution Chemical Feeders	0	0	0	0	0	0	0
320.3	Point-of-Use Treatment Devices	0	0	0	0	0	0	0
330	Distribution Reservoirs and Standpipes	0	0	0	0	0	-	0
330.1	Storage Tanks	610	0	610	0	610	2.22	14
330.2	Pressure Tanks	0	0	0	0	0	0	0
331	Transmission and Distribution Mains	10,000	0	10,000	10,000	0	0	0
333	Services	2,529	565	3,094	0	3,094	3.33	103
334	Meters and Meter Installations	2,001	701	2,702	0	2,702	8.33	225
335	Hydrants	0	0	0	0	0	0	0
336	Backflow Prevention Devices	0	0	0	0	0	0	0
339	Other Plant and Misc. Equipment	0	0	0	0	0	0	0
340	Office Furniture and Equipment	0	0	0	0	0	0	0
340.1	Computer & Software	0	0	0	0	0	0	0
341	Transportation Equipment	0	0	0	0	0	0	0
342	Stores Equipment	0	0	0	0	0	0	0
343	Tools, Shop and Garage Equipment	0	0	0	0	0	0	0
344	Laboratory Equipment	0	0	0	0	0	0	0
345	Power Operated Equipment	0	0	0	0	0	0	0
346	Communication Equipment	0	0	0	0	0	0	0
347	Miscellaneous Equipment	0	0	0	0	0	0	0
348	Other Tangible Plant	2,000	0	2,000	2,000	0	0	0
	Subtotal	\$27,140	\$1,266	\$28,406	\$22,000	\$6,406	N/A	\$342

0

Contribution(s) in Aid of Construction (Gross)	0
Less: Non Amortizable Contribution(s)	0
Fully Amortized Contribution(s)	0
Amortizable Contribution(s)	\$0
Times: Proposed Amortization Rate	0
Amortization of CIAC	0

Less: Amortization of CIAC 0
DEPRECIATION EXPENSE 342

Instructions: Fill out the Grey Cells with the relevant information. Input 0 or none if there is nothing recorded in that account or there is no applicable information to report

0
Annual Report
Balance Sheet
Assets 12/31/16

Balance Sheet Assets			
	Assets		
		Balance at Beginning of Year (2016)	Balance at End of Year (2016)
Account No.	Current and Accrued Assets		
131	Cash	(2,885)	(1,086)
134	Working Funds	0	0
135	Temporary Cash Investments	0	0
141	Customer Accounts Receivable	2,761	2,961
146	Notes Receivable from Associated Companies	0	0
151	Plant Material and Supplies	0	0
162	Prepayments	0	0
174	Miscellaneous Current and Accrued Assets	0	0
	Total Current and Accrued Assets	\$ (124)	\$1,875
Account No.	Fixed Assets		
101	Utility Plant in Service*	\$27,140	\$28,406
103	Property Held for Future Use	0	0
105	Construction Work in Progress	0	0
108	Accumulated Depreciation (enter as negative)*	(20,434)	(20,776)
121	Non-Utility Property	0	0
122	Accumulated Depreciation - Non Utility	0	0
	Total Fixed Assets	\$6,706	\$7,630
	Total Assets	\$6,582	\$9,505

Instructions: Fill out the Grey Cells with the relevant information. Input 0 or none if there is nothing recorded in that account or there is no applicable information to report.

*Note these items feed automatically from AR3 UPIS Page 3

Annual
Report
Balance Sheet Liabilities and Owners Equity

Balance Sheet Liabilities and Owners Equity				
Account No.	Liabilities		Balance at Beginning of Year (2016)	Balance at End of Year (2016)
	Current Liabilities			
231	Accounts Payable		0	0
232	Notes Payable (Current Portion)		0	0
234	Notes Payable to Associated Companies		0	0
235	Customer Deposits		120	120
236	Accrued Taxes		0	
237	Accrued Interest		65	72
242	Miscellaneous Current and Accrued Liabilities		0	
	Total Current Liabilities		\$185	\$192
	Long Term Debt			
224	Long Term Debt (Notes and Bonds)		0	0
	Deferred Credits			
251	Unamortized Premium on Debt		0	0
252	Advances in Aid of Construction		0	0
255	Accumulated Deferred Investment Tax Credits		0	0
271	Contributions in Aid of Construction		0	0
272	Less: Amortization of Contributions		0	0
281	Accumulated Deferred Income Tax		0	0
	Total Deferred Credits		\$0	\$0
	Total Liabilities		\$185	\$192
	Capital Accounts			
201	Common Stock Issued		0	0
211	Other Paid-In Capital		0	0
215	Retained Earnings		6,397	9,313
218	Proprietary Capital (Sole Props and Partnerships)		0	0
	Total Capital		\$6,397	\$9,313
	Total Liabilities and Capital		\$6,582	\$9,505

Instructions: Fill out the Grey Cells with the relevent information. Input 0 or none if there is nothing recorded in that account or there is no applicable information to report.

Note: Total liabilities and Capital must match total assets for the beginning and end of the year!

0
Annual Report
Water Comparative Income
Statement 12/31/16

Water Comparative Income Statement			
Account No.	Calendar Year	Current Year 01/01/2016 - 12/31/2016	Last Year 01/01/2015 - 12/31/2015
	Operating Revenue		
461	Metered Water Revenue	30,039	28,838
460	Unmetered Water Revenue		0
462	Fire Protection Revenue		0
469	Guaranteed Revenues (Surcharges)		0
471	Miscellaneous Service Revenues		0
474	Other Water Revenue	130	235
	Total Revenues	\$30,169	\$29,073
	Operating Expenses		
601	Salaries and Wages	12,817	12,463
604	Employee Pensions and Benefits	6	0
610	Purchased Water	0	0
615	Purchased Power	2,229	2,253
618	Chemicals	3	0
620	Materials and Supplies	196	
620.1	Repairs and Maintenance	566	1,716
620.2	Office Supplies and Expense	894	1,519
630	Contractual Services-Billing	1,564	2,937
631	Contractual Services -Engineering	0	0
632	Contractual Services - Accounting	996	0
633	Contractual Services - Legal	0	0
634	Contractual Services - Management Fees	958	0
635	Contractual Services - Water Testing	334	976
636	Contractual Services - Other	153	0
635	Water Testing	0	0
640	Rents	0	1,748
641	Rental of Building/Real Property	576	
642	Rental of Equipment	1,231	
650	Transportation Expenses	1,197	1,471
657	Insurance - General Liability	314	329
657.1	Insurance - Health and Life	260	210
665	Regulatory Commission Expense - Rate	804	0
675	Miscellaneous Expense	12	0
403	Depreciation Expense (From Schedule AR4)	342	265
408	Taxes Other Than Income	1,774	1,515
408.11	Property Taxes	1,150	688
409	Income Taxes	0	0
	Total Operating Expenses	\$28,376	\$28,090
	Operating Income / (Loss)	1,793	\$983
	Other Income / (Expense)	0	
419	Interest and Dividend Income	0	0
421	Non-Utility Income	0	0
426	Miscellaneous Non-Utility (Expense)	0	0
427	Interest (Expense)	0	0
	Total Other Income / (Expense)	\$0	\$0
	Net Income / (Loss)	\$1,793	\$983

Instructions: Fill out the Grey Cells with the relevant information. Input 0 or none if there is nothing recorded in that account or there is no applicable information to report.

0

Annual Report
Supplemental Financial Data (Long-Term
Debt) 12/31/16

Supplemental Financial Data (Long-Term Debt)				
	Loan #1	Loan #2	Loan #3	Loan #4
Date Issued	0	0	0	0
Source of Loan	0	0	0	0
ACC Decision No.	0	0	0	0
Reason for Loan	0	0	0	0
Dollar Amt. Issued	0	0	0	0
Amount Outstanding	0	0	0	0
Date of Maturity	0	0	0	0
Interest Rate	0	0	0	0
Current Year Interest	0	0	0	0
Current Year Principal	0	0	0	0

Meter Deposit Balance at Test Year End:	0
-----------------------------------------	---

Meter Deposits Refunded During the Test Year:	0
-----------------------------------------------	---

List all bonds, notes, loans, and other types of indebtedness in which the proceeds were used in the provision of public utility service. Indebtedness incurred for personal uses by the owner of the utility should not be listed. Input 0 or none if there is nothing to report for that cell.

Annual Report
Water Utility Plant
Description 12/31/16

Water Utility Plant Description

Name of the System:	A Petersen Water Company, Inc.
ADEQ Public Water System Number:	09032

WELLS

ADWR ID No *	Pump Horsepower	Pump Yield (gpm)	Casing Depth (feet)	Casing Diameter (inches)	Pump Motor Type **	Meter Size (inches)	Year Drilled	Arsenic Level (mg/L)
55-806500	10	60	440	8	Submersible	2	1963	.002
0	0	0	0	0	0	0	0	0
0	0	0	0	0	0	0	0	0
0	0	0	0	0	0	0	0	0
0	0	0	0	0	0	0	0	0
0	0	0	0	0	0	0	0	0
0	0	0	0	0	0	0	0	0
0	0	0	0	0	0	0	0	0
0	0	0	0	0	0	0	0	0
0	0	0	0	0	0	0	0	0
0	0	0	0	0	0	0	0	0
0	0	0	0	0	0	0	0	0
0	0	0	0	0	0	0	0	0
0	0	0	0	0	0	0	0	0
0	0	0	0	0	0	0	0	0

OTHER WATER SOURCES

Name or Description	Capacity (gpm)	Gallons Purchased or Obtained (in thousands)
0	0	0
0	0	0

BOOSTER PUMPS

Horsepower	GPM	Quantity
5	85	1
0	0	0
0	0	0
0	0	0

FIRE HYDRANTS

Type	Quantity
Standard ***	0
Other	0

STORAGE TANKS

Capacity	Material	Quantity
10,000	Galvanized Metal	1
10,000	Fiberglass	1
0	0	0

PRESSURE/BLADDER TANKS

Capacity	Quantity
3,000	1
0	0

Instructions: Fill out the Grey Cells with the relevant information. Input 0 or none if there is nothing recorded in that account or there is no applicable information to report. Copy and paste this sheet as many times as is necessary.

* Arizona Department of Water Resources ("ADWR") well identification number. For example 55-XXXXXX.

** Pump motor type, turbine or submersible.

*** A standard fire hydrant has two 2.5 inch hose connection nozzles with 7.5 threads per inch, and one 4.5 inch pumper connection nozzle with 4 threads per inch.

Annual Report
 Water Utility Plant Description
 (Continued) 12/31/16

Water Utility Plant Description (Continued)				
MAINS			CUSTOMER METERS	
Sizes (inches)	Material	Length (feet)	Size (inches)	Quantity
2	0	0	5/8 X 3/4	58
3	0	0	3/4	0
4	AC S PVC	20,000	1	0
5	0	0	1 1/2	0
6	0	0	Compound 2	0
8	0	0	Turbine 2	0
10	0	0	Compound 3	0
12	0	0	Turbine 3	0
0	0	0	Compound 4	0
0	0	0	Turbine 5	0
0	0	0	Compound 6	0
0	0	0	Turbine 6	0
0	0	0	6+	0

For the following three items, list the utility owned assets in each category for each system.

TREATMENT EQUIPMENT:	N/A
-----------------------------	-----

STRUCTURES:	N/A
--------------------	-----

OTHER:	30'x30' Chain Link Fence
---------------	--------------------------

Instructions: Fill out the Grey Cells with the relevant information. Input 0 or none if there is nothing recorded in that account or there is no applicable information to report. Copy and paste this sheet as many times as is necessary.

Annual Report
Water Use Data
Sheet
12/31/16

Water Use Data Sheet					
Name of the System:		A Petersen Water Company, Inc.			
ADEQ Public Water System					
Number:		09032			
Month	Number of Customers	Gallons Sold (thousands) ¹	Gallons Pumped (thousands) ²	Gallons Purchased (thousands) ³	Estimated Gallons Authorized Use (thousands) ⁴
January	43	119	136	0	0
February	42	136	145	0	0
March	43	177	185	0	0
April	42	197	207	0	0
May	42	196	210	0	0
June	42	383	410	0	0
July	43	280	301	0	0
August	43	264	275	0	0
September	44	231	252	0	0
October	44	163	175	0	0
November	44	180	195	0	0
December	44	152	167	0	0
Totals		2,478	2,658	0	0

If the system has fire hydrants, what is the fire flow requirements? GPM for hrs

Does the system have chlorination treatment?

Is the Water Utility located in an ADWR Active Management Area (AMA)?

If yes, which AMA?

Does the Company have an ADWR Gallons Per Capita Per Day (GCPCPD) requirement?

If yes, provide the GCPCPD amount:

If applicable, in the space below please provide a description for all un-metered water use along with amounts:

N/A

Instructions: Fill out the Grey Cells with the relevent information. Input 0 or none if there is nothing recorded in that account or there is no applicable information to report.

1 Gallons sold - Total gallons from customer meters.

2 Gallons pumped - Total gallons from pumped sources.

3 Gallons purchased - Total gallons purchased from other sources.

4 Estimated gallons authorized use - Total estimated gallons from authorized metered or unmetered use. Authorized use such as flushing (mains, services and hydrants) draining/cleaning tanks, process, construction, fire fighting, etc.

0

Annual Report
Utility Shutoffs /
Disconnects 12/31/16

ADEQ System No. :	09032
-------------------	-------

Utility Shutoffs / Disconnects			
Month	Termination without Notice R14-2-410.B	Termination with Notice R14-2-410.C	Other
January	0	0	0
February	0	0	0
March	0	0	0
April	0	0	0
May	0	0	0
June	0	0	0
July	0	0	0
August	0	0	0
September	0	0	0
October	0	0	0
November	0	0	0
December	0	0	0
Total	0	0	0

Other (description):

N/A

Instructions: Fill out the Grey Cells with the relevant information. Input 0 or none if there is nothing recorded in that account or there is no applicable information to report.

0

Annual Report
Property
Taxes
12/31/16

Property Taxes	
Amount of actual property taxes paid during Calendar Year 2015 was	1150

If no property taxes paid, explain why.

None

Instructions: Fill out the Grey Cells with the relevent information. Input 0 or none if there is nothing recorded in that account or there is no applicable information to report.

Verification and Statement (Taxes)

Verification: State of Arizona I, the undersigned of the
(state name)

County of (county name): Navajo
Name (owner or official) title: Thomas Grapp Vice Pres. of Operations
Company name: A Petersen Water Company, Inc.

DO SAY THAT THIS ANNUAL UTILITY PROPERTY TAX AND SALES TAX REPORT TO THE ARIZONA CORPORATION COMMISSION.

FOR THE YEAR ENDING: 12/31/16

HAS BEEN PREPARED UNDER MY DIRECTION, FROM THE ORIGINAL BOOKS, PAPERS AND RECORDS OF SAID UTILITY; THAT I HAVE CAREFULLY EXAMINED THE SAME, AND DECLARE THE SAME TO BE A COMPLETE AND CORRECT STATEMENT OF BUSINESS AND AFFAIRS OF SAID UTILITY FOR THE PERIOD COVERED BY THIS REPORT IN RESPECT TO EACH AND EVERY MATTER AND THING SET FORTH, TO THE BEST OF MY KNOWLEDGE, INFORMATION AND BELIEF.

Sworn Statement: I HEREBY ATTEST THAT ALL PROPERTY TAXES FOR SAID COMPANY ARE CURRENT AND PAID IN FULL.

I HEREBY ATTEST THAT ALL SALES TAXES FOR SAID COMPANY ARE CURRENT AND PAID IN FULL.

RECEIVED

APR 03 2017


ARIZONA CORP COMMISSION
UTILITIES DIVISION - DIRECTOR'S OFFICE

Thomas Grapp
signature of owner/official
928-537-8739
telephone no.

SUBSCRIBED AND SWORN TO BEFORE ME A NOTARY
PUBLIC IN AND FOR THE COUNTY

THIS 30th DAY OF March 2017
(month) and (year)

MY COMMISSION EXPIRES 12-5-20
(date)



Marilyn Holowell
(signature of notary public)

Verification and Statement

Verification:

State of Arizona I, the undersigned of the
(state name)

County of (county name): Navajo

Name (owner or official) title: Thomas Grapp Vice Pres. of Operations

Company name: A Petersen Water Company, Inc.

DO SAY THAT THIS ANNUAL UTILITY PROPERTY TAX AND SALES TAX REPORT TO THE ARIZONA CORPORATION COMMISSION.

FOR THE YEAR ENDING: 12/31/16

HAS BEEN PREPARED UNDER MY DIRECTION, FROM THE ORIGINAL BOOKS, PAPERS AND RECORDS OF SAID UTILITY; THAT I HAVE CAREFULLY EXAMINED THE SAME, AND DECLARE THE SAME TO BE A COMPLETE AND CORRECT STATEMENT OF BUSINESS AND AFFAIRS OF SAID UTILITY FOR THE PERIOD COVERED BY THIS REPORT IN RESPECT TO EACH AND EVERY MATTER AND THING SET FORTH, TO THE BEST OF MY KNOWLEDGE, INFORMATION AND BELIEF.

Sworn Statement: IN ACCORDANCE WITH THE REQUIREMENTS OF TITLE 40, ARTICLE 8, SECTION 40-401, ARIZONA REVISED STATUTES, IT IS HEREIN REPORTED THAT THE GROSS OPERATING REVENUE OF SAID UTILITY DERIVED FROM ARIZONA INTRASTATE UTILITY OPERATIONS DURING THE CALENDAR YEAR WAS:

RECEIVED

APR 03 2017

ARIZONA CORP COMMISSION
UTILITIES DIVISION - DIRECTOR'S OFFICE

Arizona Intrastate Gross Operating Revenues Only (\$)	
\$30,169	
(The amount in the box above includes	
\$1,774	in sales taxes
billed or collected)	


Thomas Grapp
signature of owner/official

928-537-8739
telephone no.

SUBSCRIBED AND SWORN TO BEFORE ME A NOTARY PUBLIC
 IN AND FOR THE COUNTY Apache
(county name)

THIS 30th DAY OF March 2017
(month) and (year)

MY COMMISSION EXPIRES 12-5-20
(date)



Marilyn Holowell
(signature of notary public)

Verification and Statement (Residential Revenue)

Verification:

State of Arizona I, the undersigned of the
(state name)

County of (county name): Navajo
Name (owner or official) Thomas Grapp Vice Pres. of Operations
title:
Company name: 0 A Petersen Water Company, Inc.

DO SAY THAT THIS ANNUAL UTILITY PROPERTY TAX AND SALES TAX REPORT TO THE ARIZONA CORPORATION COMMISSION.

FOR THE YEAR ENDING: 12/31/16

HAS BEEN PREPARED UNDER MY DIRECTION, FROM THE ORIGINAL BOOKS, PAPERS AND RECORDS OF SAID UTILITY; THAT I HAVE CAREFULLY EXAMINED THE SAME, AND DECLARE THE SAME TO BE A COMPLETE AND CORRECT STATEMENT OF BUSINESS AND AFFAIRS OF SAID UTILITY FOR THE PERIOD COVERED BY THIS REPORT IN RESPECT TO EACH AND EVERY MATTER AND THING SET FORTH, TO THE BEST OF MY KNOWLEDGE, INFORMATION AND BELIEF.

Sworn Statement: IN ACCORDANCE WITH THE REQUIREMENTS OF TITLE 40, ARTICLE 8, SECTION 40-401, ARIZONA

REVISED STATUTES, IT IS HEREIN REPORTED THAT THE GROSS OPERATING REVENUE OF SAID UTILITY DERIVED FROM ARIZONA INTRASTATE UTILITY OPERATIONS RECEIVED FROM RESIDENTIAL CUSTOMERS DURING THE CALENDAR YEAR WAS:

Arizona Intrastate Gross Operating Revenues Only (\$)

\$30,169
(The amount in the box above includes
\$1,774 in sales taxes
billed or collected)

RECEIVED

APR 03 2017

ARIZONA CORP COMMISSION
UTILITIES DIVISION - DIRECTOR'S OFFICE

Thomas Grapp
signature of owner/official


928-537-8739
telephone no.

SUBSCRIBED AND SWORN TO BEFORE ME A NOTARY PUBLIC
IN AND FOR THE COUNTY

Apache
(county name)

THIS 30th DAY OF March 2017
(month) and (year)

MY COMMISSION EXPIRES 12-5-20
(date)



Marilyn Holowell
(signature of notary public)