

RECEIVED

MAY 15 2018

ARIZONA CORP COMMISSION
UTILITIES DIVISION - DIRECTOR'S OFFICE

ANNUAL REPORT

Of

Company Name: **A. Petersen Water Company, Inc.**
PO Box 364

Mailing Address: **Overgaard** **AZ**
85933

Docket No.: **W-02678A**
For the Year Ended: **12/31/17**

WATER UTILITY

To

Arizona Corporation Commission

Due on April 15th

Email: rdlafuente@azcc.gov, mail or deliver the completed Annual Report to:

Arizona Corporation Commission
Compliance Section - Utilities Division
1200 West Washington Street
Phoenix, Arizona 85007

Application Type: **Original Filing**
Application Date: **4/9/2018**

5-16-18

ARIZONA CORPORATION COMMISSION
WATER UTILITY ANNUAL REPORT
A. Petersen Water Company, Inc.
A Class E Utility

1. For the Calendar Year Ended: 12/31/17

2. Address:

PO Box 364			
City: Overgaard	State: AZ	Zip Code: 85933	

3. Telephone Number:

4. Date of Original Organization of Utility:

5. Person to whom correspondence should be addressed concerning this report:

Name:
Telephone No.:
Address:

PO Box 364			
City: Overgaard	State: AZ	Zip Code: 85933	

Email:

6. On-Site Manager:

Name:
Telephone No.:
Address:

PO Box 364			
City: Overgaard	State: AZ	Zip Code: 85933	

Email:

7. Ownership:

8. Counties Served:

A. Petersen Water Company, Inc.
 Annual Report
 Utility Plant in Service (Water)
 12/31/17

Utility Plant in Service (Water)							
Account No.	Description	Beginning Year Original Cost	Current Year Additions	Current Year Retirements	Adjusted Original Cost	Accumulated Depreciation	OCLD (OC less AD)
301	Organization	\$0	\$0	\$0	\$0	\$0	\$0
302	Franchises	0	0	0	0	0	0
303	Land and Land Rights	3,000	0	0	3,000	0	3,000
304	Structures and Improvements	0	0	0	0	0	0
305	Collecting & Improving Reservoirs	0	0	0	0	0	0
306	Lake, River, Canal Intakes	0	0	0	0	0	0
307	Wells and Springs	3,000	0	0	3,000	3,000	0
308	Infiltration Galleries	0	0	0	0	0	0
309	Supply Mains	0	0	0	0	0	0
310	Power Generation Equipment	0	0	0	0	0	0
311	Pumping Equipment	4,000	0	0	4,000	4,000	0
320	Water Treatment Equipment	0	0	0	0	0	0
320.1	Water Treatment Plants	0	0	0	0	0	0
320.2	Solution Chemical Feeders	0	0	0	0	0	0
320.3	Point-of-Use Treatment Devices	0	0	0	0	0	0
330	Distribution Reservoirs and Standpipes	0	0	0	0	0	0
330.1	Storage Tanks	610	0	0	610	105	505
330.2	Pressure Tanks	0	0	0	0	0	0
331	Transmission and Distribution Mains	10,000	0	0	10,000	10,000	0
333	Services	3,094	7,078	825	9,347	866	8,481
334	Meters and Meter Installations	2,702	26,357	2,702	26,357	2,196	24,161
335	Hydrants	0	0	0	0	0	0
336	Backflow Prevention Devices	0	0	0	0	0	0
339	Other Plant and Misc. Equipment	0	0	0	0	0	0
340	Office Furniture and Equipment	0	0	0	0	0	0
340.1	Computer & Software	0	0	0	0	0	0
341	Transportation Equipment	0	0	0	0	0	0
342	Stores Equipment	0	0	0	0	0	0
343	Tools, Shop and Garage Equipment	0	0	0	0	0	0
344	Laboratory Equipment	0	0	0	0	0	0
345	Power Operated Equipment	0	0	0	0	0	0
346	Communication Equipment	0	0	0	0	0	0
347	Miscellaneous Equipment	0	0	0	0	0	0
348	Other Tangible Plant	2,000	0	0	2,000	2,000	0
	Totals	\$28,406	\$33,435	\$3,527	\$58,314	\$22,167	\$36,147

Instructions: Fill out the Grey Cells with the relevant information. Input 0 or none if there is nothing recorded in that account or there is no applicable information to report.

A. Petersen Water Company, Inc.
 Annual Report
 Depreciation Expense for the Current Year (Water)
 12/31/17

Depreciation Expense for the Current Year (Water)								
Account No.	Description	Beginning Year Original Cost	Current Year Additions	Current Year Retirements	Adjusted Original Cost	Fully Depreciated/Non-depreciable Plant	Depreciation Percentages	Depreciation Expense
301	Organization	\$0	\$0	\$0	\$0	\$0	0.00%	\$0
302	Franchises	0	0	0	0	0	0.00%	0
303	Land and Land Rights	3,000	0	0	3,000	3,000	0.00%	0
304	Structures and Improvements	0	0	0	0	0	0.00%	0
305	Collecting & Improving Reservoirs	0	0	0	0	0	0.00%	0
306	Lake, River, Canal Intakes	0	0	0	0	0	0.00%	0
307	Wells and Springs	3,000	0	0	3,000	3,000	0.00%	0
308	Infiltration Galleries	0	0	0	0	0	0.00%	0
309	Supply Mains	0	0	0	0	0	0.00%	0
310	Power Generation Equipment	0	0	0	0	0	0.00%	0
311	Pumping Equipment	4,000	0	0	4,000	4,000	0.00%	0
320	Water Treatment Equipment	0	0	0	0	0	0.00%	0
320.1	Water Treatment Plants	0	0	0	0	0	0.00%	0
320.2	Solution Chemical Feeders	0	0	0	0	0	0.00%	0
320.3	Point-of-Use Treatment Devices	0	0	0	0	0	0.00%	0
330	Distribution Reservoirs and Standpipes	0	0	0	0	0	0.00%	0
330.1	Storage Tanks	610	0	0	610	0	2.22%	14
330.2	Pressure Tanks	0	0	0	0	0	0.00%	0
331	Transmission and Distribution Mains	10,000	0	0	10,000	10,000	0.00%	0
333	Services	3,094	7,078	825	9,347	0	3.33%	311
334	Meters and Meter Installations	2,702	26,357	2,702	26,357	0	8.33%	2,196
335	Hydrants	0	0	0	0	0	0.00%	0
336	Backflow Prevention Devices	0	0	0	0	0	0.00%	0
339	Other Plant and Misc. Equipment	0	0	0	0	0	0.00%	0
340	Office Furniture and Equipment	0	0	0	0	0	0.00%	0
340.1	Computer & Software	0	0	0	0	0	0.00%	0
341	Transportation Equipment	0	0	0	0	0	0.00%	0
342	Stores Equipment	0	0	0	0	0	0.00%	0
343	Tools, Shop and Garage Equipment	0	0	0	0	0	0.00%	0
344	Laboratory Equipment	0	0	0	0	0	0.00%	0
345	Power Operated Equipment	0	0	0	0	0	0.00%	0
346	Communication Equipment	0	0	0	0	0	0.00%	0
347	Miscellaneous Equipment	0	0	0	0	0	0.00%	0
348	Other Tangible Plant	2,000	0	0	2,000	2,000	0.00%	0
	Subtotal	\$28,406	\$33,435	\$3,527	\$58,314	\$22,000		\$2,521

Contribution(s) in Aid of Construction (Gross) \$0
 Less: Non Amortizable Contribution(s) 0
 Fully Amortized Contribution(s) 0
 Amortizable Contribution(s) \$0
 Times: Proposed Amortization Rate 6.94%
 Amortization of CIAC \$0

Less: Amortization of CIAC \$0

DEPRECIATION EXPENSE \$2,521

Instructions: Fill out the Grey Cells with the relevant information. Input 0 or none if there is nothing recorded in that account or there is no applicable information to report.

A. Petersen Water Company, Inc.
 Annual Report
 Balance Sheet Assets
 12/31/17

Balance Sheet Assets				
	Assets		Balance at Beginning of Year (2017)	Balance at End of Year (2017)
Account No.	Current and Accrued Assets			
131	Cash		(\$1,086)	\$862
134	Working Funds		0	0
135	Temporary Cash Investments		0	0
141	Customer Accounts Receivable		2,961	6,396
146	Notes Receivable from Associated Companies		0	0
151	Plant Material and Supplies		0	0
162	Prepayments		0	0
174	Miscellaneous Current and Accrued Assets		0	0
	Total Current and Accrued Assets		\$1,875	\$7,258
Account No.	Fixed Assets			
101	Utility Plant in Service*		\$28,406	\$58,314
103	Property Held for Future Use		0	0
105	Construction Work in Progress		0	0
108	Accumulated Depreciation (enter as negative)*		(20,776)	(22,167)
121	Non-Utility Property		0	
122	Accumulated Depreciation - Non Utility		0	
	Total Fixed Assets		\$7,630	\$36,147
	Total Assets		\$9,505	\$43,405

Instructions: Fill out the Grey Cells with the relevant information. Input 0 or none if there is nothing recorded in that account or there is no applicable information to report.

*Note these items feed automatically from AR3 UPIS Page 3

A. Petersen Water Company, Inc.
 Annual Report
 Balance Sheet Liabilities and Owners Equity

Balance Sheet Liabilities and Owners Equity				
	Liabilities		Balance at Beginning of Year (2017)	Balance at End of Year (2017)
Account No.	Current Liabilities			
231	Accounts Payable		\$0	\$0
232	Notes Payable (Current Portion)		0	2,859
234	Notes Payable to Associated Companies		0	0
235	Customer Deposits		120	120
236	Accrued Taxes		0	0
237	Accrued Interest		72	79
242	Miscellaneous Current and Accrued Liabilities		0	0
	Total Current Liabilities		\$192	\$3,058
	Long Term Debt			
224	Long Term Debt (Notes and Bonds)		\$0	\$32,761
	Deferred Credits			
251	Unamortized Premium on Debt		\$0	\$0
252	Advances in Aid of Construction		\$0	0
255	Accumulated Deferred Investment Tax Credits		\$0	0
271	Contributions in Aid of Construction		\$0	0
272	Less: Amortization of Contributions		\$0	0
281	Accumulated Deferred Income Tax		\$0	0
	Total Deferred Credits		\$0	\$0
	Total Liabilities		\$192	\$35,819
	Capital Accounts			
201	Common Stock Issued		\$0	\$0
211	Other Paid-In Capital		0	0
215	Retained Earnings		9,313	7,586
218	Proprietary Capital (Sole Props and Partnerships)		0	0
	Total Capital		\$9,313	\$7,586
	Total Liabilities and Capital		\$9,505	\$43,405

Instructions: Fill out the Grey Cells with the relevent information. Input 0 or none if there is nothing recorded in that account or there is no applicable information to report.

Note: Total liabilities and Capital must match total assets for the beginning and end of the year!

A. Petersen Water Company, Inc.
 Annual Report
 Water Comparative Income Statement
 12/31/17

Water Comparative Income Statement			
Account No.	Calendar Year	Current Year	Last Year
		01/01/2017 - 12/31/2017	01/01/2016 - 12/31/2016
	Operating Revenue		
461	Metered Water Revenue	\$37,914	\$30,039
460	Unmetered Water Revenue	0	0
462	Fire Protection Revenue	0	0
469	Guaranteed Revenues (Surcharges)	183	0
471	Miscellaneous Service Revenues	0	0
474	Other Water Revenue	1,270	130
	Total Revenues	\$39,367	\$30,169
	Operating Expenses		
601	Salaries and Wages	\$17,922	\$12,817
604	Employee Pensions and Benefits	9	6
610	Purchased Water	0	0
615	Purchased Power	2,620	2,229
618	Chemicals	2	3
620	Materials and Supplies	194	196
620.1	Repairs and Maintenance	93	566
620.2	Office Supplies and Expense	841	894
630	Contractual Services	1,647	1,564
631	Contractual Services - Engineering	0	0
632	Contractual Services - Accounting	1,546	996
633	Contractual Services - Legal	500	0
634	Contractual Services - Management Fees	239	958
635	Contractual Services - Water Testing	878	334
636	Contractual Services - Other	44	153
640	Rents	0	0
641	Rental of Building/Real Property	576	576
642	Rental of Equipment	1,253	1,231
650	Transportation Expenses	1,303	1,197
657	Insurance - General Liability	712	314
657.1	Insurance - Health and Life	411	260
665	Regulatory Commission Expense - Rate	4,700	804
670	Bad Debt Expense	0	12
675	Miscellaneous Expense	8	0
403	Depreciation Expense (From Schedule AR4)	2,521	342
408	Taxes Other Than Income	2,040	1,774
408.11	Property Taxes	410	1,150
409	Income Taxes	0	0
427.1	Customer Security Deposit Interest	0	0
	Total Operating Expenses	\$40,470	\$28,376
	Operating Income / (Loss)	(\$1,103)	\$1,793
	Other Income / (Expense)		
419	Interest and Dividend Income	\$0	\$0
421	Non-Utility Income	0	0
426	Miscellaneous Non-Utility (Expense)	0	0
427	Interest (Expense)	0	0
	Total Other Income / (Expense)	\$0	\$0
	Net Income / (Loss)	(\$1,103)	\$1,793

Instructions: Fill out the Grey Cells with the relevant information. Input 0 or none if there is nothing recorded in that account or there is no applicable information to report.

A. Petersen Water Company, Inc.
 Annual Report
 Supplemental Financial Data (Long-Term Debt)
 12/31/17

Supplemental Financial Data (Long-Term Debt)				
	Loan #1	Loan #2	Loan #3	Loan #4
Date Issued	7/10/2017	0	0	0
Source of Loan	Mark E Grapp	0	0	0
ACC Decision No.	76070	0	0	0
Reason for Loan	Meter Replacement	0	0	0
Dollar Amt. Issued	\$33,935	0	0	0
Amount Outstanding	\$33,707	0	0	0
Date of Maturity	7/10/2037	0	0	0
Interest Rate	5.75%	0	0	0
Current Year Interest	\$1,913	0	0	0
Current Year Principal	\$946	0	0	0

Meter Deposit Balance at Test Year End:	\$0
---	-----

Meter Deposits Refunded During the Test Year:	\$0
---	-----

List all bonds, notes, loans, and other types of indebtedness in which the proceeds were used in the provision of public utility service. Indebtedness incurred for personal uses by the owner of the utility should not be listed. Input 0 or none if there is nothing to report for that cell.

Water Utility Plant Description (Continued)			CUSTOMER METERS	
MAINS			Size (inches)	Quantity
Sizes (inches)	Material	Length (feet)		
2.00	0	0	5/8 X 3/4	58
3.00	0	0	4-Mar	0
4.00	AC & PVC	20,000	1	0
5.00	0	0	1 1/2	0
6.00	0	0	Compound 2	0
8.00	0	0	Turbine 2	0
10.00	0	0	Compound 3	0
12.00	0	0	Turbine 3	0
0.00	0	0	Compound 4	0
0.00	0	0	Turbine 5	0
0.00	0	0	Compound 6	0
0.00	0	0	Turbine 6	0
0.00	0	0	6+	0
0.00	0	0	0	0
			0	0
			0	0
			0	0

For the following three items, list the utility owned assets in each category for each system.

TREATMENT EQUIPMENT:	None
-----------------------------	------

STRUCTURES:	None
--------------------	------

OTHER:	30' X 30' Chain Link Fence
---------------	----------------------------

Instructions: Fill out the Grey Cells with the relevant information. Input 0 or none if there is nothing recorded in that account or there is no applicable information to report. Copy and paste this sheet as many times as is necessary.

Water Use Data Sheet							
Name of the System:		A Petersen Water Company, Inc.					
ADQO Public Water System Number:		9032					
Month	Number of Customers	Gallons Sold (thousands) ¹	Gallons Pumped (thousands) ²	Gallons Purchased (thousands) ³	Estimated Gallons Authorized Use (thousands) ⁴	Purchased Power Expense ⁵	Purchased Power (kWh) ⁶
January	43	142	158	0	233	\$290	2,287
February	43	531	477	0	0	171	1,055
March	43	156	168	0	0	166	983
April	42	134	201	0	16,622	198	1,328
May	45	294	262	0	0	215	1,481
June	43	399	426	0	0	298	2,317
July	41	283	316	0	436	198	1,308
August	40	261	293	0	654	249	1,501
September	40	231	253	0	0	240	1,395
October	41	217	249	0	1,357	206	1,108
November	42	152	203	0	8,271	219	1,164
December	42	185	170	0	0	207	1,213
Totals		2,985	3,176	0	27,573	\$2,657	17,140

If the system has fire hydrants, what is the fire flow requirements? GPM for hrs.

Does the system have chlorination treatment?

Is the Water Utility located in an ADWR Active Management Area (AMA)?
 If yes, which AMA?

Does the Company have an ADWR Gallons Per Capita Per Day (GPCPD) requirement?
 If yes, provide the GPCPD amount:

If applicable, in the space below please provide a description for all un-metered water use along with amounts:

Instructions: Fill out the Grey Cells with the relevant information. Input 0 or none if there is nothing recorded in that account or there is no applicable information to report.

- 1 Gallons sold - Total gallons from customer meters, and other sold gallons such as Construction water.
- 2 Gallons pumped - Total gallons from pumped sources.
- 3 Gallons purchased - Total gallons purchased from other sources.
- 4 Estimated gallons authorized use - Total estimated gallons from authorized metered or unmetered use. Authorized use such as flushing (mains, services and hydrants) draining/cleaning tanks, process, construction, fire fighting, etc.
- 5 Enter the total purchased power costs for the power meters associated with this system.
- 6 Enter the total purchased kWh used by the power meters associated with this system.

A. Petersen Water Company, Inc.
 Annual Report
 Utility Shutoffs / Disconnects
 12/31/17

ADEQ System No. :	9032
-------------------	------

Utility Shutoffs / Disconnects			
Month	Termination without Notice R14-2-410.B	Termination with Notice R14-2-410.C	Other
January	0	0	0
February	0	0	0
March	0	0	0
April	0	0	0
May	0	0	0
June	0	0	0
July	0	5	0
August	0	1	0
September	0	3	0
October	0	4	0
November	0	0	0
December	0	3	0
Total	0	16	0

Other (description):

None

Instructions: Fill out the Grey Cells with the relevant information. Input 0 or none if there is nothing recorded in that account or there is no applicable information to report.
--

A. Petersen Water Company, Inc.
Annual Report
Property Taxes
12/31/17

Property Taxes	
Amount of actual property taxes paid during Calendar Year 2017 was	\$410

If no property taxes paid, explain why.
None

Instructions: Fill out the Grey Cells with the relevent information. Input 0 or none if there is nothing recorded in that account or there is no applicable information to report.

A. Petersen Water Company, Inc.
Annual Report
Verification and Sworn Statement (Taxes)
12/31/17

Verification and Sworn Statement (Taxes)

Verification: State of Arizona I, the undersigned of the
(state name)

County of (county name): Navajo
Name (owner or official) title: Mark Grapp President
Company name: A. Petersen Water Company, Inc.

DO SAY THAT THIS ANNUAL UTILITY PROPERTY TAX AND SALES TAX REPORT TO THE ARIZONA CORPORATION COMMISSION.

FOR THE YEAR ENDING: 12/31/17

HAS BEEN PREPARED UNDER MY DIRECTION, FROM THE ORIGINAL BOOKS, PAPERS AND RECORDS OF SAID UTILITY; THAT I HAVE CAREFULLY EXAMINED THE SAME, AND DECLARE THE SAME TO BE A COMPLETE AND CORRECT STATEMENT OF BUSINESS AND AFFAIRS OF SAID UTILITY FOR THE PERIOD COVERED BY THIS REPORT IN RESPECT TO EACH AND EVERY MATTER AND THING SET FORTH, TO THE BEST OF MY KNOWLEDGE, INFORMATION AND BELIEF.

Sworn Statement: I HEREBY ATTEST THAT ALL PROPERTY TAXES FOR SAID COMPANY ARE CURRENT AND PAID IN FULL.

I HEREBY ATTEST THAT ALL SALES TAXES FOR SAID COMPANY ARE CURRENT AND PAID IN FULL.

[Signature]
signature of owner/official

928-537-8739
telephone no.

RECEIVED


MAY 15 2018

ARIZONA CORP COMMISSION
UTILITIES DIVISION - DIRECTOR'S OFFICE

SUBSCRIBED AND SWORN TO BEFORE ME A NOTARY PUBLIC
IN AND FOR THE COUNTY

THIS 13th DAY OF April, 2018
(month) and (year)

MY COMMISSION EXPIRES 01/18/2022
(date)

 ANA RAMSAY
Notary Public - State of Arizona
NAVAJO COUNTY
My Commission Expires
January 18, 2022

[Signature]
(signature of notary public)

Verification and Sworn Statement

Verification:

State of Arizona I, the undersigned of the
(state name)

County of (county name): Navajo
Name (owner or official) title: Mark Grapp President
Company name: A. Petersen Water Company, Inc.

DO SAY THAT THIS ANNUAL UTILITY PROPERTY TAX AND SALES TAX REPORT TO THE ARIZONA CORPORATION COMMISSION.

FOR THE YEAR ENDING: 12/31/17

HAS BEEN PREPARED UNDER MY DIRECTION, FROM THE ORIGINAL BOOKS, PAPERS AND RECORDS OF SAID UTILITY; THAT I HAVE CAREFULLY EXAMINED THE SAME, AND DECLARE THE SAME TO BE A COMPLETE AND CORRECT STATEMENT OF BUSINESS AND AFFAIRS OF SAID UTILITY FOR THE PERIOD COVERED BY THIS REPORT IN RESPECT TO EACH AND EVERY MATTER AND THING SET FORTH, TO THE BEST OF MY KNOWLEDGE, INFORMATION AND BELIEF.

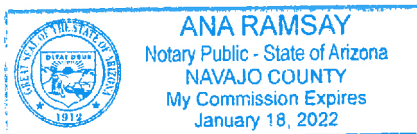
Sworn Statement: IN ACCORDANCE WITH THE REQUIREMENTS OF TITLE 40, ARTICLE 8, SECTION 40-401, ARIZONA REVISED STATUTES, IT IS HEREBIN REPORTED THAT THE GROSS OPERATING REVENUE OF SAID UTILITY DERIVED FROM ARIZONA INTRASTATE UTILITY OPERATIONS DURING THE CALENDAR YEAR WAS:

Arizona Intrastate Gross Operating Revenues Only (\$)

\$39,367

(The amount in the box above includes

\$2,040 in sales taxes
billed or collected)



[Handwritten Signature]

signature of owner/official

0

telephone no.

RECEIVED

MAY 15 2019

ARIZONA CORP COMMISSION
UTILITIES DIVISION - DIRECTOR'S OFFICE

SUBSCRIBED AND SWORN TO BEFORE ME A NOTARY PUBLIC
IN AND FOR THE COUNTY

THIS

13th

DAY OF

Navajo
(county name)

April, 2018
(month) and (year)

MY COMMISSION EXPIRES

01/18/2022
(date)

[Handwritten Signature]
(signature of notary public)

Verification and Sworn Statement (Residential Revenue)

Verification:

State of Arizona I, the undersigned of the

County of (county name): Navajo
Name (owner or official) title: Mark Grapp President
Company name: A. Petersen Water Company, Inc.

DO SAY THAT THIS ANNUAL UTILITY PROPERTY TAX AND SALES TAX REPORT TO THE ARIZONA CORPORATION COMMISSION.

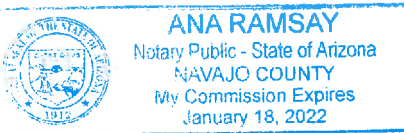
FOR THE YEAR ENDING: 12/31/17

HAS BEEN PREPARED UNDER MY DIRECTION, FROM THE ORIGINAL BOOKS, PAPERS AND RECORDS OF SAID UTILITY; THAT I HAVE CAREFULLY EXAMINED THE SAME, AND DECLARE THE SAME TO BE A COMPLETE AND CORRECT STATEMENT OF BUSINESS AND AFFAIRS OF SAID UTILITY FOR THE PERIOD COVERED BY THIS REPORT IN RESPECT TO EACH AND EVERY MATTER AND THING SET FORTH, TO THE BEST OF MY KNOWLEDGE, INFORMATION AND BELIEF.

Sworn Statement: IN ACCORDANCE WITH THE REQUIREMENTS OF TITLE 40, ARTICLE 8, SECTION 40-401, ARIZONA REVISED STATUTES, IT IS HEREIN REPORTED THAT THE GROSS OPERATING REVENUE OF SAID UTILITY DERIVED FROM ARIZONA INTRASTATE UTILITY OPERATIONS RECEIVED FROM RESIDENTIAL CUSTOMERS DURING THE CALENDAR YEAR WAS:

Arizona Intrastate Gross Operating Revenues Only (\$)

\$39,367
(The amount in the box above includes
\$2,040 in sales taxes
billed or collected)



[Signature]
signature of owner/official
0
telephone no.

SUBSCRIBED AND SWORN TO BEFORE ME A NOTARY PUBLIC
IN AND FOR THE COUNTY Navajo
(county name)

THIS 13th DAY OF April, 2018
(month) and (year)

MY COMMISSION EXPIRES 01/18/2022
(date)

[Signature]
(signature of notary public)

RECEIVED
MAY 15 2018
ARIZONA CORPORATION COMMISSION
UTILITIES DIVISION - DIRECTOR'S OFFICE