

*ru*

**ANNUAL REPORT**

Of

Company Name: **A. Petersen Water Company, Inc.**  
PO Box 245

Mailing Address: Taylor AZ  
85939

Docket No.: **W-02678A**  
For the Year Ended: **12/31/19**

RECEIVED  
UTILITIES DIVISION  
2020 MAY 14 P 2:11  
ARIZONA CORPORATION  
COMMISSION

**WATER UTILITY**

To

Arizona Corporation Commission

**Due on April 15th**

Email: [rdefuente@azcc.gov](mailto:rdefuente@azcc.gov), mail or deliver the completed Annual Report to:  
Arizona Corporation Commission  
Compliance Section - Utilities Division  
1200 West Washington Street  
Phoenix, Arizona 85007

Application Type: **Original Filing**  
Application Date: **5/13/2020**

*Entered 6/25/2020*

ARIZONA CORPORATION COMMISSION  
WATER UTILITY ANNUAL REPORT  
A. Petersen Water Company, Inc.  
A Class  Utility

For the Calendar Year Ended: 12/31/19

Primary Address:   
City:  State:  Zip Code:

Telephone Number:

Date of Original Organization of Utility:

Person to whom correspondence should be addressed concerning this report:

Name:   
Telephone No. :   
Address:   
City:  State:  Zip Code:   
Email:

**On-Site Manager**  
Name:   
Telephone No. :   
Address:   
City:  State:  Zip Code:   
Email:

**Management Contact**  
Name:   
Telephone No. :   
Address:   
City:  State:  Zip Code:   
Email:

Name:   
Telephone No. :   
Address:   
City:  State:  Zip Code:   
Email:

Name:   
Telephone No. :   
Address:   
City:  State:  Zip Code:   
Email:

Ownership:

Counties Served:

**Important changes during the year**

	For those companies not subject to the affiliated interest rules, has there been a change in ownership or direct control during the year?
	If yes, please provide specific details in the box below.
	NA

	Has the company been notified by any other regulatory authorities during the year, that they are out of compliance?
	If yes, please provide specific details in the box below.
	NA

A. Petersen Water Company, Inc.  
Annual Report  
Utility Plant in Service (Water)  
12/31/19

Utility Plant in Service (Water)							
Account No.	Description	Beginning Year Original Cost	Current Year Additions	Current Year Retirements	Adjusted Original Cost	Accumulated Depreciation	OCLD (OC less AD)
301	Organization	\$0	\$0	\$0	\$0	\$0	\$0
302	Franchises	0	0	0	0	0	0
303	Land and Land Rights	3,000	0	0	3,000	0	3,000
304	Structures and Improvements	0	0	0	0	0	0
305	Collecting & Improving Reservoirs	0	0	0	0	0	0
306	Lake, River, Canal Intakes	0	0	0	0	0	0
307	Wells and Springs	3,000	0	0	3,000	0	3,000
308	Infiltration Galleries	0	0	0	0	0	0
309	Supply Mains	0	0	0	0	0	0
310	Power Generation Equipment	0	0	0	0	0	0
311	Pumping Equipment	4,000	0	0	4,000	4,000	0
320	Water Treatment Equipment	0	0	0	0	0	0
320.1	Water Treatment Plants	0	0	0	0	0	0
320.2	Solution Chemical Feeders	0	0	0	0	0	0
320.3	Point-of-Use Treatment Devices	0	0	0	0	0	0
330	Distribution Reservoirs and Standpipes	0	0	0	0	0	0
330.1	Storage Tanks	610	0	0	610	133	477
330.2	Pressure Tanks	0	0	0	0	0	0
331	Transmission and Distribution Mains	10,000	0	0	10,000	10,000	0
333	Services	9,347	0	0	9,347	1,488	7,859
334	Meters and Meter Installations	26,357	0	0	26,357	6,588	19,769
335	Hydrants	0	0	0	0	0	0
336	Backflow Prevention Devices	0	0	0	0	0	0
339	Other Plant and Misc. Equipment	0	5,337	0	5,337	137	5,200
340	Office Furniture and Equipment	0	0	0	0	0	0
340.1	Computer & Software	0	0	0	0	0	0
341	Transportation Equipment	0	0	0	0	0	0
342	Stores Equipment	0	0	0	0	0	0
343	Tools, Shop and Garage Equipment	0	0	0	0	0	0
344	Laboratory Equipment	0	0	0	0	0	0
345	Power Operated Equipment	0	0	0	0	0	0
346	Communication Equipment	0	0	0	0	0	0
347	Miscellaneous Equipment	0	0	0	0	0	0
348	Other Tangible Plant	2,000	0	0	2,000	2,000	0
	<b>Totals</b>	<b>\$58,314</b>	<b>\$5,337</b>	<b>\$0</b>	<b>\$63,651</b>	<b>\$24,346</b>	<b>\$39,305</b>

A. Petersen Water Company, Inc.  
 Annual Report  
 Depreciation Expense for the Current Year (Water)  
 12/31/19

Depreciation Expense for the Current Year (Water)									
Account No.	Description	Beginning Year Original Cost	Current Year Additions	Current Year Retirements	Adjusted Original Cost	Fully Depreciated/Non-depreciable Plant	Depreciable Plant	Depreciation Percentages	Depreciation Expense
301	Organization	\$0	\$0	\$0	\$0	\$0	\$0	0.00%	\$0
302	Franchises	0	0	0	0	0	0	0.00%	0
303	Land and Land Rights	3,000	0	0	3,000	3,000	0	0.00%	0
304	Structures and Improvements	0	0	0	0	0	0	0.00%	0
305	Collecting & Improving Reservoirs	0	0	0	0	0	0	0.00%	0
306	Lake, River, Canal Intakes	0	0	0	0	0	0	0.00%	0
307	Wells and Springs	3,000	0	0	3,000	3,000	0	0.00%	0
308	Infiltration Galleries	0	0	0	0	0	0	0.00%	0
309	Supply Mains	0	0	0	0	0	0	0.00%	0
310	Power Generation Equipment	0	0	0	0	0	0	0.00%	0
311	Pumping Equipment	4,000	0	0	4,000	4,000	0	0.00%	0
320	Water Treatment Equipment	0	0	0	0	0	0	0.00%	0
320.1	Water Treatment Plants	0	0	0	0	0	0	0.00%	0
320.2	Solution Chemical Feeders	0	0	0	0	0	0	0.00%	0
320.3	Point-of-Use Treatment Devices	0	0	0	0	0	0	0.00%	0
330	Distribution Reservoirs and Standpipes	0	0	0	0	0	0	0.00%	0
330.1	Storage Tanks	610	0	0	610	0	610	2.22%	14
330.2	Pressure Tanks	0	0	0	0	0	0	0.00%	0
331	Transmission and Distribution Mains	10,000	0	0	10,000	10,000	0	0.00%	0
333	Services	9,347	0	0	9,347	0	9,347	3.33%	311
334	Meters and Meter Installations	26,357	0	0	26,357	0	26,357	8.33%	2,196
335	Hydrants	0	0	0	0	0	0	0.00%	0
336	Backflow Prevention Devices	0	0	0	0	0	0	0.00%	0
339	Other Plant and Misc. Equipment	0	5,337	0	5,337	0	5,337	5.12%	137
340	Office Furniture and Equipment	0	0	0	0	0	0	0.00%	0
340.1	Computer & Software	0	0	0	0	0	0	0.00%	0
341	Transportation Equipment	0	0	0	0	0	0	0.00%	0
342	Stores Equipment	0	0	0	0	0	0	0.00%	0
343	Tools, Shop and Garage Equipment	0	0	0	0	0	0	0.00%	0
344	Laboratory Equipment	0	0	0	0	0	0	0.00%	0
345	Power Operated Equipment	0	0	0	0	0	0	0.00%	0
346	Communication Equipment	0	0	0	0	0	0	0.00%	0
347	Miscellaneous Equipment	0	0	0	0	0	0	0.00%	0
348	Other Tangible Plant	2,000	0	0	2,000	2,000	0	0.00%	0
	<b>Subtotal</b>	<b>\$58,314</b>	<b>\$5,337</b>	<b>\$0</b>	<b>\$63,651</b>	<b>\$22,000</b>	<b>\$41,651</b>	<b>19.00%</b>	<b>\$2,657</b>

Contribution(s) in Aid of Construction (Gross) \_\_\_\_\_  
 Less: Non Amortizable Contribution(s) 0  
 Fully Amortized Contribution(s) 0  
 Amortizable Contribution(s) \_\_\_\_\_  
 Times: Proposed Amortization Rate 6.38%  
 Amortization of CIAC \$0

Less: Amortization of CIAC

**DEPRECIATION EXPENSE**

A. Petersen Water Company, Inc.  
 Annual Report  
 Balance Sheet Assets  
 12/31/19

Balance Sheet Assets				
	Assets		Balance at Beginning of Year (2019)	Balance at End of Year (2019)
Account No.	<b>Current and Accrued Assets</b>			
131	Cash			
134	Working Funds		\$2,992	\$3,273
135	Temporary Cash Investments		0	0
141	Customer Accounts Receivable		0	0
146	Notes Receivable from Associated Companies		5,873	2,073
151	Plant Material and Supplies		0	0
162	Prepayments		0	0
174	Miscellaneous Current and Accrued Assets		0	0
	<b>Total Current and Accrued Assets</b>		<b>\$8,865</b>	<b>\$5,346</b>
Account No.	<b>Fixed Assets</b>			
101	Utility Plant in Service*		\$58,314	\$63,651
103	Property Held for Future Use		0	0
105	Construction Work in Progress		0	0
108	Accumulated Depreciation (enter as negative)*		(24,688)	(24,346)
121	Non-Utility Property		0	0
122	Accumulated Depreciation - Non Utility		0	0
	<b>Total Fixed Assets</b>		<b>\$33,626</b>	<b>\$39,305</b>
	<b>Total Assets</b>		<b>\$42,491</b>	<b>\$44,651</b>

\*Note these items feed automatically from AR3 UPIS Page 4

A. Petersen Water Company, Inc.  
 Annual Report  
 Balance Sheet Liabilities and Owners Equity

<b>Balance Sheet Liabilities and Owners Equity</b>				
	<b>Liabilities</b>		<b>Balance at Beginning of Year (2019)</b>	<b>Balance at End of Year (2019)</b>
<b>Account No.</b>	<b>Current Liabilities</b>			
231	Accounts Payable		\$0	\$328
232	Notes Payable (Current Portion)		946	6,100
234	Notes Payable to Associated Companies		0	0
235	Customer Deposits		120	0
236	Accrued Taxes		0	0
237	Accrued Interest		86	0
242	Miscellaneous Current and Accrued Liabilities		0	0
	<b>Total Current Liabilities</b>		<b>\$1,152</b>	<b>\$6,428</b>
	<b>Long Term Debt</b>			
224	Long Term Debt (Notes and Bonds)		\$32,761	\$29,048
	<b>Deferred Credits</b>			
251	Unamortized Premium on Debt		\$0	\$0
252	Advances in Aid of Construction		0	0
255	Accumulated Deferred Investment Tax Credits		0	0
271	Contributions in Aid of Construction		0	0
272	Less: Amortization of Contributions		0	0
281	Accumulated Deferred Income Tax		0	0
	<b>Total Deferred Credits</b>		<b>\$0</b>	<b>\$0</b>
	<b>Total Liabilites</b>		<b>\$33,913</b>	<b>\$35,476</b>
	<b>Capital Accounts</b>			
201	Common Stock Issued		\$0	\$0
211	Other Paid-In Capital		0	0
215	Retained Earnings		8,578	9,175
218	Proprietary Capital (Sole Props and Partnerships)		0	0
	<b>Total Capital</b>		<b>\$8,578</b>	<b>\$9,175</b>
	<b>Total Liabilities and Capital</b>		<b>\$42,491</b>	<b>\$44,651</b>

**Note: Total liabilities and Capital must match total assets for the beginning and end of the year!**

<b>Water Comparative Income Statement</b>			
Account No.	Calendar Year	Current Year 01/01/2019 - 12/31/2019	Last Year 01/01/2018 - 12/31/2018
	<b>Operating Revenue</b>		
461	Metered Water Revenue	\$38,357	\$39,285
460	Unmetered Water Revenue	0	0
462	Fire Protection Revenue	0	0
469	Guaranteed Revenues (Surcharges)	0	0
471	Miscellaneous Service Revenues	0	0
474	Other Water Revenue	325	225
	<b>Total Revenues</b>	<b>\$38,682</b>	<b>\$39,510</b>
	<b>Operating Expenses</b>		
601	Salaries and Wages	\$14,730	\$19,802
604	Employee Pensions and Benefits	0	0
610	Purchased Water	0	0
615	Purchased Power	2,513	2,453
618	Chemicals	0	1
620	Materials and Supplies	1,789	795
620.1	Repairs and Maintenance	1,322	11
620.2	Office Supplies and Expense	416	907
630	Contractual Services	0	1,618
631	Contractual Services - Engineering	0	0
632	Contractual Services - Accounting	1,970	1,766
633	Contractual Services - Legal	1,598	1,100
634	Contractual Services - Management Fees	1,907	0
635	Contractual Services - Water Testing	556	533
636	Contractual Services - Other	33	191
640	Rents	0	0
641	Rental of Building/Real Property	483	483
642	Rental of Equipment	902	1,062
650	Transportation Expenses	1,259	1,166
657	Insurance - General Liability	522	542
657.1	Insurance - Health and Life	0	408
665	Regulatory Commission Expense - Rate	0	0
670	Bad Debt Expense	0	0
675	Miscellaneous Expense	0	0
403	Depreciation Expense (From Schedule AR4)	2,657	2,520
408	Taxes Other Than Income	2,462	1,877
408.11	Property Taxes	497	1,283
409	Income Taxes	0	0
427.1	Customer Security Deposit Interest	0	0
	<b>Total Operating Expenses</b>	<b>\$35,616</b>	<b>\$38,518</b>
	<b>Operating Income / (Loss)</b>	<b>\$3,066</b>	<b>\$992</b>
	<b>Other Income / (Expense)</b>		
419	Interest and Dividend Income	\$0	\$0
421	Non-Utility Income	0	0
426	Miscellaneous Non-Utility (Expense)	0	0
427	Interest (Expense)	0	0
	<b>Total Other Income / (Expense)</b>	<b>\$0</b>	<b>\$0</b>
	<b>Net Income / (Loss)</b>	<b>\$3,066</b>	<b>\$992</b>



**Full time equivalent employees**

	Direct Company	Allocated	Outside service	Total
President	0.0	0.0	0.0	0.0
Vice-president	0.0	0.0	0.0	0.0
Manager	0.0	0.0	0.0	0.0
Engineering Staff	0.0	0.0	0.0	0.0
System Operator(s)	0.0	0.0	0.0	0.0
Meter reader	0.0	0.0	0.0	0.0
Customer Service	0.0	0.0	0.0	0.0
Accounting	0.0	0.0	0.0	0.0
Business Office	0.0	0.0	0.0	0.0
Rates Department	0.0	0.0	0.0	0.0
Administrative Staff	0.0	0.0	0.0	0.0
Other	0.0	0.0	0.0	0.0
<b>Total</b>	0.0	0.0	0.0	0.0

A. Petersen Water Company, Inc.  
 Annual Report  
 Supplemental Financial Data (Long-Term Debt)  
 12/31/19

Supplemental Financial Data (Long-Term Debt)				
	Loan #1	Loan #2	Loan #3	Loan #4
Date Issued	7/10/2017	N/A	N/A	N/A
Source of Loan	Mark E Grapp	0	0	0
ACC Decision No.	76070	0	0	0
Reason for Loan	Meter Replacemen	0	0	0
Dollar Amt. Issued	\$33,935	\$0	\$0	\$0
Amount Outstanding	\$29,048	\$0	\$0	\$0
Date of Maturity	7/10/2037	N/A	N/A	N/A
Interest Rate	5.75%	0.00%	0.00%	0.00%
Current Year Interest	\$1,913	\$0	\$0	\$0
Current Year Principal	\$1,800	\$0	\$0	\$0

Meter Deposit Balance at Test Year End:	\$0
---	-----

Meter Deposits Refunded During the Test Year:	\$0
---	-----

*List all bonds, notes, loans, and other types of indebtedness in which the proceeds were used in the provision of public utility service. Indebtedness incurred for personal uses by the owner of the utility should not be listed. Input 0 or none if there is nothing to report for that cell.*

Well and Water Usage											
Name of the System: A PETERSEN WATER CO											
ADEQ Public Water System Number: AZ0409032											
ADWR PCC Number: 91-000386.0000											
Well registry 55# (55-XXXXXX):											
55-806500	Pump Horsepower	Pump Yield (gpm)	Casing Depth (feet)	Casing Diameter (inches)	Pump Motor Type **	Year Drilled	Water level 2010	Water level 2019	Meter Size (inches)	How measured:	Active
NONE	10	60	440	8	SUBMERSIBLE	1963	300	300	2	Metered	YES
NONE	0	0	0	0	NONE	0	0	0	0	N/A	N/A
NONE	0	0	0	0	NONE	0	0	0	0	N/A	N/A
NONE	0	0	0	0	NONE	0	0	0	0	N/A	N/A
NONE	0	0	0	0	NONE	0	0	0	0	N/A	N/A
NONE	0	0	0	0	NONE	0	0	0	0	N/A	N/A
NONE	0	0	0	0	NONE	0	0	0	0	N/A	N/A
NONE	0	0	0	0	NONE	0	0	0	0	N/A	N/A
NONE	0	0	0	0	NONE	0	0	0	0	N/A	N/A
NONE	0	0	0	0	NONE	0	0	0	0	N/A	N/A
NONE	0	0	0	0	NONE	0	0	0	0	N/A	N/A
NONE	0	0	0	0	NONE	0	0	0	0	N/A	N/A
NONE	0	0	0	0	NONE	0	0	0	0	N/A	N/A
NONE	0	0	0	0	NONE	0	0	0	0	N/A	N/A
NONE	0	0	0	0	NONE	0	0	0	0	N/A	N/A
NONE	0	0	0	0	NONE	0	0	0	0	N/A	N/A
NONE	0	0	0	0	NONE	0	0	0	0	N/A	N/A
NONE	0	0	0	0	NONE	0	0	0	0	N/A	N/A
NONE	0	0	0	0	NONE	0	0	0	0	N/A	N/A
NONE	0	0	0	0	NONE	0	0	0	0	N/A	N/A
NONE	0	0	0	0	NONE	0	0	0	0	N/A	N/A
NONE	0	0	0	0	NONE	0	0	0	0	N/A	N/A
NONE	0	0	0	0	NONE	0	0	0	0	N/A	N/A
NONE	0	0	0	0	NONE	0	0	0	0	N/A	N/A

Name of system water delivered to: \_\_\_\_\_  
 ADWR PCC Number: \_\_\_\_\_  
 Source of water delivered to another system: \_\_\_\_\_

Name of system water received from: \_\_\_\_\_  
 ADWR PCC Number: \_\_\_\_\_  
 Source of water received: \_\_\_\_\_  
 Well registry 55# (55-XXXXXX): \_\_\_\_\_

Month	Water withdrawn (gallons)1	Water sold (gallons)2	Water delivered (sold) to other systems (gallons)3	Water received (purchased) from other systems (gallons)4	Estimated authorized use (gallons)5	Purchased Power Expense6	Purchased Power (kWh)7
January	215,130.00	201,010.00	0.00	0.00	0.00	\$216	1,330
February	149,610.00	131,850.00	0.00	0.00	0.00	167	890
March	150,138.00	126,230.00	0.00	0.00	0.00	169	891
April	183,521.00	156,240.00	0.00	0.00	0.00	182	960
May	227,134.00	206,420.00	0.00	0.00	0.00	199	1,183
June	370,157.00	346,800.00	0.00	0.00	0.00	250	1,576
July	364,836.00	319,460.00	0.00	0.00	0.00	311	2,329
August	329,598.00	287,650.00	0.00	0.00	0.00	204	1,219
September	294,016.00	232,360.00	0.00	0.00	0.00	231	1,460
October	310,778.00	162,250.00	0.00	0.00	0.00	177	895
November	313,696.00	239,170.00	0.00	0.00	0.00	205	1,220
December	259,962.00	239,170.00	0.00	0.00	0.00	202	1,210
<b>Totals</b>	<b>3,168,576.00</b>	<b>2,648,610.00</b>	<b>0.00</b>	<b>0.00</b>	<b>0.00</b>	<b>\$2,513</b>	<b>15,163</b>

If applicable, in the space below please provide a description for all un-metered water use along with amounts:  
 NONE

1 Water withdrawn - Total gallons of water withdrawn from pumped sources.  
 2 Water sold - Total gallons from customer meters, and other sales such as construction water.  
 3 Water delivered (sold) to other systems - Total gallons of water delivered to other systems.  
 4 Water received (purchased) from other systems - Total gallons of water purchased/received from other systems.  
 5 Estimated authorized use - Total estimated gallons from authorized metered or unmetered use. Authorized uses such as flushing (mains, services and hydrants) draining/cleaning tanks, process, construction, fire fighting, etc. Non-authorized use (real losses) are service line breaks and leaks, water main breaks, meter inaccuracies and theft.  
 6 Enter the total purchased power costs for the power meters associated with this system.  
 7 Enter the total purchased kWh used by the power meters associated with this system.

Water Utility Plant Description	
Name of the System:	A PETERSEN WATER CO
ADEQ Public Water System Number:	AZ0409032
ADWR PCC Number:	91-000386.0000

MAINS		
Sizes (inches)	Material	Length (feet)
3.00	ABS	650
4.00	ABS	4,350
4.00	AC/PVC	15,000
NA	NA	0
NA	NA	0
NA	NA	0
NA	NA	0
NA	NA	0
NA	NA	0
NA	NA	0
NA	NA	0
NA	NA	0
NA	NA	0
NA	NA	0
NA	NA	0

CUSTOMER METERS			
Size (inches)	Quantity	Percent over 1,00,000 gallons	Percent over 10 years old
5/8 X 3/4	58	0%	0%
NA	0	0%	0%
NA	0	0%	0%
NA	0	0%	0%
NA	0	0%	0%
NA	0	0%	0%
NA	0	0%	0%
NA	0	0%	0%
NA	0	0%	0%
NA	0	0%	0%
NA	0	0%	0%
NA	0	0%	0%
NA	0	0%	0%
NA	0	0%	0%
NA	0	0%	0%
NA	0	0%	0%
NA	0	0%	0%
NA	0	0%	0%
NA	0	0%	0%
NA	0	0%	0%
NA	0	0%	0%
NA	0	0%	0%

SERVICE LINES			
Material	Percent of system	Year installed	
PVC	95%	0	
HDPE	5%	0	
NA	0%	0	
NA	0%	0	
NA	0%	0	

BOOSTER PUMPS			
Horsepower	GPM	Quantity	
5	85	1	
NONE	0	0	
NONE	0	0	
NONE	0	0	

FIRE HYDRANTS	
Type	Quantity
Standard *	0
Other	0

STORAGE TANKS			
Capacity (gallons)	Material	Quantity	Year installed
10,000	GALVANIZED STREET	1	0
10,000	FIBERGLASS	1	0
NONE	NONE	0	0
NONE	NONE	0	0
NONE	NONE	0	0
NONE	NONE	0	0

PRESSURE/BLADDER TANKS			
Capacity (gallons)	Material	Quantity	Year installed
3,000	METAL	1	0
NONE	NONE	0	0
NONE	NONE	0	0
NONE	NONE	0	0
NONE	NONE	0	0
NONE	NONE	0	0

\* A standard fire hydrant has two 2.5 inch hose connection nozzles with 7.5 threads per inch, and one 4.5 inch pumper connection nozzle with 4 threads per inch.

<b>Water Utility Plant Description (Continued)</b>
--

For the following three items, list the utility owned assets in each category for each system.

<b>TREATMENT EQUIPMENT:</b>	NONE
-----------------------------	------

<b>STRUCTURES:</b>	NONE
--------------------	------

<b>OTHER:</b>	30' X 30' CHAIN LINK FENCE
---------------	----------------------------

**Provide a calculation used to determine the value of one water equivalent residential connection (ERC).**

Use one of the following methods:

- (a) If actual flow data are available from the preceding 12 months, divide the total annual single family residence (SFR) gallons sold by the average number of single family residence customers for the same period and divide the result by 365
- (b) If no historical flow data are available, use:  

$$ERC = ( \text{Total SFR gallons sold (Omit 000)} / 365 \text{ days} / 350 \text{ gallons per day} )$$

ERC 

	168
--	-----

  
 Method used: 

(a)
-----

Customer and Other Information	
Name of the System:	A PETERSEN WATER CO
ADEQ Public Water System Number:	AZ0409032
ADWR PCC Number:	91-000386.0000

Month	Number of Customers				
	Single-Family	Multi-Family	Commercial	Turf/Irrigation	Other Non-Residential
January	41	0	0	0	0
February	42	0	0	0	0
March	42	0	0	0	0
April	42	0	0	0	0
May	43	0	0	0	0
June	43	0	0	0	0
July	45	0	0	0	0
August	45	0	0	0	0
September	45	0	0	0	0
October	45	0	0	0	0
November	44	0	0	0	0
December	44	0	0	0	0

If the system has fire hydrants, what is the fire flow requirements?  GPM for  hrs.

Does the system have chlorination treatment?

Does the Company have an ADWR Gallons Per Capita Per Day (GCPCPD) requirement?   
 If yes, provide the GPCPD amount:

Is the Water Utility located in an ADWR Active Management Area (AMA)?   
 If yes, which AMA?

What is the present system connection capacity (in ERCs \*) using existing lines?

What is the future system connection capacity (in ERCs \*) upon service area buildout?

Describe any plans and estimated completion dates for any enlargements or improvements of this system.

NONE

\* an ERC is based on the calculation on the bottom of AR9 page 12.

A. Petersen Water Company, Inc.  
 Annual Report  
 Utility Shutoffs / Disconnects  
 12/31/19

Utility Shutoffs / Disconnects	
Name of the System:	A PETERSEN WATER CO
ADEQ Public Water System Number:	AZ0409032
ADWR PCC Number:	91-000386.0000

Month	Termination without Notice R14-2-410.B	Termination with Notice R14-2-410.C	Other
January	0	0	0
February	0	0	0
March	0	0	0
April	0	0	0
May	0	0	0
June	0	2	0
July	0	1	0
August	0	0	0
September	0	0	0
October	0	0	0
November	0	0	0
December	0	0	0
<b>Total</b>	<b>0</b>	<b>3</b>	<b>0</b>

Other (description):

NA
----

**Instructions:** Fill out the Grey Cells with the relevant information. Input 0 or none if there is nothing recorded in that account or there is no applicable information to report.

A. Petersen Water Company, Inc.  
Annual Report  
Property Taxes  
12/31/19

**Property Taxes**

Amount of actual property taxes paid during Calendar Year 2019 was

\$497

If no property taxes paid, explain why.

NA

**Instructions:** Fill out the Grey Cells with the relevant information. Input 0 or none if there is nothing recorded in that account or there is no applicable information to report.



Verification and Sworn Statement (Taxes)

Verification: State of Arizona I, the undersigned of the  
(state name)

RECEIVED  
UTILITIES DIVISION  
2020 MAY 14 P 2:11

County of (county name):

Navajo

Name (owner or official) title:

DUSTIN DESPAIN, CFO

Company name:

A. Petersen Water Company, Inc.

ARIZONA CORPORATION  
COMMISSIONER

DO SAY THAT THIS ANNUAL UTILITY PROPERTY TAX AND SALES TAX REPORT TO THE ARIZONA CORPORATION COMMISSION.

FOR THE YEAR ENDING: 12/31/19

HAS BEEN PREPARED UNDER MY DIRECTION, FROM THE ORIGINAL BOOKS, PAPERS AND RECORDS OF SAID UTILITY; THAT I HAVE CAREFULLY EXAMINED THE SAME, AND DECLARE THE SAME TO BE A COMPLETE AND CORRECT STATEMENT OF BUSINESS AND AFFAIRS OF SAID UTILITY FOR THE PERIOD COVERED BY THIS REPORT IN RESPECT TO EACH AND EVERY MATTER AND THING SET FORTH, TO THE BEST OF MY KNOWLEDGE, INFORMATION AND BELIEF.

Sworn Statement: I HEREBY ATTEST THAT ALL PROPERTY TAXES FOR SAID COMPANY ARE CURRENT AND PAID IN FULL.

I HEREBY ATTEST THAT ALL SALES TAXES FOR SAID COMPANY ARE CURRENT AND PAID IN FULL.

*[Handwritten Signature]*

signature of owner/official

800-713-8905

telephone no.

SUBSCRIBED AND SWORN TO BEFORE ME A NOTARY PUBLIC  
IN AND FOR THE COUNTY

THIS

13


DAY OF

Cochise  
(county name)

May 2020  
(month) and (year)

MY COMMISSION EXPIRES

10-17-23  
(date)



*[Handwritten Signature]*  
(signature of notary public)

Verification and Sworn Statement

Verification:

State of Arizona I, the undersigned of the  
(state name)  
County of (county name): Navajo  
Name (owner or official) title: DUSTIN DESPAIN, CFO  
Company name: A. Petersen Water Company, Inc.

RECEIVED  
UTILITIES DIVISION  
2020 MAY 14 P 2:14  
ARIZONA CORPORATION

DO SAY THAT THIS ANNUAL UTILITY PROPERTY TAX AND SALES TAX REPORT TO THE ARIZONA CORPORATION COMMISSION.

FOR THE YEAR ENDING: 12/31/19

HAS BEEN PREPARED UNDER MY DIRECTION, FROM THE ORIGINAL BOOKS, PAPERS AND RECORDS OF SAID UTILITY; THAT I HAVE CAREFULLY EXAMINED THE SAME, AND DECLARE THE SAME TO BE A COMPLETE AND CORRECT STATEMENT OF BUSINESS AND AFFAIRS OF SAID UTILITY FOR THE PERIOD COVERED BY THIS REPORT IN RESPECT TO EACH AND EVERY MATTER AND THING SET FORTH, TO THE BEST OF MY KNOWLEDGE, INFORMATION AND BELIEF.

Sworn Statement: IN ACCORDANCE WITH THE REQUIREMENTS OF TITLE 40, ARTICLE 8, SECTION 40-401, ARIZONA REVISED STATUTES, IT IS HEREIN REPORTED THAT THE GROSS OPERATING REVENUE OF SAID UTILITY DERIVED FROM ARIZONA INTRASTATE UTILITY OPERATIONS DURING THE CALENDAR YEAR WAS:

Arizona Intrastate Gross Operating Revenues Only (\$)

\$38,682

(The amount in the box above includes

\$2,230 in sales taxes  
billed or collected)

*[Handwritten signature]*

signature of owner/official

800-713-8905

telephone no.

SUBSCRIBED AND SWORN TO BEFORE ME A NOTARY PUBLIC  
IN AND FOR THE COUNTY

THIS

13


DAY OF

Cochise  
(county name)

May 2020  
(month) and (year)

MY COMMISSION EXPIRES

10-17-23  
(date)



*[Handwritten signature]*  
(signature of notary public)

**Verification and Sworn Statement (Residential Revenue)**

**Verification:**

State of Arizona  
(state name)

I, the undersigned of the RECEIVED  
UTILITIES DIVISION

County of (county name):

Navajo 7000 MAY 14 P 2:15

Name (owner or official) title:

DUSTIN DESPAIN, CFO

Company name:

A. Petersen Water Company, Inc.  
ARIZONA CORPORATION COMMISSION

DO SAY THAT THIS ANNUAL UTILITY PROPERTY TAX AND SALES TAX REPORT TO THE ARIZONA CORPORATION COMMISSION.

FOR THE YEAR ENDING: 12/31/19

HAS BEEN PREPARED UNDER MY DIRECTION, FROM THE ORIGINAL BOOKS, PAPERS AND RECORDS OF SAID UTILITY; THAT I HAVE CAREFULLY EXAMINED THE SAME, AND DECLARE THE SAME TO BE A COMPLETE AND CORRECT STATEMENT OF BUSINESS AND AFFAIRS OF SAID UTILITY FOR THE PERIOD COVERED BY THIS REPORT IN RESPECT TO EACH AND EVERY MATTER AND THING SET FORTH, TO THE BEST OF MY KNOWLEDGE, INFORMATION AND BELIEF.

**Sworn Statement:** IN ACCORDANCE WITH THE REQUIREMENTS OF TITLE 40, ARTICLE 8, SECTION 40-401, ARIZONA REVISED STATUTES, IT IS HEREIN REPORTED THAT THE GROSS OPERATING REVENUE OF SAID UTILITY DERIVED FROM ARIZONA INTRASTATE UTILITY OPERATIONS RECEIVED FROM RESIDENTIAL CUSTOMERS DURING THE CALENDAR YEAR WAS:

Arizona Intrastate Gross Operating Revenues Only (\$)

\$38,682

(The amount in the box above includes \$2,230 in sales taxes billed or collected)


[Signature]  
signature of owner/official

800-713-8905  
telephone no.

SUBSCRIBED AND SWORN TO BEFORE ME A NOTARY PUBLIC  
IN AND FOR THE COUNTY Cochise  
(county name)

THIS 13 DAY OF May 2020  
(month) and (year)

MY COMMISSION EXPIRES 10-17-23  
(date)

 TRESSA MERRILL  
Notary Public, State of Arizona  
Cochise County  
Commission # 572184  
My Commission Expires  
October 17, 2023

[Signature]  
(signature of notary public)

**Full Gross-up Method for Income Tax Statement of Certification**

**Verification:**

State of Arizona I, the undersigned of the  
(state name)

County of (county name): Navajo  
Name (owner or official) title: DUSTIN DESPAIN, CFO  
Company name: A. Petersen Water Company, Inc.

FOR THE YEAR ENDING: 12/31/19

**Sworn Statement:**

IN ACCORDANCE WITH THE REQUIREMENTS OF DECISION NO. 77084, BECAUSE THE UTILITY REQUIRES THE GROSS UP OF ADVANCES AND CONTRIBUTIONS, I HEREBY STATE THAT THE UTILITY HAS NOT INCURRED NOR IS EXPECTED TO INCUR A NET INCREASE IN CURRENT INCOME TAX EXPENSE OR A DECREASE IN DEFERRED TAX ASSET FOR A CARRY FORWARD ACCORDING TO GAAP IN AN AMOUNT EQUAL TO OR GREATER THAN THE AMOUNT OF THE REQUIRED GROSS UP PAID BY DEVELOPERS IN THE PERIOD COVERED BY THIS ANNUAL REPORT.

*[Handwritten Signature]*

signature of owner/official

800-713-8905  
telephone no.

SUBSCRIBED AND SWORN TO BEFORE ME A NOTARY PUBLIC  
IN AND FOR THE COUNTY

Cochise  
(county name)

THIS

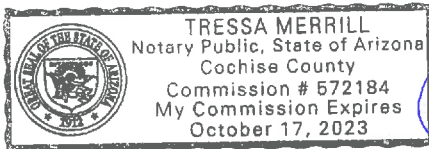
13

DAY OF

May 2020  
(month) and (year)

MY COMMISSION EXPIRES

10-17-23  
(date)



*[Handwritten Signature]*

(signature of notary public)