

**ANNUAL REPORT**

Of

Company Name: **ABRA WATER COMPANY, INC.**  
PO Box 515

Mailing Address: **Paulden AZ**  
**86334**

Docket No.: **W-01782A**  
For the Year Ended: **12/31/21**

**RECEIVED  
BY EMAIL**  
05/02/2022, 3:00 PM  
**ARIZONA CORPORATION COMMISSION  
UTILITIES DIVISION**

**WATER UTILITY**

To

Arizona Corporation Commission

**Due on April 15th**

Email: [Util-Compliance@azcc.gov](mailto:Util-Compliance@azcc.gov), mail or deliver the completed Annual Report to:  
Arizona Corporation Commission  
Compliance Section - Utilities Division  
1200 West Washington Street  
Phoenix, Arizona 85007

Application Type: **Original Filing**  
Application Date: **6/20/2022**

ARIZONA CORPORATION COMMISSION  
WATER UTILITY ANNUAL REPORT  
ABRA WATER COMPANY, INC.  
A Class  Utility

For the Calendar Year Ended:

Primary Address:   
City:  State:  Zip Code:

Telephone Number:

Date of Original Organization of Utility:

Person to whom correspondence should be addressed concerning this report:

Name:   
Telephone No. :   
Address:   
City:  State:  Zip Code:   
Email:

Name:   
Telephone No. :   
Address:   
City:  State:  Zip Code:   
Email:

Name:   
Telephone No. :   
Address:   
City:  State:  Zip Code:   
Email:

Name:   
Telephone No. :   
Address:   
City:  State:  Zip Code:   
Email:

Name:   
Telephone No. :   
Address:   
City:  State:  Zip Code:   
Email:

Ownership:

Counties Served:

<b>Important changes during the year</b>
--

	For those companies not subject to the affiliated interest rules, has there been a change in ownership or direct control during the year?
	If yes, please provide specific details in the box below.
	n/a

	Has the company been notified by any other regulatory authorities during the year, that they are out of compliance?
	If yes, please provide specific details in the box below.
	n/a

ABRA WATER COMPANY, INC.

Annual Report

Utility Plant in Service (Water)

12/31/21

Utility Plant in Service (Water)							
Account No.	Description	Beginning Year Original Cost	Current Year Additions	Current Year Retirements	Adjusted Original Cost	Accumulated Depreciation	OCLD (OC less AD)
301	Organization	\$508	\$0	\$0	\$508	\$0	\$508
302	Franchises	787	\$0	\$0	787	0	787
303	Land and Land Rights	15,044	\$0	\$0	15,044	0	15,044
304	Structures and Improvements	91,262	\$0	\$0	91,262	38,692	52,570
305	Collecting & Improving Reservoirs	2,800	\$0	\$0	2,800	583	2,217
306	Lake, River, Canal Intakes	0	\$0	\$0	0	0	0
307	Wells and Springs	10,075	\$0	\$0	10,075	2,923	7,152
308	Infiltration Galleries	0	\$0	\$0	0	0	0
309	Supply Mains	0	\$0	\$0	0	0	0
310	Power Generation Equipment	0	\$0	\$0	0	0	0
311	Pumping Equipment	78,316	\$0	\$0	78,316	67,194	11,122
320	Water Treatment Equipment	0	\$0	\$0	0	0	0
320.1	Water Treatment Plants	145,002	\$0	\$0	145,002	69,314	75,688
320.2	Solution Chemical Feeders	0	704	\$0	704	12	692
320.3	Point-of-Use Treatment Devices	134,268	\$0	\$0	134,268	134,268	0
330	Distribution Reservoirs and Standpipes	0	\$0	\$0	0	0	0
330.1	Storage Tanks	197,626	\$0	\$0	197,626	87,773	109,853
330.2	Pressure Tanks	0	\$0	\$0	0	0	0
331	Transmission and Distribution Mains	749,933	2,443	\$0	752,376	434,133	318,243
333	Services	157,627	4,959	\$0	162,586	117,804	44,782
334	Meters and Meter Installations	23,338	\$0	\$0	23,338	13,082	10,256
335	Hydrants	0	\$0	\$0	0	0	0
336	Backflow Prevention Devices	0	\$0	\$0	0	0	0
339	Other Plant and Misc. Equipment	0	\$0	\$0	0	0	0
340	Office Furniture and Equipment	338	\$0	\$0	338	80	258
340.1	Computer & Software	1,617	\$0	\$0	1,617	1,407	210
341	Transportation Equipment	0	\$0	\$0	0	0	0
342	Stores Equipment	0	\$0	\$0	0	0	0
343	Tools, Shop and Garage Equipment	0	\$0	\$0	0	0	0
344	Laboratory Equipment	0	\$0	\$0	0	0	0
345	Power Operated Equipment	26,000	\$0	\$0	26,000	7,156	18,844
346	Communication Equipment	12,247	\$0	\$0	12,247	10,076	2,171
347	Miscellaneous Equipment	94	\$0	\$0	94	94	0
348	Other Tangible Plant	0	\$0	\$0	0	0	0
	<b>Totals</b>	<b>\$1,646,882</b>	<b>\$8,106</b>	<b>\$0</b>	<b>\$1,654,988</b>	<b>\$984,591</b>	<b>\$670,397</b>

ABRA WATER COMPANY, INC.  
Annual Report  
Depreciation Expense for the Current Year (Water)  
12/31/21

Depreciation Expense for the Current Year (Water)									
Account No.	Description	Beginning Year Original Cost	Current Year Additions	Current Year Retirements	Adjusted Original Cost	Fully Depreciated/Non-depreciable Plant	Depreciable Plant	Depreciation Percentages	Depreciation Expense
301	Organization	\$508	\$0	\$0	\$508	\$508	\$0	0.00%	\$0
302	Franchises	787	0	0	787	787	0	0.00%	0
303	Land and Land Rights	15,044	0	0	15,044	15,044	0	0.00%	0
304	Structures and Improvements	91,262	0	0	91,262	0	91,262	3.33%	3,039
305	Collecting & Improving Reservoirs	2,800	0	0	2,800	0	2,800	2.50%	70
306	Lake, River, Canal Intakes	0	0	0	0	0	0	0.00%	0
307	Wells and Springs	10,075	0	0	10,075	0	10,075	3.33%	335
308	Infiltration Galleries	0	0	0	0	0	0	0.00%	0
309	Supply Mains	0	0	0	0	0	0	0.00%	0
310	Power Generation Equipment	0	0	0	0	0	0	0.00%	0
311	Pumping Equipment	78,316	0	0	78,316	705	77,611	12.50%	9,701
320	Water Treatment Equipment	0	0	0	0	0	0	0.00%	0
320.1	Water Treatment Plants	145,002	0	0	145,002	0	145,002	3.33%	4,829
320.2	Solution Chemical Feeders	0	704	0	704	0	704	3.33%	12
320.3	Point-of-Use Treatment Devices	134,268	0	0	134,268	32,800	101,468	0.00%	0
330	Distribution Reservoirs and Standpipes	0	0	0	0	0	0	0.00%	0
330.1	Storage Tanks	197,626	0	0	197,626	0	197,626	2.22%	4,387
330.2	Pressure Tanks	0	0	0	0	0	0	0.00%	0
331	Transmission and Distribution Mains	749,933	2,443	0	752,376	0	752,376	2.00%	15,023
333	Services	157,627	4,959	0	162,586	0	162,586	3.33%	5,332
334	Meters and Meter Installations	23,338	0	0	23,338	0	23,338	8.33%	1,944
335	Hydrants	0	0	0	0	0	0	0.00%	0
336	Backflow Prevention Devices	0	0	0	0	0	0	0.00%	0
339	Other Plant and Misc. Equipment	0	0	0	0	0	0	0.00%	0
340	Office Furniture and Equipment	338	0	0	338	0	338	6.67%	23
340.1	Computer & Software	1,617	0	0	1,617	110	1,507	20.00%	301
341	Transportation Equipment	0	0	0	0	0	0	0.00%	0
342	Stores Equipment	0	0	0	0	0	0	0.00%	0
343	Tools, Shop and Garage Equipment	0	0	0	0	0	0	0.00%	0
344	Laboratory Equipment	0	0	0	0	0	0	0.00%	0
345	Power Operated Equipment	26,000	0	0	26,000	0	26,000	5.00%	1,300
346	Communication Equipment	12,247	0	0	12,247	0	12,247	10.00%	1,225
347	Miscellaneous Equipment	94	0	0	94	93	1	10.00%	0
348	Other Tangible Plant	0	0	0	0	0	0	0.00%	0
	<b>Subtotal</b>	<b>\$1,646,882</b>	<b>\$8,106</b>	<b>\$0</b>	<b>\$1,654,988</b>	<b>\$50,047</b>	<b>\$1,604,941</b>		<b>\$47,521</b>

Contribution(s) in Aid of Construction (Gross)	\$520,320
Less: Non Amortizable Contribution(s)	
Fully Amortized Contribution(s)	
Amortizable Contribution(s)	\$520,320
Times: Proposed Amortization Rate	2.96%
<b>Amortization of CIAC</b>	<b>\$15,406</b>

Less: Amortization of CIAC \$15,406

**DEPRECIATION EXPENSE** **\$32,115**

ABRA WATER COMPANY, INC.

Annual Report

Balance Sheet Assets

12/31/21

<b>Balance Sheet Assets</b>				
	<b>Assets</b>		<b>Balance at Beginning of Year (2021)</b>	<b>Balance at End of Year (2021)</b>
<b>Account No.</b>	<b>Current and Accrued Assets</b>			
131	Cash		\$189,620	\$283,321
134	Working Funds		0	0
135	Temporary Cash Investments		0	0
141	Customer Accounts Receivable		13,729	14,372
146	Notes Receivable from Associated Companies		0	0
151	Plant Material and Supplies		0	0
162	Prepayments		0	0
174	Miscellaneous Current and Accrued Assets		44,785	45,964
	<b>Total Current and Accrued Assets</b>		<b>\$248,134</b>	<b>\$343,657</b>
<b>Account No.</b>	<b>Fixed Assets</b>			
101	Utility Plant in Service*		\$1,646,882	\$1,654,988
103	Property Held for Future Use		0	0
105	Construction Work in Progress		0	0
108	Accumulated Depreciation (enter as negative)*		(913,958)	(984,591)
121	Non-Utility Property		26,530	23,785
122	Accumulated Depreciation - Non Utility		0	0
	<b>Total Fixed Assets</b>		<b>\$759,454</b>	<b>\$694,182</b>
	<b>Total Assets</b>		<b>\$1,007,588</b>	<b>\$1,037,839</b>

\*Note these items feed automatically from AR3 UPIS Page 4

ABRA WATER COMPANY, INC.  
Annual Report  
Balance Sheet Liabilities and Owners Equity

<b>Balance Sheet Liabilities and Owners Equity</b>				
	<b>Liabilities</b>		<b>Balance at Beginning of Year (2021)</b>	<b>Balance at End of Year (2021)</b>
<b>Account No.</b>	<b>Current Liabilities</b>			
231	Accounts Payable		\$0	\$232
232	Notes Payable (Current Portion)		0	0
234	Notes Payable to Associated Companies		0	0
235	Customer Deposits		19,425	19,875
236	Accrued Taxes		1,376	1,518
237	Accrued Interest		0	0
242	Miscellaneous Current and Accrued Liabilities		0	0
	<b>Total Current Liabilities</b>		<b>\$20,801</b>	<b>\$21,625</b>
	<b>Long Term Debt</b>			
224	Long Term Debt (Notes and Bonds)		\$148,837	\$118,075
	<b>Deferred Credits</b>			
251	Unamortized Premium on Debt		\$0	\$0
252	Advances in Aid of Construction		58,698	63,661
255	Accumulated Deferred Investment Tax Credits		0	0
271	Contributions in Aid of Construction		520,320	520,320
272	Less: Amortization of Contributions		(431,279)	(446,687)
281	Accumulated Deferred Income Tax		0	0
	<b>Total Deferred Credits</b>		<b>\$147,739</b>	<b>\$137,294</b>
	<b>Total Liabilities</b>		<b>\$317,377</b>	<b>\$276,994</b>
	<b>Capital Accounts</b>			
201	Common Stock Issued		\$10,000	\$10,000
211	Other Paid-In Capital		418,915	418,915
215	Retained Earnings		236,143	329,886
218	Proprietary Capital (Sole Props and Partnerships)		25,154	2,043
	<b>Total Capital</b>		<b>\$690,212</b>	<b>\$760,844</b>
	<b>Total Liabilities and Capital</b>		<b>\$1,007,589</b>	<b>\$1,037,838</b>

**Note: Total liabilities and Capital must match total assets for the beginning and end of the year!**

ABRA WATER COMPANY, INC.  
Annual Report  
Water Comparative Income Statement  
12/31/21

<b>Water Comparative Income Statement</b>			
Account No.	Calendar Year	Current Year 01/01/2021 - 12/31/2021	Last Year 01/01/2020 - 12/31/2020
	<b>Operating Revenue</b>		
461	Metered Water Revenue	\$314,459	\$309,681
460	Unmetered Water Revenue	0	0
462	Fire Protection Revenue	0	0
469	Guaranteed Revenues (Surcharges)	0	0
471	Miscellaneous Service Revenues	0	0
474	Other Water Revenue	36,902	30,876
	<b>Total Revenues</b>	<b>\$351,361</b>	<b>\$340,557</b>
	<b>Operating Expenses</b>		
601	Salaries and Wages	\$0	\$0
604	Employee Pensions and Benefits	0	0
610	Purchased Water	0	0
615	Purchased Power	22,309	21,470
618	Chemicals	323	356
620	Materials and Supplies	16,893	16,706
620.1	Repairs and Maintenance	0	0
620.2	Office Supplies and Expense	10,178	11,318
630	Contractual Services	0	0
631	Contractual Services - Engineering	0	18,203
632	Contractual Services - Accounting	1,925	2,198
633	Contractual Services - Legal	0	0
634	Contractual Services - Management Fees	121,200	120,600
635	Contractual Services - Water Testing	4,560	1,709
636	Contractual Services - Other	4,628	0
640	Rents	14,866	14,829
641	Rental of Building/Real Property	0	0
642	Rental of Equipment	0	0
650	Transportation Expenses	3,377	5,425
657	Insurance - General Liability	5,026	4,458
657.1	Insurance - Health and Life	0	0
665	Regulatory Commission Expense - Rate	0	0
670	Bad Debt Expense	0	0
675	Miscellaneous Expense	0	327
403	Depreciation Expense (From Schedule AR4)	32,115	54,405
408	Taxes Other Than Income	(253)	324
408.11	Property Taxes	10,115	9,855
409	Income Taxes	660	0
427.1	Customer Security Deposit Interest	0	0
	<b>Total Operating Expenses</b>	<b>\$247,922</b>	<b>\$282,183</b>
	<b>Operating Income / (Loss)</b>	<b>\$103,439</b>	<b>\$58,374</b>
	<b>Other Income / (Expense)</b>		
419	Interest and Dividend Income	\$36	\$38
421	Non-Utility Income	0	0
426	Miscellaneous Non-Utility (Expense)	(6,425)	(7,058)
427	Interest (Expense)	(3,585)	(4,130)
	<b>Total Other Income / (Expense)</b>	<b>(\$9,974)</b>	<b>(\$11,150)</b>
	<b>Net Income / (Loss)</b>	<b>\$93,465</b>	<b>\$47,224</b>



ABRA WATER COMPANY, INC.  
 Annual Report  
 Full time equivalent employees  
 12/31/21

**Full time equivalent employees**

	Direct Company	Allocated	Outside service	Total
President	0.0	0.0	0.4	0.4
Vice-president	0.0	0.0	0.0	0.0
Manager	0.0	0.0	0.4	0.4
Engineering Staff	0.0	0.0	0.0	0.0
System Operator(s)	0.0	0.0	0.7	0.7
Meter reader	0.0	0.0	0.2	0.2
Customer Service	0.0	0.0	0.5	0.5
Accounting	0.0	0.0	0.2	0.2
Business Office	0.0	0.0	0.8	0.8
Rates Department	0.0	0.0	0.0	0.0
Administrative Staff	0.0	0.0	0.2	0.2
Other	0.0	0.0	0.0	0.0
<b>Total</b>	0.0	0.0	3.4	3.4

ABRA WATER COMPANY, INC.  
 Annual Report  
 Supplemental Financial Data (Long-Term Debt)  
 12/31/21

Supplemental Financial Data (Long-Term Debt)				
	Loan #1	Loan #2	Loan #3	Loan #4
Date Issued		9/15/2003	9/6/2006	
Source of Loan		WIFA	WIFA	
ACC Decision No.		65917	68693	
Reason for Loan		STORAGE TANK	ARSENIC PLANT	
Dollar Amt. Issued		\$163,888	\$186,499	
Amount Outstanding		\$18,816	\$87,085	
Date of Maturity		8/1/2023	8/1/2026	
Interest Rate		4.20%	5.60%	
Current Year Interest		\$292	\$2,319	
Current Year Principal		\$10,148	\$14,526	

Meter Deposit Balance at Test Year End:	\$19,875
---	----------

Meter Deposits Refunded During the Test Year:	\$6,900
---	---------

<i>List all bonds, notes, loans, and other types of indebtedness in which the proceeds were used in the provision of public utility service. Indebtedness incurred for personal uses by the owner of the utility should <u>not</u> be listed. Input 0 or none if there is nothing to report for that cell.</i>
--





<b>Water Utility Plant Description (Continued)</b>
--

**For the following three items, list the utility owned assets in each category for each system.**

<b>TREATMENT EQUIPMENT:</b>	Chlorine treatment system. Arsenic treatment system.
-----------------------------	--

<b>STRUCTURES:</b>	Chlorine treatment building. Arsenic treatment building. Water haul standpipe. 2 storage tanks. Booster station pump house.
--------------------	---

<b>OTHER:</b>	None
---------------	------

**Provide a calculation used to determine the value of one water equivalent residential connection (ERC).**

Use one of the following methods:

- (a) If actual flow data are available from the preceding 12 months, divide the total annual single family residence (SFR) gallons sold by the average number of single family residence customers for the same period and divide the result by
- (b) If no historical flow data are available, use:  

$$ERC = ( \text{Total SFR gallons sold (Omit 000)} / 365 \text{ days} / 350 \text{ gallons per day} )$$

ERC 

188
-----

  
 Method used: 

(a)
-----

Customer and Other Information	
Name of the System:	ABRA WATER COMPANY, INC.
ADEQ Public Water System Number:	13-001
ADWR PCC Number:	91-000605.0000

Month	Number of Customers				
	Single-Family	Multi-Family	Commercial	Turf/Irrigation	Other Non-Residential
January	716	0	8	0	0
February	723	0	8	0	0
March	727	0	8	0	0
April	724	0	8	0	0
May	726	0	8	0	0
June	727	0	7	0	0
July	727	0	8	0	0
August	737	0	9	0	0
September	740	0	9	0	0
October	739	0	9	0	0
November	742	0	9	0	0
December	738	0	9	0	0

If the system has fire hydrants, what is the fire flow requirements?  GPM for  hrs.

Does the system have chlorination treatment?

Does the Company have an ADWR Gallons Per Capita Per Day (GPCPD) requirement?   
 If yes, provide the GPCPD amount:

Is the Water Utility located in an ADWR Active Management Area (AMA)?   
 If yes, which AMA?

What is the present system connection capacity (in ERCs \*) using existing lines?

What is the future system connection capacity (in ERCs \*) upon service area buildout?

Describe any plans and estimated completion dates for any enlargements or improvements of this system.

\* an ERC is based on the calculation on the bottom of AR9 page 12.

ABRA WATER COMPANY, INC.  
 Annual Report  
 Utility Shutoffs / Disconnects  
 12/31/21

Utility Shutoffs / Disconnects	
Name of the System:	ABRA WATER COMPANY, INC.
ADEQ Public Water System Number:	13-001
ADWR PCC Number:	91-000605.0000

Month	Termination without Notice R14-2-410.B	Termination with Notice R14-2-410.C	Other
January	0	4	0
February	0	5	0
March	0	1	0
April	0	0	0
May	0	0	0
June	0	5	0
July	0	3	0
August	0	1	0
September	0	5	0
October	0	0	0
November	0	10	0
December	0	3	0
<b>Total</b>	<b>0</b>	<b>37</b>	<b>0</b>

**Other (description):**

**Instructions:** Fill out the Grey Cells with the relevent information. Input 0 or none if there is nothing recorded in that account or there is no applicable information to report.

ABRA WATER COMPANY, INC.  
Annual Report  
Property Taxes  
12/31/21

**Property Taxes**

Amount of actual property taxes paid during Calendar Year 2021 was

\$10,115

If no property taxes paid, explain why.

Grey cell for explanation of no property taxes paid.

**Instructions:** Fill out the Grey Cells with the relevant information. Input 0 or none if there is nothing recorded in that account or there is no applicable information to report.



RECEIVED  
BY EMAIL

05/02/2022, 3:00 PM

ARIZONA CORPORATION COMMISSION  
UTILITIES DIVISION

ABRA WATER COMPANY, INC.  
Annual Report  
Verification and Sworn Statement (Taxes)  
12/31/21

Verification and Sworn Statement (Taxes)

Verification: State of ARIZONA I, the undersigned of the  
(state name)

County of (county name): YAVAPAI  
Name (owner or official) title: ROD YARBRO SEC/TREASURER  
Company name: ABRA WATER COMPANY, INC.

DO SAY THAT THIS ANNUAL UTILITY PROPERTY TAX AND SALES TAX REPORT TO THE ARIZONA CORPORATION COMMISSION.

FOR THE YEAR ENDING: 12/31/21

HAS BEEN PREPARED UNDER MY DIRECTION. FROM THE ORIGINAL BOOKS, PAPERS AND RECORDS OF SAID UTILITY; THAT I HAVE CAREFULLY EXAMINED THE SAME. AND DECLARE THE SAME TO BE A COMPLETE AND CORRECT STATEMENT OF BUSINESS AND AFFAIRS OF SAID UTILITY FOR THE PERIOD COVERED BY THIS REPORT IN RESPECT TO EACH AND EVERY MATTER AND THING SET FORTH. TO THE BEST OF MY KNOWLEDGE, INFORMATION AND BELIEF.

Sworn Statement:

*[Handwritten Signature]*

signature of owner/official

\_\_\_\_\_


telephone no.

SUBSCRIBED AND SWORN TO BEFORE ME A NOTARY PUBLIC  
IN AND FOR THE COUNTY

THIS 2 DAY OF Yavapai  
May, 2022  
(month) and (year)

MY COMMISSION EXPIRES

6/22/2025  
(date)



*[Handwritten Signature: Camilla Horst]*  
(signature of notary public)

Verification and Sworn Statement

Verification:

State of ARIZONA I, the undersigned of the  
(state name)  
County of (county name): YAVAPAI  
Name (owner or official) title: ROD YARBRO SEC/TREASURER  
Company name: ABRA WATER COMPANY, INC.

DO SAY THAT THIS ANNUAL UTILITY PROPERTY TAX AND SALES TAX REPORT TO THE ARIZONA CORPORATION COMMISSION.

FOR THE YEAR ENDING: 12/31/21

HAS BEEN PREPARED UNDER MY DIRECTION, FROM THE ORIGINAL BOOKS, PAPERS AND RECORDS OF SAID UTILITY; THAT I HAVE CAREFULLY EXAMINED THE SAME, AND DECLARE THE SAME TO BE A COMPLETE AND CORRECT STATEMENT OF BUSINESS AND AFFAIRS OF SAID UTILITY FOR THE PERIOD COVERED BY THIS REPORT IN RESPECT TO EACH AND EVERY MATTER AND THING SET FORTH, TO THE BEST OF MY KNOWLEDGE, INFORMATION AND BELIEF.

Sworn Statement: IN ACCORDANCE WITH THE REQUIREMENTS OF TITLE 40, ARTICLE 8, SECTION 40-401, ARIZONA REVISED STATUTES, IT IS HEREIN REPORTED THAT THE GROSS OPERATING REVENUE OF SAID UTILITY DERIVED FROM ARIZONA INTRASTATE UTILITY OPERATIONS DURING THE CALENDAR YEAR WAS:


Arizona Intrastate Gross Operating Revenues Only (\$)

\$372,830  
(The amount in the box above includes  
\$21,469 in sales taxes  
billed or collected)

[Signature]  
signature of owner/official  
0  
telephone no.

SUBSCRIBED AND SWORN TO BEFORE ME A NOTARY PUBLIC  
IN AND FOR THE COUNTY Yavapai  
(county name)  
THIS 2 DAY OF May, 2022  
(month) and (year)

MY COMMISSION EXPIRES 6/22/2025  
(date)



[Signature]  
(signature of notary public)

Verification and Sworn Statement (Residential Revenue)

Verification:

State of ARIZONA I, the undersigned of the  
(state name)

County of (county name): YAVAPAI  
Name (owner or official) title: ROD YARBRO SEC/TREASURER  
Company name: ABRA WATER COMPANY, INC.

DO SAY THAT THIS ANNUAL UTILITY PROPERTY TAX AND SALES TAX REPORT TO THE ARIZONA CORPORATION COMMISSION.

FOR THE YEAR ENDING: 12/31/21

HAS BEEN PREPARED UNDER MY DIRECTION, FROM THE ORIGINAL BOOKS, PAPERS AND RECORDS OF SAID UTILITY; THAT I HAVE CAREFULLY EXAMINED THE SAME, AND DECLARE THE SAME TO BE A COMPLETE AND CORRECT STATEMENT OF BUSINESS AND AFFAIRS OF SAID UTILITY FOR THE PERIOD COVERED BY THIS REPORT IN RESPECT TO EACH AND EVERY MATTER AND THING SET FORTH, TO THE BEST OF MY KNOWLEDGE, INFORMATION AND BELIEF.

Sworn Statement:

IN ACCORDANCE WITH THE REQUIREMENTS OF TITLE 40, ARTICLE 8, SECTION 40-401, ARIZONA REVISED STATUTES, IT IS HEREIN REPORTED THAT THE GROSS OPERATING REVENUE OF SAID UTILITY DERIVED FROM ARIZONA INTRASTATE UTILITY OPERATIONS RECEIVED FROM RESIDENTIAL CUSTOMERS DURING THE CALENDAR YEAR WAS:

Arizona Intrastate-Gross Operating Revenues Only (\$)

\$372,830

(The amount in the box above includes

\$21,469 in sales taxes

billed or collected)

*[Handwritten Signature]*

signature of owner/official

0

telephone no.

SUBSCRIBED AND SWORN TO BEFORE ME A NOTARY PUBLIC  
IN AND FOR THE COUNTY

Yavapai

(county name)

THIS

2

DAY OF


May, 2022

(month) and (year)

MY COMMISSION EXPIRES

6/22/2025

(date)



*[Handwritten Signature: Camilla Horst]*  
(signature of notary public)

ABRA WATER COMPANY, INC.  
Annual Report  
for Income Tax Statement of Certification  
12/31/21

**for Income Tax Statement of Certification**

**Verification:**

State of ARIZONA, the undersigned of the  
(state name)

County of (county name): YAVAPAI  
Name (owner or official) title: ROD YARBRO SEC/TREASURER  
Company name: ABRA WATER COMPANY, INC.

FOR THE YEAR ENDING: 12/31/21

**Sworn Statement:**

IN ACCORDANCE WITH THE REQUIREMENTS OF DECISION NO. 77084, BECAUSE THE UTILITY REQUIRES THE GROSS UP OF ADVANCES AND CONTRIBUTIONS, I HEREBY STATE THAT THE UTILITY A NET INCREASE IN CURRENT INCOME TAX EXPENSE OR A DECREASE IN DEFERRED TAX ASSET FOR A CARRY FORWARD ACCORDING TO GAAP IN AN AMOUNT EQUAL TO OR GREATER THAN THE AMOUNT OF THE REQUIRED GROSS UP PAID BY DEVELOPERS IN THE PERIOD COVERED BY THIS ANNUAL REPORT.


[Signature]  
signature of owner/official

0  
telephone no.

SUBSCRIBED AND SWORN TO BEFORE ME A NOTARY PUBLIC  
IN AND FOR THE COUNTY Yavapai  
(county name)

THIS 2 DAY OF May, 2022  
(month) and (year)

MY COMMISSION EXPIRES 6/22/2025  
(date)



Camilla Horst  
(signature of notary public)