

# ANNUAL REPORT

Of

Company Name: Adaman Mutual Water Company  
16251 W Glendale Ave

Mailing Address: Litchfield Park AZ  
85340

Docket No.: W-01997A  
For the Year Ended: 12/31/16

RECEIVED

APR 17 2017

ARIZONA CORP COMMISSION  
UTILITIES DIVISION - DIRECTOR'S OFFICE

## WATER UTILITY

To

Arizona Corporation Commission

### Due on April 15th

Email: [rdefafuente@azcc.gov](mailto:rdefafuente@azcc.gov), mail or deliver the completed Annual Report to:

Arizona Corporation Commission  
Compliance Section - Utilities Division  
1200 West Washington Street  
Phoenix, Arizona 85007

Application Type:  
Application Date:

Original Filing

2016

5-2-17

ARIZONA CORPORATION COMMISSION  
WATER UTILITY ANNUAL REPORT  
Adaman Mutual Water Company  
A Class  Utility

1. For the Calendar Year Ended: 12/31/16

2. Address: 

16251 W. Glendale Ave.			
City:	Litchfield Park	State:	Arizona
		Zip Code:	85340

3. Telephone Number: 

623-935-2837
--------------

4. Date of Original Organization of Utility: 

Nov. 1943
-----------

5. Person to whom correspondence should be addressed concerning this report:

Name: 

Mary Couchie
--------------

  
Telephone No. : 

623-935-2837
--------------

  
Address: 

16251 W. Glendale Ave.			
City:	Litchfield Park	State:	Arizona
		Zip Code:	85340

  
Email: 

mary@adamanwater.com
----------------------

6. On-Site Manager:

Name: 

Dave Schofield
----------------

  
Telephone No. : 

623-935-2837
--------------

  
Address: 

16251 W. Glendale Ave.			
City:	Litchfield Park	State:	Arizona
		Zip Code:	85340

  
Email: 

dave@adamanwater.com
----------------------

7. Ownership: 

"C" Corporation
-----------------

8. Counties Served: 

Maricopa
----------

Adaman Mutual Water Company  
Annual Report  
Utility Plant in Service (Water)  
12/31/16

Utility Plant in Service (Water)				
Account No.	Description	Original Cost	Accumulated Depreciation	OCLD (OC less AD)
301	Organization			\$0
302	Franchises			0
303	Land and Land Rights			0
304	Structures and Improvements	10,053	10,053	0
305	Collecting & Improving Reservoirs	45,548	43,460	2,088
306	Lake, River, Canal Intakes			0
307	Wells and Springs	496,307	54,140	442,167
308	Infiltration Galleries			0
309	Supply Mains			0
310	Power Generation Equipment			0
311	Pumping Equipment	87,800	84,700	3,100
320	Water Treatment Equipment			
320.1	Water Treatment Plants	845,554	270,659	574,895
320.2	Solution Chemical Feeders			0
320.3	Point-of-Use Treatment Devices			0
330	Distribution Reservoirs and Standpipes			
330.1	Storage Tanks			0
330.2	Pressure Tanks		0	0
331	Transmission and Distribution Mains	415,760	231,275	184,485
333	Services			0
334	Meters and Meter Installations	82,679	71,187	11,492
335	Hydrants	2,541	2,541	0
336	Backflow Prevention Devices	965	965	0
339	Other Plant and Misc. Equipment	31,188	11,520	19,668
340	Office Furniture and Equipment	5,048	4,324	724
340.1	Computer & Software			0
341	Transportation Equipment	60,348	22,771	37,577
342	Stores Equipment			0
343	Tools, Shop and Garage Equipment	3,746	3,746	0
344	Laboratory Equipment			0
345	Power Operated Equipment			0
346	Communication Equipment			0
347	Miscellaneous Equipment			0
348	Other Tangible Plant			0
	<b>Totals</b>	<b>\$2,087,537</b>	<b>\$811,342</b>	<b>\$1,276,195</b>

**Instructions:** Fill out the Grey Cells with the relevent information. Input 0 or none if there is nothing recorded in that account or there is no applicable information to report.

Adaman Mutual Water Company  
 Annual Report  
 Depreciation Expense for the Current Year (Water)  
 12/31/16

Depreciation Expense for the Current Year (Water)								
Account No.	Description	Original Cost	Current Year Additions	Adjusted Original Cost	Fully Depreciated/Non-depreciable Plant	Depreciable Plant	Depreciation Percentages	Depreciation Expense
301	Organization	\$0	\$0	\$0	\$0	\$0	0.00%	\$0
302	Franchises	0	0	0	0	0	0.00%	0
303	Land and Land Rights	0	0	0	0	0	0.00%	0
304	Structures and Improvements	10,053	0	10,053	0	10,053	0.00%	0
305	Collecting & Improving Reservoirs	45,548	0	45,548	2,088	43,460	5.12%	2,277
306	Lake, River, Canal Intakes	0	0	0	0	0	0.00%	0
307	Wells and Springs	496,307	0	496,307	442,167	54,140	3.58%	9,844
308	Infiltration Galleries	0	0	0	0	0	0.00%	0
309	Supply Mains	0	0	0	0	0	0.00%	0
310	Power Generation Equipment	0	0	0	0	0	0.00%	0
311	Pumping Equipment	87,800	0	87,800	3,100	84,700	1.61%	1,384
320	Water Treatment Equipment	0	0	0	0	0	-	0
320.1	Water Treatment Plants	845,554	0	845,554	574,895	270,659	6.05%	33,778
320.2	Solution Chemical Feeders	0	0	0	0	0	0.00%	0
320.3	Point-of-Use Treatment Devices	0	0	0	0	0	0.00%	0
330	Distribution Reservoirs and Standpipes	0	0	0	0	0	-	0
330.1	Storage Tanks	0	0	0	0	0	0.00%	0
330.2	Pressure Tanks	0	0	0	0	0	0.00%	0
331	Transmission and Distribution Mains	415,760	0	415,760	184,485	231,275	1.93%	6,248
333	Services	0	0	0	0	0	0.00%	0
334	Meters and Meter Installations	82,679	2,578	85,257	14,070	71,187	6.22%	4,785
335	Hydrants	2,541	0	2,541	0	2,541	0.00%	0
336	Backflow Prevention Devices	965	0	965	0	965	0.00%	0
339	Other Plant and Misc. Equipment	31,188	0	31,188	19,668	11,520	7.32%	1,563
340	Office Furniture and Equipment	5,048	0	5,048	724	4,324	16.85%	790
340.1	Computer & Software	0	0	0	0	0	0.00%	0
341	Transportation Equipment	60,348	0	60,348	37,577	22,771	32.88%	13,663
342	Stores Equipment	0	0	0	0	0	0.00%	0
343	Tools, Shop and Garage Equipment	3,746	0	3,746	0	3,746	0.00%	0
344	Laboratory Equipment	0	0	0	0	0	0.00%	0
345	Power Operated Equipment	0	0	0	0	0	0.00%	0
346	Communication Equipment	0	0	0	0	0	0.00%	0
347	Miscellaneous Equipment	0	0	0	0	0	0.00%	0
348	Other Tangible Plant	0	0	0	0	0	0.00%	0
	<b>Subtotal</b>	<b>\$2,087,537</b>	<b>\$2,578</b>	<b>\$2,090,115</b>	<b>\$1,278,773</b>	<b>\$811,341</b>		<b>\$74,332</b>

Contribution(s) in Aid of Construction (Gross)	\$110,737
Less: Non Amortizable Contribution(s)	53,344
Fully Amortized Contribution(s)	0
Amortizable Contribution(s)	\$57,393
Times: Proposed Amortization Rate	9.16%
<b>Amortization of CIAC</b>	<b>5258.114983</b>

Less: Amortization of CIAC 5258.114983

**DEPRECIATION EXPENSE** **\$69,074**

**Instructions:** Fill out the Grey Cells with the relevant information. Input 0 or none if there is nothing recorded in that account or there is no applicable information to report.

Adaman Mutual Water Company  
Annual Report  
Balance Sheet Assets  
12/31/16

Balance Sheet Assets				
	Assets		Balance at Beginning of Year (2016)	Balance at End of Year (2016)
Account No.	<b>Current and Accrued Assets</b>			
131	Cash		\$70,951	\$50,006
134	Working Funds			
135	Temporary Cash Investments			
141	Customer Accounts Receivable		16,171	18,225
146	Notes Receivable from Associated Companies		8,777	11,364
151	Plant Material and Supplies			
162	Prepayments		54,209	20,679
174	Miscellaneous Current and Accrued Assets			2,578
	<b>Total Current and Accrued Assets</b>		<b>\$150,108</b>	<b>\$102,852</b>
Account No.	<b>Fixed Assets</b>			
101	Utility Plant in Service*		\$2,166,417	\$2,087,537
103	Property Held for Future Use			
105	Construction Work in Progress			12,732
108	Accumulated Depreciation (enter as negative)*		(790,291)	(811,342)
121	Non-Utility Property			
122	Accumulated Depreciation - Non Utility			
	<b>Total Fixed Assets</b>		<b>\$1,376,126</b>	<b>\$1,288,927</b>
	<b>Total Assets</b>		<b>\$1,526,234</b>	<b>\$1,391,779</b>

**Instructions:** Fill out the Grey Cells with the relevant information. Input 0 or none if there is nothing recorded in that account or there is no applicable information to report.

\*Note these items feed automatically from AR3 UPIS Page 3

Adaman Mutual Water Company  
 Annual Report  
 Balance Sheet Liabilities and Owners Equity

Balance Sheet Liabilities and Owners Equity				
	Liabilities		Balance at Beginning of Year (2016)	Balance at End of Year (2016)
Account No.	<b>Current Liabilities</b>			
231	Accounts Payable		\$37,647	\$43,949
232	Notes Payable (Current Portion)		31,674	0
234	Notes Payable to Associated Companies		0	0
235	Customer Deposits		3,948	2,885
236	Accrued Taxes		0	0
237	Accrued Interest		0	0
242	Miscellaneous Current and Accrued Liabilities		59,096	50,223
	<b>Total Current Liabilities</b>		<b>\$132,365</b>	<b>\$97,057</b>
	<b>Long Term Debt</b>			
224	Long Term Debt (Notes and Bonds)		\$205,136	\$205,320
	<b>Deferred Credits</b>			
251	Unamortized Premium on Debt		\$0	\$0
252	Advances in Aid of Construction		781,104	784,731
255	Accumulated Deferred Investment Tax Credits		0	0
271	Contributions in Aid of Construction		74,582	110,737
272	Less: Amortization of Contributions		(20,297)	(53,344)
281	Accumulated Deferred Income Tax		0	0
	<b>Total Deferred Credits</b>		<b>\$835,389</b>	<b>\$842,124</b>
	<b>Total Liabilities</b>		<b>\$1,172,890</b>	<b>\$1,144,501</b>
	<b>Capital Accounts</b>			
201	Common Stock Issued		\$2,487	\$2,487
211	Other Paid-In Capital		0	0
215	Retained Earnings		350,857	244,791
218	Proprietary Capital (Sole Props and Partnerships)		0	0
	<b>Total Capital</b>		<b>\$353,344</b>	<b>\$247,278</b>
	<b>Total Liabilities and Capital</b>		<b>\$1,526,234</b>	<b>\$1,391,779</b>

**Instructions:** Fill out the Grey Cells with the relevant information. Input 0 or none if there is nothing recorded in that account or there is no applicable information to report.

**Note:** Total liabilities and Capital must match total assets for the beginning and end of the year!

Adaman Mutual Water Company  
 Annual Report  
 Balance Sheet Liabilities and Owners Equity

Balance Sheet Liabilities and Owners Equity				
	Liabilities		Balance at Beginning of Year (2016)	Balance at End of Year (2016)
Account No.	<b>Current Liabilities</b>			
231	Accounts Payable		\$59,587	\$43,949
232	Notes Payable (Current Portion)			
234	Notes Payable to Associated Companies		1,608	
235	Customer Deposits		2,960	2,885
236	Accrued Taxes			
237	Accrued Interest			
242	Miscellaneous Current and Accrued Liabilities		50,223	50,223
	<b>Total Current Liabilities</b>		<b>\$114,378</b>	<b>\$97,057</b>
	<b>Long Term Debt</b>			
224	Long Term Debt (Notes and Bonds)		\$216,153	\$205,320
	<b>Deferred Credits</b>			
251	Unamortized Premium on Debt			
252	Advances in Aid of Construction		793,723	784,731
255	Accumulated Deferred Investment Tax Credits			
271	Contributions in Aid of Construction		73,534	110,737
272	Less: Amortization of Contributions		(17,285)	(53,344)
281	Accumulated Deferred Income Tax			
	<b>Total Deferred Credits</b>		<b>\$849,972</b>	<b>\$842,124</b>
	<b>Total Liabilities</b>		<b>\$1,180,503</b>	<b>\$1,144,501</b>
	<b>Capital Accounts</b>			
201	Common Stock Issued		\$2,487	\$2,487
211	Other Paid-In Capital			
215	Retained Earnings		396,656	244,791
218	Proprietary Capital (Sole Props and Partnerships)			
	<b>Total Capital</b>		<b>\$399,143</b>	<b>\$247,278</b>
	<b>Total Liabilities and Capital</b>		<b>\$1,579,646</b>	<b>\$1,391,779</b>

**Instructions:** Fill out the Grey Cells with the relevant information. Input 0 or none if there is nothing recorded in that account or there is no applicable information to report.

**Note:** Total liabilities and Capital must match total assets for the beginning and end of the year!

Adaman Mutual Water Company  
Annual Report  
Water Comparative Income Statement  
12/31/16

Water Comparative Income Statement			
Account No.	Calendar Year	Current Year 01/01/2016 - 12/31/2016	Last Year 01/01/2015 - 12/31/2015
	<b>Operating Revenue</b>		
461	Metered Water Revenue	\$307,254	\$320,302
460	Unmetered Water Revenue	0	
462	Fire Protection Revenue	0	
469	Guaranteed Revenues (Surcharges)	0	
471	Miscellaneous Service Revenues	0	
474	Other Water Revenue	143,976	129,113
	<b>Total Revenues</b>	<b>\$451,230</b>	<b>\$449,415</b>
	<b>Operating Expenses</b>		
601	Salaries and Wages	\$130,201	\$144,815
604	Employee Pensions and Benefits	0	
610	Purchased Water	8,328	45,905
615	Purchased Power	18,802	19,424
618	Chemicals	46,452	35,012
620	Materials and Supplies	0	
620.1	Repairs and Maintenance	49,800	26,317
620.2	Office Supplies and Expense	39,057	15,645
630	Contractual Services	0	16,473
631	Contractual Services - Engineering	10,377	
632	Contractual Services - Accounting	12,300	
633	Contractual Services - Legal	267	
634	Contractual Services - Management Fees	0	
635	Contractual Services - Water Testing	1,763	4,048
636	Contractual Services - Other	0	
635	Water Testing	0	
640	Rents	0	
641	Rental of Building/Real Property	8,400	8,400
642	Rental of Equipment	0	
650	Transportation Expenses	10,253	8,646
657	Insurance - General Liability	10,614	12,365
657.1	Insurance - Health and Life	4,450	
665	Regulatory Commission Expense - Rate	0	
675	Miscellaneous Expense	8,305	3,617
403	Depreciation Expense (From Schedule AR4)	69,074	70,559
408	Taxes Other Than Income	0	
408.11	Property Taxes	18,754	17,446
409	Income Taxes	0	50
	<b>Total Operating Expenses</b>	<b>\$447,198</b>	<b>\$428,722</b>
	<b>Operating Income / (Loss)</b>	<b>\$4,032</b>	<b>\$20,693</b>
	<b>Other Income / (Expense)</b>		
419	Interest and Dividend Income	\$2	\$1,626
421	Non-Utility Income	1,415	193
426	Miscellaneous Non-Utility (Expense)		(3)
427	Interest (Expense)	(13,983)	(14,857)
	<b>Total Other Income / (Expense)</b>	<b>(\$12,565)</b>	<b>(\$13,041)</b>
	<b>Net Income / (Loss)</b>	<b>(\$8,533)</b>	<b>\$7,652</b>

**Instructions:** Fill out the Grey Cells with the relevant information. Input 0 or none if there is nothing recorded in that account or there is no applicable information to report.



Adaman Mutual Water Company  
 Annual Report  
 Supplemental Financial Data (Long-Term Debt)  
 12/31/16

Supplemental Financial Data (Long-Term Debt)				
	Loan #1	Loan #2	Loan #3	Loan #4
Date Issued	4/1/2013	None	None	None
Source of Loan	MidFirst Bank	-	-	-
ACC Decision No.	-	-	-	-
Reason for Loan	Capital Improvem	-	-	-
Dollar Amt. Issued	\$250,000	-	-	-
Amount Outstanding	\$171,874	-	-	-
Date of Maturity	4/1/2018	-	-	-
Interest Rate	4.75%	-	-	-
Current Year Interest	\$8,897	-	-	-
Current Year Principal	\$22,659	-	-	-

Meter Deposit Balance at Test Year End:	\$2,885
---	---------

Meter Deposits Refunded During the Test Year:	\$2,200
---	---------

*List all bonds, notes, loans, and other types of indebtedness in which the proceeds were used in the provision of public utility service. Indebtedness incurred for personal uses by the owner of the utility should not be listed. Input 0 or none if there is nothing to report for that cell.*

<b>Water Utility Plant Description</b>
--

Name of the System:

ADEQ Public Water System Number:

WELLS								
ADWR ID No *	Pump Horsepower	Pump Yield (gpm)	Casing Depth (feet)	Casing Diameter (inches)	Pump Motor Type **	Meter Size (inches)	Year Drilled	Arsenic Level (mg/L)
55-620707.0000								
Not In Use								

OTHER WATER SOURCES		
Name or Description	Capacity (gpm)	Gallons Purchased or Obtained (in thousands)
Adaman IWDD No.36 - 1B	1,250	401,188
Adaman IWDD No.36 - 1C	1,250	1,284,993

BOOSTER PUMPS		
Horsepower	GPM	Quantity
10	1	1
15	1	1
30	1	1

FIRE HYDRANTS	
Type	Quantity
Standard ***	11
Other	

STORAGE TANKS		
Capacity	Material	Quantity
200,000	Steel	1

PRESSURE/BLADDER TANKS	
Capacity	Quantity
5,000	1

**Instructions:** Fill out the Grey Cells with the relevent information. Input 0 or none if there is nothing recorded in that account or there is no applicable information to report. Copy and paste this sheet as many times as is necessary.

\* Arizona Department of Water Resources ("ADWR") well identification number. For example 55-XXXXXX.

\*\* Pump motor type, turbine or submersible.

Water Utility Plant Description (Continued)				
MAINS			CUSTOMER METERS	
Sizes (inches)	Material	Length (feet)	Size (inches)	Quantity
2			5/8 X 3/4	23
3			3/4	43
4	ACP & PVC	34,920	1	146
5			1 1/2	30
6	PVC	10,365	Compound 2	
8	PVC	4,950	Turbine 2	20
10			Compound 3	
12	PVC	160	Turbine 3	2
			Compound 4	
			Turbine 5	
			Compound 6	
			Turbine 6	1
			6+	

For the following three items, list the utility owned assets in each category for each system.

<b>TREATMENT EQUIPMENT:</b>	2 - 5 GPH Chemical Metering Pumps, 100 Gal Chemical Metering Pumps, Chlorine Residual Test Kit, Sand Filters, Arsenic Treatment Plant
-----------------------------	---

<b>STRUCTURES:</b>	Chlorine House, Fences, Signs
--------------------	-------------------------------

<b>OTHER:</b>	Power Generator, Meters, Computer Equipment and Software, Tools, Pumping Equipment, Wells
---------------	---

**Instructions:** Fill out the Grey Cells with the relevant information. Input 0 or none if there is nothing recorded in that account or there is no applicable information to report. Copy and paste this sheet as many times as is necessary.

\*\*\* A standard fire hydrant has two 2.5 inch hose connection nozzles with 7.5 threads per inch, and one 4.5 inch pumper connection nozzle with 4 threads per inch.

Adaman Mutual Water Company  
 Annual Report  
 Water Use Data Sheet  
 12/31/16

Water Use Data Sheet					
Name of the System:		0			
ADEQ Public Water System Number:		0			
Month	Number of Customers	Gallons Sold (thousands) <sup>1</sup>	Gallons Pumped (thousands) <sup>2</sup>	Gallons Purchased (thousands) <sup>3</sup>	Estimated Gallons Authorized Use (thousands) <sup>4</sup>
January	266	7,202	8,069	10,382	
February	265	6,928	7,540	9,150	
March	264	9,623	10,421	11,936	
April	270	9,381	10,021	11,695	
May	269	10,479	12,270	13,963	
June	269	13,777	16,607	16,873	
July	269	14,335	15,357	17,622	
August	268	13,107	14,591	30,747	
September	267	12,147	13,120	22,891	
October	268	9,288	10,192	17,831	
November	267	8,096	9,042	27,841	
December	268	7,370	8,359	23,481	
Totals		121,733	135,589	214,412	0

If the system has fire hydrants, what is the fire flow requirements?  GPM for  hrs.

Does the system have chlorination treatment?

Is the Water Utility located in an ADWR Active Management Area (AMA)?   
 If yes, which AMA?

Does the Company have an ADWR Gallons Per Capita Per Day (GPCPD) requirement?   
 If yes, provide the GPCPD amount:

**If applicable, in the space below please provide a description for all un-metered water use along with amounts:**  
 None

**Instructions:** Fill out the Grey Cells with the relevant information. Input 0 or none if there is nothing recorded in that account or there is no applicable information to report.

- 1 Gallons sold - Total gallons from customer meters.
- 2 Gallons pumped - Total gallons from pumped sources.
- 3 Gallons purchased - Total gallons purchased from other sources.
- 4 Estimated gallons authorized use - Total estimated gallons from authorized metered or unmetered use. Authorized use such as flushing (mains, services and hydrants) draining/cleaning tanks, process, construction, fire fighting, etc.

Adaman Mutual Water Company  
 Annual Report  
 Utility Shutoffs / Disconnects  
 12/31/16

ADEQ System No. :

Utility Shutoffs / Disconnects			
Month	Termination without Notice R14-2-410.B	Termination with Notice R14-2-410.C	Other
January	0	0	
February	0	0	
March	0	0	
April	0	0	
May	0	0	
June	0	0	
July	0	0	
August	0	0	
September	0	0	
October	0	0	
November	0	0	
December	0	0	
<b>Total</b>	<b>0</b>	<b>0</b>	<b>0</b>

**Other (description):**

**Instructions:** Fill out the Grey Cells with the relevant information. Input 0 or none if there is nothing recorded in that account or there is no applicable information to

Adaman Mutual Water Company  
Annual Report  
Property Taxes  
12/31/16

Property Taxes	
Amount of actual property taxes paid during Calendar Year 2015 was	\$16,784

If no property taxes paid, explain why.  
N/A

**Instructions:** Fill out the Grey Cells with the relevant information. Input 0 or none if there is nothing recorded in that account or there is no applicable information to report.

RECEIVED

APR 17 2017

Verification and Statement (Taxes)

Verification: State of Arizona I, the undersigned of the  
(state name)

ARIZONA CORP COMMISSION  
UTILITIES DIVISION - DIRECTOR'S OFFICE

County of (county name): Maricopa  
Name (owner or official) title: David Schofield, Gen. Manager  
Company name: Adaman Mutual Water Company

DO SAY THAT THIS ANNUAL UTILITY PROPERTY TAX AND SALES TAX REPORT TO THE ARIZONA CORPORATION COMMISSION.

FOR THE YEAR ENDING: 12/31/16


HAS BEEN PREPARED UNDER MY DIRECTION, FROM THE ORIGINAL BOOKS, PAPERS AND RECORDS OF SAID UTILITY; THAT I HAVE CAREFULLY EXAMINED THE SAME, AND DECLARE THE SAME TO BE A COMPLETE AND CORRECT STATEMENT OF BUSINESS AND AFFAIRS OF SAID UTILITY FOR THE PERIOD COVERED BY THIS REPORT IN RESPECT TO EACH AND EVERY MATTER AND THING SET FORTH, TO THE BEST OF MY KNOWLEDGE, INFORMATION AND BELIEF.

Sworn Statement: I HEREBY ATTEST THAT ALL PROPERTY TAXES FOR SAID COMPANY ARE CURRENT AND PAID IN FULL.

I HEREBY ATTEST THAT ALL SALES TAXES FOR SAID COMPANY ARE CURRENT AND PAID IN FULL.

David Schofield  
signature of owner/official

623-935-2837  
telephone no.



SUBSCRIBED AND SWORN TO BEFORE ME A NOTARY PUBLIC  
IN AND FOR THE COUNTY

THIS 13<sup>th</sup> DAY OF April 2017  
(county name) (month) and (year)

MY COMMISSION EXPIRES Nov. 26, 2018  
(date)

Mary Couchie  
(signature of notary public)



RECEIVED

Verification and Statement

APR 17 2017

Verification:

State of Arizona I, the undersigned of the  
(state name)

County of (county name): Maricopa

Name (owner or official) title: David Schofield, Gen. Manager

Company name: Adaman Mutual Water Company

ARIZONA CORP COMMISSION  
UTILITIES DIVISION - DIRECTOR'S OFFICE

DO SAY THAT THIS ANNUAL UTILITY PROPERTY TAX AND SALES TAX REPORT TO THE ARIZONA CORPORATION COMMISSION.

FOR THE YEAR ENDING: 12/31/16

HAS BEEN PREPARED UNDER MY DIRECTION, FROM THE ORIGINAL BOOKS, PAPERS AND RECORDS OF SAID UTILITY; THAT I HAVE CAREFULLY EXAMINED THE SAME, AND DECLARE THE SAME TO BE A COMPLETE AND CORRECT STATEMENT OF BUSINESS AND AFFAIRS OF SAID UTILITY FOR THE PERIOD COVERED BY THIS REPORT IN RESPECT TO EACH AND EVERY MATTER AND THING SET FORTH, TO THE BEST OF MY KNOWLEDGE, INFORMATION AND BELIEF.

Sworn Statement: IN ACCORDANCE WITH THE REQUIREMENTS OF TITLE 40, ARTICLE 8, SECTION 40-401, ARIZONA REVISED STATUTES, IT IS HEREIN REPORTED THAT THE GROSS OPERATING REVENUE OF SAID UTILITY DERIVED FROM ARIZONA INTRASTATE UTILITY OPERATIONS DURING THE CALENDAR YEAR WAS:


Arizona Intrastate Gross Operating Revenues Only (\$)

\$484,207

(The amount in the box above includes

\$31,459 in sales taxes

billed or collected)



*David Schofield*  
signature of owner/official

623-935-2837

telephone no.

SUBSCRIBED AND SWORN TO BEFORE ME A NOTARY PUBLIC  
IN AND FOR THE COUNTY

THIS

13<sup>th</sup>

DAY OF

Maricopa  
(county name)

April 2017  
(month) and (year)

MY COMMISSION EXPIRES

NOV. 26, 2018  
(date)

*Mary A. Couchie*  
(signature of notary public)

RECEIVED

APR 17 2017

Verification and Statement (Residential Revenue)

Verification:

State of Arizona I, the undersigned of the  
(state name)

ARIZONA CORP COMMISSION  
UTILITIES DIVISION - DIRECTOR'S OFFICE

County of (county name): Maricopa  
Name (owner or official) title: David Schofield, Gen. Manager  
Company name: Adaman Mutual Water Company

DO SAY THAT THIS ANNUAL UTILITY PROPERTY TAX AND SALES TAX REPORT TO THE ARIZONA CORPORATION COMMISSION.

FOR THE YEAR ENDING: 12/31/16

HAS BEEN PREPARED UNDER MY DIRECTION, FROM THE ORIGINAL BOOKS, PAPERS AND RECORDS OF SAID UTILITY; THAT I HAVE CAREFULLY EXAMINED THE SAME, AND DECLARE THE SAME TO BE A COMPLETE AND CORRECT STATEMENT OF BUSINESS AND AFFAIRS OF SAID UTILITY FOR THE PERIOD COVERED BY THIS REPORT IN RESPECT TO EACH AND EVERY MATTER AND THING SET FORTH, TO THE BEST OF MY KNOWLEDGE, INFORMATION AND


Sworn Statement: IN ACCORDANCE WITH THE REQUIREMENTS OF TITLE 40, ARTICLE 8, SECTION 40-401, ARIZONA REVISED STATUTES, IT IS HEREIN REPORTED THAT THE GROSS OPERATING REVENUE OF SAID UTILITY DERIVED FROM ARIZONA INTRASTATE UTILITY OPERATIONS RECEIVED FROM RESIDENTIAL CUSTOMERS DURING THE CALENDAR YEAR WAS:

Arizona Intrastate Gross Operating Revenues Only (\$)

\$142,956

(The amount in the box above includes

\$9,290 in sales taxes  
billed or collected)



David Schofield  
signature of owner/official

623-935-2837  
telephone no.

SUBSCRIBED AND SWORN TO BEFORE ME A NOTARY PUBLIC  
IN AND FOR THE COUNTY

Maricopa  
(county name)

THIS

13<sup>th</sup>

DAY OF

April 2017  
(month) and (year)

MY COMMISSION EXPIRES

Nov. 26, 2018  
(date)

Mary A. Couchie  
(signature of notary public)