

ANNUAL REPORT

Of

Company Name:

Antelope Lakes Water Company, Inc.
PO Box 350

Mailing Address:

Chino Valley AZ
86323

Docket No.:

W-02740A

For the Year Ended:

12/31/16

RECEIVED
MAY 17 2017
ARIZONA CORP COMMISSION
UTILITIES DIVISION - DIRECTOR'S OFFICE

WATER UTILITY

To

Arizona Corporation Commission

Due on April 15th

Email: rdelafuente@azcc.gov, mail or deliver the completed Annual Report to:

Arizona Corporation Commission
Compliance Section - Utilities Division
1200 West Washington Street
Phoenix, Arizona 85007

Application Type:

Original Filing

Application Date:

2016

5-17-17

ARIZONA CORPORATION COMMISSION
WATER UTILITY ANNUAL REPORT
Antelope Lakes Water Company, Inc.
A Class E Utility

1. For the Calendar Year Ended:

2. Address:
City: State: Zip Code:

3. Telephone Number:

4. Date of Original Organization of Utility:

5. Person to whom correspondence should be addressed concerning this report:

Name:
Telephone No. :
Address:
City: State: Zip Code:
Email:

6. On-Site Manager:

Name:
Telephone No. :
Address:
City: State: Zip Code:
Email:

7. Ownership:

8. Counties Served:

Antelope Lakes Water Company, Inc.
 Annual Report
 Utility Plant in Service (Water)
 12/31/16

Utility Plant in Service (Water)							
Account No.	Description	Beginning Year Original Cost	Current Year Additions	Current Year Retirements	Adjusted Original Cost	Accumulated Depreciation	OCLD (OC less AD)
301	Organization	\$4,029	\$0	\$0	\$4,029	\$3,290	\$740
302	Franchises	750	0	0	750	560	191
303	Land and Land Rights	20,000	0	0	20,000	0	20,000
304	Structures and Improvements	0	0	0	0	0	0
305	Collecting & Improving Reservoirs	0	0	0	0	0	0
306	Lake, River, Canal Intakes	0	0	0	0	0	0
307	Wells and Springs	34,267	0	0	34,267	28,224	6,043
308	Infiltration Galleries	0	0	0	0	0	0
309	Supply Mains	0	0	0	0	0	0
310	Power Generation Equipment	0	0	0	0	0	0
311	Pumping Equipment	2,500	0	0	2,500	2,500	0
320	Water Treatment Equipment	0	0	0	0	0	0
320.1	Water Treatment Plants	0	0	0	0	0	0
320.2	Solution Chemical Feeders	0	0	0	0	0	0
320.3	Point-of-Use Treatment Devices	0	0	0	0	0	0
330	Distribution Reservoirs and Standpipes	0	0	0	0	0	0
330.1	Storage Tanks	5,555	0	0	5,555	5,521	35
330.2	Pressure Tanks	14,827	0	0	14,827	10,175	4,651
331	Transmission and Distribution Mains	10,665	0	0	10,665	10,665	0
333	Services	0	0	0	0	0	0
334	Meters and Meter Installations	0	0	0	0	0	0
335	Hydrants	0	0	0	0	0	0
336	Backflow Prevention Devices	0	0	0	0	0	0
339	Other Plant and Misc. Equipment	0	0	0	0	0	0
340	Office Furniture and Equipment	0	0	0	0	0	0
340.1	Computer & Software	0	0	0	0	0	0
341	Transportation Equipment	0	0	0	0	0	0
342	Stores Equipment	0	0	0	0	0	0
343	Tools, Shop and Garage Equipment	0	0	0	0	0	0
344	Laboratory Equipment	0	0	0	0	0	0
345	Power Operated Equipment	0	0	0	0	0	0
346	Communication Equipment	0	0	0	0	0	0
347	Miscellaneous Equipment	0	0	0	0	0	0
348	Other Tangible Plant	0	0	0	0	0	0
	Totals	\$92,594	\$0	\$0	\$92,594	\$60,935	\$31,659

Instructions: Fill out the Grey Cells with the relevent information. Input 0 or none if there is nothing recorded in that account or there is no applicable information to report.

Antelope Lakes Water Company, Inc.
Annual Report
Depreciation Expense for the Current Year (Water)
12/31/16

Depreciation Expense for the Current Year (Water)								
Account No.	Description	Beginning Year Original Cost	Current Year Additions	Current Year Retirements	Adjusted Original Cost	Fully Depreciated/Non-depreciable Plant	Depreciation Percentages	Depreciation Expense
301	Organization	\$4,029	\$0	\$0	\$4,029	\$0	4.38%	\$176
302	Franchises	750	0	0	750	0	5.00%	38
303	Land and Land Rights	20,000	0	0	20,000	0	0.00%	0
304	Structures and Improvements	0	0	0	0	0	0.00%	0
305	Collecting & Improving Reservoirs	0	0	0	0	0	0.00%	0
306	Lake, River, Canal Intakes	0	0	0	0	0	0.00%	0
307	Wells and Springs	34,267	0	0	34,267	0	5.00%	1,713
308	Infiltration Galleries	0	0	0	0	0	0.00%	0
309	Supply Mains	0	0	0	0	0	0.00%	0
310	Power Generation Equipment	0	0	0	0	0	0.00%	0
311	Pumping Equipment	2,500	0	0	2,500	0	5.00%	125
320	Water Treatment Equipment	0	0	0	0	0	-	0
320.1	Water Treatment Plants	0	0	0	0	0	0.00%	0
320.2	Solution Chemical Feeders	0	0	0	0	0	0.00%	0
320.3	Point-of-Use Treatment Devices	0	0	0	0	0	0.00%	0
330	Distribution Reservoirs and Standpipes	0	0	0	0	0	-	0
330.1	Storage Tanks	5,555	0	0	5,555	0	5.00%	278
330.2	Pressure Tanks	14,827	0	0	14,827	0	5.00%	741
331	Transmission and Distribution Mains	10,665	0	0	10,665	0	4.99%	532
333	Services	0	0	0	0	0	0.00%	0
334	Meters and Meter Installations	0	0	0	0	0	0.00%	0
335	Hydrants	0	0	0	0	0	0.00%	0
336	Backflow Prevention Devices	0	0	0	0	0	0.00%	0
339	Other Plant and Misc. Equipment	0	0	0	0	0	0.00%	0
340	Office Furniture and Equipment	0	0	0	0	0	0.00%	0
340.1	Computer & Software	0	0	0	0	0	0.00%	0
341	Transportation Equipment	0	0	0	0	0	0.00%	0
342	Stores Equipment	0	0	0	0	0	0.00%	0
343	Tools, Shop and Garage Equipment	0	0	0	0	0	0.00%	0
344	Laboratory Equipment	0	0	0	0	0	0.00%	0
345	Power Operated Equipment	0	0	0	0	0	0.00%	0
346	Communication Equipment	0	0	0	0	0	0.00%	0
347	Miscellaneous Equipment	0	0	0	0	0	0.00%	0
348	Other Tangible Plant	0	0	0	0	0	0.00%	0
	Subtotal	\$92,594	\$0	\$0	\$92,594	\$0		\$3,603

Contribution(s) in Aid of Construction (Gross) \$0
Less: Non Amortizable Contribution(s) 0
Fully Amortized Contribution(s) 0
Amortizable Contribution(s) \$0
Times: Proposed Amortization Rate 3.89%
Amortization of CIAC \$0

Less: Amortization of CIAC

DEPRECIATION EXPENSE

Instructions: Fill out the Grey Cells with the relevent information. Input 0 or none if there is nothing recorded in that account or there is no applicable information to report.

Antelope Lakes Water Company, Inc.
 Annual Report
 Balance Sheet Assets
 12/31/16

Balance Sheet Assets				
	Assets		Balance at Beginning of Year (2016)	Balance at End of Year (2016)
Account No.	Current and Accrued Assets			
131	Cash		\$461	\$119
134	Working Funds		0	0
135	Temporary Cash Investments		0	0
141	Customer Accounts Receivable		867	925
146	Notes Receivable from Associated Companies		3,347	3,347
151	Plant Material and Supplies		0	0
162	Prepayments		0	0
174	Miscellaneous Current and Accrued Assets		0	0
	Total Current and Accrued Assets		\$4,674	\$4,391
Account No.	Fixed Assets			
101	Utility Plant in Service*		\$116,939	\$92,594
103	Property Held for Future Use		0	24,345
105	Construction Work in Progress		0	0
108	Accumulated Depreciation (enter as negative)*		(58,342)	(60,935)
121	Non-Utility Property		0	0
122	Accumulated Depreciation - Non Utility		0	0
	Total Fixed Assets		\$58,596	\$56,004
	Total Assets		\$63,271	\$60,396

Instructions: Fill out the Grey Cells with the relevant information. Input 0 or none if there is nothing recorded in that account or there is no applicable information to report.

*Note these items feed automatically from AR3 UPIS Page 3

Antelope Lakes Water Company, Inc.
 Annual Report
 Balance Sheet Liabilities and Owners Equity

Balance Sheet Liabilities and Owners Equity				
	Liabilities		Balance at Beginning of Year (2016)	Balance at End of Year (2016)
Account No.	Current Liabilities			
231	Accounts Payable		\$0	\$0
232	Notes Payable (Current Portion)		0	0
234	Notes Payable to Associated Companies		37,155	37,155
235	Customer Deposits		0	0
236	Accrued Taxes		58	58
237	Accrued Interest		0	0
242	Miscellaneous Current and Accrued Liabilities		0	0
	Total Current Liabilities		\$37,213	\$37,213
	Long Term Debt			
224	Long Term Debt (Notes and Bonds)		\$43,075	\$43,075
	Deferred Credits			
251	Unamortized Premium on Debt		\$0	\$0
252	Advances in Aid of Construction		0	0
255	Accumulated Deferred Investment Tax Credits		0	0
271	Contributions in Aid of Construction		0	0
272	Less: Amortization of Contributions		0	0
281	Accumulated Deferred Income Tax		0	0
	Total Deferred Credits		\$0	\$0
	Total Liabilites		\$80,288	\$80,288
	Capital Accounts			
201	Common Stock Issued		\$49,577	\$49,577
211	Other Paid-In Capital		0	0
215	Retained Earnings		(66,594)	(69,469)
218	Proprietary Capital (Sole Props and Partnerships)		0	0
	Total Capital		(\$17,017)	(\$19,892)
	Total Liabilities and Capital		\$63,271	\$60,396

Instructions: Fill out the Grey Cells with the relevent information. Input 0 or none if there is nothing recorded in that account or there is no applicable information to report.

Note: Total liabilities and Capital must match total assets for the beginning and end of the year!

Antelope Lakes Water Company, Inc.
Annual Report
Water Comparative Income Statement
12/31/16

Water Comparative Income Statement			
Account No.	Calendar Year	Current Year	Last Year
		01/01/2016 - 12/31/2016	01/01/2015 - 12/31/2015
	Operating Revenue		
461	Metered Water Revenue	\$585	\$606
460	Unmetered Water Revenue	0	0
462	Fire Protection Revenue	0	0
469	Guaranteed Revenues (Surcharges)	0	0
471	Miscellaneous Service Revenues	0	0
474	Other Water Revenue	29	(23)
	Total Revenues	\$614	\$583
	Operating Expenses		
601	Salaries and Wages	\$0	\$0
604	Employee Pensions and Benefits	0	0
610	Purchased Water	0	0
615	Purchased Power	658	0
618	Chemicals	0	0
620	Materials and Supplies	0	0
620.1	Repairs and Maintenance	108	0
620.2	Office Supplies and Expense	36	0
630	Contractual Services	0	0
631	Contractual Services - Engineering	0	0
632	Contractual Services - Accounting	0	0
633	Contractual Services - Legal	0	0
634	Contractual Services - Management Fees	0	0
635	Contractual Services - Water Testing	0	0
636	Contractual Services - Other	0	0
640	Rents	0	0
641	Rental of Building/Real Property	0	0
642	Rental of Equipment	0	0
650	Transportation Expenses	0	0
657	Insurance - General Liability	0	0
657.1	Insurance - Health and Life	0	0
665	Regulatory Commission Expense - Rate	45	0
675	Miscellaneous Expense	0	132
403	Depreciation Expense (From Schedule AR4)	3,603	2,988
408	Taxes Other Than Income	0	0
408.11	Property Taxes	49	18
409	Income Taxes	0	0
	Total Operating Expenses	\$4,499	\$3,137
	Operating Income / (Loss)	(\$3,885)	(\$2,554)
	Other Income / (Expense)		
419	Interest and Dividend Income	\$0	\$0
421	Non-Utility Income	0	0
426	Miscellaneous Non-Utility (Expense)	0	0
427	Interest (Expense)	0	0
	Total Other Income / (Expense)	\$0	\$0
	Net Income / (Loss)	(\$3,885)	(\$2,554)

Instructions: Fill out the Grey Cells with the relevant information. Input 0 or none if there is nothing recorded in that account or there is no applicable information to report.

Antelope Lakes Water Company, Inc.
 Annual Report
 Supplemental Financial Data (Long-Term Debt)
 12/31/16

Supplemental Financial Data (Long-Term Debt)				
	Loan # 1	Loan # 2	Loan # 3	Loan # 4
Date Issued	3/15/1996	12/16/1996		
Source of Loan	L.A.L.D	L.A.L.D		
ACC Decision No.	0	0		
Reason for Loan	0	0		
Dollar Amt. Issued	\$54,000	\$10,675		
Amount Outstanding	\$32,400	\$10,675		
Date of Maturity	3/15/2036	12/16/2036		
Interest Rate	7.00%	12.00%		
Current Year Interest	\$0	\$0		
Current Year Principal	\$0	\$0		

Meter Deposit Balance at Test Year End:	\$0
-----------------------------------------	-----

Meter Deposits Refunded During the Test Year:	\$0
-----------------------------------------------	-----

List all bonds, notes, loans, and other types of indebtedness in which the proceeds were used in the provision of public utility service. Indebtedness incurred for personal uses by the owner of the utility should not be listed. Input 0 or none if there is nothing to report for that cell.

Water Utility Plant Description

Name of the System: Antelope lakes
 ADEQ Public Water System Number: W-02740A

WELLS

ADWR ID No *	Pump Horsepower	Pump Yield (gpm)	Casing Depth (feet)	Casing Diameter (inches)	Pump Motor Type **	Meter Size (inches)	Year Drilled	Arsenic Level (mg/L)
55-505514	3HP	30	315	7			1983	0.0040
55-552692	Not in Use	0	440	7			1996	
55-560849	Not in Use	0	246	5			1997	
55-578857	Not drilled	0	0	0				
55-585385	Not in Use	0	20	20			2001	
55-902169	Not in Use	30	707	6			2005	

OTHER WATER SOURCES

Name or Description	Capacity (gpm)	Gallons Purchased or Obtained (in thousands)

BOOSTER PUMPS

Horsepower	GPM	Quantity

FIRE HYDRANTS

Type	Quantity
Standard ***	
Other	

STORAGE TANKS

Capacity	Material	Quantity

PRESSURE/BLADDER TANKS

Capacity	Quantity

Instructions: Fill out the Grey Cells with the relevant information. Input 0 or none if there is nothing recorded in that account or there is no applicable information to report. Copy and paste this sheet as many times as is necessary.

* Arizona Department of Water Resources ("ADWR") well identification number. For example 55-XXXXXX.

** Pump motor type, turbine or submersible.

*** A standard fire hydrant has two 2.5 inch hose connection nozzles with 7.5 threads per inch, and one 4.5 inch pumper connection nozzle with 4 threads per inch.

Water Utility Plant Description (Continued)			
MAINS			CUSTOMER METERS
Sizes (inches)	Material	Length (feet)	Size (inches) Quantity
2			5/8 X 3/4 2
3			3/4
4			1
5			1 1/2
6	PVC	1,040	Compound 2
8			Turbine 2
10			Compound 3
12			Turbine 3
			Compound 4
			Turbine 5
			Compound 6
			Turbine 6
			6+

For the following three items, list the utility owned assets in each category for each system.

TREATMENT EQUIPMENT:	
-----------------------------	--

STRUCTURES:	(1) Well House, Concrete Floor 10'x12
--------------------	---------------------------------------

OTHER:	
---------------	--

Instructions: Fill out the Grey Cells with the relevant information. Input 0 or none if there is nothing recorded in that account or there is no applicable information to report. Copy and paste this sheet as many times as is necessary.

Water Use Data Sheet					
Name of the System:		Antelope lakes			
ADEQ Public Water System Number:		W-02740A			
Month	Number of Customers	Gallons Sold (thousands) ¹	Gallons Pumped (thousands) ²	Gallons Purchased (thousands) ³	Estimated Gallons Authorized Use (thousands) ⁴
January	2	9,280	9,280	0	9,280
February	2	6,860	6,860	0	6,860
March	2	7,390	7,390	0	7,390
April	2	9,730	9,730	0	9,730
May	2	7,480	7,480	0	7,480
June	2	21,030	21,030	0	21,030
July	2	14,920	14,920	0	14,920
August	2	15,810	15,810	0	15,810
September	2	10,690	10,690	0	10,690
October	2	8,810	8,810	0	8,810
November	2	8,020	8,020	0	8,020
December	2	7,560	7,560	0	7,560
Totals		127,580	127,580	0	127,580

If the system has fire hydrants, what is the fire flow requirements? GPM for hrs.

Does the system have chlorination treatment?

Is the Water Utility located in an ADWR Active Management Area (AMA)?
 If yes, which AMA?

Does the Company have an ADWR Gallons Per Capita Per Day (GPCPD) requirement?
 If yes, provide the GPCPD amount:

If applicable, in the space below please provide a description for all un-metered water use along with amounts:

Instructions: Fill out the Grey Cells with the relevent information. Input 0 or none if there is nothing recorded in that account or there is no applicable information to report.

- 1 Gallons sold - Total gallons from customer meters, and other sold gallons such as Construction water.
- 2 Gallons pumped - Total gallons from pumped sources.
- 3 Gallons purchased - Total gallons purchased from other sources.
- 4 Estimated gallons authorized use - Total estimated gallons from authorized metered or unmetered use. Authorized use such as flushing (mains, services and hydrants) draining/cleaning tanks, process, construction, fire fighting, etc.

Antelope Lakes Water Company, Inc.
 Annual Report
 Utility Shutoffs / Disconnects
 12/31/16

ADEQ System No. :	W-02740A
-------------------	----------

Utility Shutoffs / Disconnects			
Month	Termination without Notice R14-2-410.B	Termination with Notice R14-2-410.C	Other
January	0	0	0
February	0	0	0
March	0	0	0
April	0	0	0
May	0	0	0
June	0	0	0
July	0	0	0
August	0	0	0
September	0	0	0
October	0	0	0
November	0	0	0
December	0	0	0
Total	0	0	0

Other (description):

<p>Instructions: Fill out the Grey Cells with the relevent information. Input 0 or none if there is nothing recorded in that account or there is no applicable information to report.</p>

Antelope Lakes Water Company, Inc.
Annual Report
Property Taxes
12/31/16

Property Taxes	
----------------	--

Amount of actual property taxes paid during Calendar Year 2016 was	
--------------------------------------------------------------------	--

\$49

If no property taxes paid, explain why.

Instructions: Fill out the Grey Cells with the relevant information. Input 0 or none if there is nothing recorded in that account or there is no applicable information to report.

RECEIVED

APR 21 2017

Verification and Statement (Taxes)

ARIZONA CORP COMMISSION
UTILITIES DIVISION - DIRECTOR'S OFFICE

Verification: State of Arizona I, the undersigned of the
(state name)

County of (county name): Yavapai
Name (owner or official) title: Paul D. Levie
Company name: Antelope Lakes Water Company, Inc.

DO SAY THAT THIS ANNUAL UTILITY PROPERTY TAX AND SALES TAX REPORT TO THE ARIZONA CORPORATION COMMISSION.

FOR THE YEAR ENDING: 12/31/16

HAS BEEN PREPARED UNDER MY DIRECTION, FROM THE ORIGINAL BOOKS, PAPERS AND RECORDS OF SAID UTILITY; THAT I HAVE CAREFULLY EXAMINED THE SAME, AND DECLARE THE SAME TO BE A COMPLETE AND CORRECT STATEMENT OF BUSINESS AND AFFAIRS OF SAID UTILITY FOR THE PERIOD COVERED BY THIS REPORT IN RESPECT TO EACH AND EVERY MATTER AND THING SET FORTH, TO THE BEST OF MY KNOWLEDGE, INFORMATION AND BELIEF.

Sworn Statement: I HEREBY ATTEST THAT ALL PROPERTY TAXES FOR SAID COMPANY ARE CURRENT AND PAID IN FULL.

I HEREBY ATTEST THAT ALL SALES TAXES FOR SAID COMPANY ARE CURRENT AND PAID IN FULL.


[Signature]
signature of owner/official

928-717-2616
telephone no.

SUBSCRIBED AND SWORN TO BEFORE ME A NOTARY PUBLIC
IN AND FOR THE COUNTY

THIS 17th DAY OF Yavapai April 2017
(county name) (month) and (year)

MY COMMISSION EXPIRES 5/14/19
(date)

 KAREN F WOODS
NOTARY PUBLIC, ARIZONA
YAVAPAI COUNTY
My Commission Expires
May 14, 2019

[Signature]
(signature of notary public)

RECEIVED

APR 21 2017

Verification and Statement

Verification:

State of Arizona I, the undersigned of the
(state name)

ARIZONA CORP COMMISSION
UTILITIES DIVISION - DIRECTOR'S OFFICE

County of (county name): Yavapai
Name (owner or official) title: Paul D. Levie
Company name: Antelope Lakes Water Company, Inc.

DO SAY THAT THIS ANNUAL UTILITY PROPERTY TAX AND SALES TAX REPORT TO THE ARIZONA CORPORATION COMMISSION.

FOR THE YEAR ENDING: 12/31/16

HAS BEEN PREPARED UNDER MY DIRECTION, FROM THE ORIGINAL BOOKS, PAPERS AND RECORDS OF SAID UTILITY; THAT I HAVE CAREFULLY EXAMINED THE SAME, AND DECLARE THE SAME TO BE A COMPLETE AND CORRECT STATEMENT OF BUSINESS AND AFFAIRS OF SAID UTILITY FOR THE PERIOD COVERED BY THIS REPORT IN RESPECT TO EACH AND EVERY MATTER AND THING SET FORTH, TO THE BEST OF MY KNOWLEDGE, INFORMATION AND BELIEF.

Sworn Statement: IN ACCORDANCE WITH THE REQUIREMENTS OF TITLE 40, ARTICLE 8, SECTION 40-401, ARIZONA REVISED STATUTES, IT IS HEREIN REPORTED THAT THE GROSS OPERATING REVENUE OF SAID UTILITY DERIVED FROM ARIZONA INTRASTATE UTILITY OPERATIONS DURING THE CALENDAR YEAR WAS:

Arizona Intrastate Gross Operating Revenues Only (\$)

\$614

(The amount in the box above includes

\$45 in sales taxes
billed or collected)

Paul D. Levie
signature of owner/official

928-717-2616

telephone no.

SUBSCRIBED AND SWORN TO BEFORE ME A NOTARY PUBLIC
IN AND FOR THE COUNTY

THIS


17th

DAY OF

Yavapai
(county name)
April 2017
(month) and (year)

MY COMMISSION EXPIRES

5/14/19
(date)



Karen F Woods
(signature of notary public)

RECEIVED

Verification and Statement (Residential Revenue)

APR 21 2017

Verification:

State of Arizona I, the undersigned of the
(state name)

ARIZONA CORP COMMISSION
UTILITIES DIVISION - DIRECTOR'S OFFICE

County of (county name): Yavapai
Name (owner or official) title: Paul D. Levie
Company name: Antelope Lakes Water Company, Inc.

DO SAY THAT THIS ANNUAL UTILITY PROPERTY TAX AND SALES TAX REPORT TO THE ARIZONA CORPORATION COMMISSION.

FOR THE YEAR ENDING: 12/31/16

HAS BEEN PREPARED UNDER MY DIRECTION, FROM THE ORIGINAL BOOKS, PAPERS AND RECORDS OF SAID UTILITY; THAT I HAVE CAREFULLY EXAMINED THE SAME, AND DECLARE THE SAME TO BE A COMPLETE AND CORRECT STATEMENT OF BUSINESS AND AFFAIRS OF SAID UTILITY FOR THE PERIOD COVERED BY THIS REPORT IN RESPECT TO EACH AND EVERY MATTER AND THING SET FORTH, TO THE BEST OF MY KNOWLEDGE, INFORMATION AND BELIEF.

Sworn Statement: IN ACCORDANCE WITH THE REQUIREMENTS OF TITLE 40, ARTICLE 8, SECTION 40-401, ARIZONA REVISED STATUTES, IT IS HEREIN REPORTED THAT THE GROSS OPERATING REVENUE OF SAID UTILITY DERIVED FROM ARIZONA INTRASTATE UTILITY OPERATIONS RECEIVED FROM RESIDENTIAL CUSTOMERS DURING THE CALENDAR YEAR WAS:

Arizona Intrastate Gross Operating Revenues Only (\$)

\$614

(The amount in the box above includes

\$45 in sales taxes
billed or collected)

Paul Levie
signature of owner/official


928-717-2616
telephone no.

SUBSCRIBED AND SWORN TO BEFORE ME A NOTARY PUBLIC
IN AND FOR THE COUNTY

Yavapai
(county name)

THIS 17th DAY OF April 2017
(month) and (year)

MY COMMISSION EXPIRES 5/14/19
(date)

 KAREN F WOODS
NOTARY PUBLIC, ARIZONA
YAVAPAI COUNTY
My Commission Expires
May 14, 2019

Karen F Woods
(signature of notary public)