

ANNUAL REPORT

Of

Company Name: Antelope Lakes Water Company, Inc.
PO Box 350

Mailing Address: Chino Valley AZ
86323

Docket No.: W-02740A
For the Year Ended: 12/31/17

RECEIVED

MAY 04 2018

ARIZONA CORPORATION COMMISSION
UTILITIES DIVISION - DIRECTOR'S OFFICE

WATER UTILITY

To

Arizona Corporation Commission

Due on April 15th

Email: rdefafuente@azcc.gov, mail or deliver the completed Annual Report to:

Arizona Corporation Commission
Compliance Section - Utilities Division
1200 West Washington Street
Phoenix, Arizona 85007

Application Type: Original Filing

Application Date: 4/30/2018

5-4-18

ARIZONA CORPORATION COMMISSION
WATER UTILITY ANNUAL REPORT
Antelope Lakes Water Company, Inc.
A Class Utility

1. For the Calendar Year Ended:

2. Address:
City: State: Zip Code:

3. Telephone Number:

4. Date of Original Organization of Utility:

5. Person to whom correspondence should be addressed concerning this report:

Name:
Telephone No. :
Address:
City: State: Zip Code:
Email:

6. On-Site Manager:

Name:
Telephone No. :
Address:
City: State: Zip Code:
Email:

7. Ownership:

8. Counties Served:

Antelope Lakes Water Company, Inc.
Annual Report
Utility Plant in Service (Water)
12/31/17

Utility Plant in Service (Water)							
Account No.	Description	Beginning Year Original Cost	Current Year Additions	Current Year Retirements	Adjusted Original Cost	Accumulated Depreciation	OCLD (OC less AD)
301	Organization	\$4,029	\$0	\$0	\$4,029	\$3,290	\$740
302	Franchises	750	\$0	\$0	750	560	191
303	Land and Land Rights	20,000	\$0	\$0	20,000	0	20,000
304	Structures and Improvements	0	\$0	\$0	0	0	0
305	Collecting & Improving Reservoirs	0	\$0	\$0	0	0	0
306	Lake, River, Canal Intakes	0	\$0	\$0	0	0	0
307	Wells and Springs	34,267	\$0	\$0	34,267	29,365	4,902
308	Infiltration Galleries	0	\$0	\$0	0	0	0
309	Supply Mains	0	\$0	\$0	0	0	0
310	Power Generation Equipment	0	\$0	\$0	0	0	0
311	Pumping Equipment	2,500	\$0	\$0	2,500	2,500	0
320	Water Treatment Equipment	0	\$0	\$0	0	0	0
320.1	Water Treatment Plants	0	\$0	\$0	0	0	0
320.2	Solution Chemical Feeders	0	\$0	\$0	0	0	0
320.3	Point-of-Use Treatment Devices	0	\$0	\$0	0	0	0
330	Distribution Reservoirs and Standpipes	0	\$0	\$0	0	0	0
330.1	Storage Tanks	0	\$0	\$0	0	0	0
330.2	Pressure Tanks	20,382	\$0	\$0	20,382	16,715	3,667
331	Transmission and Distribution Mains	10,665	\$0	\$0	10,665	10,665	0
333	Services	0	\$0	\$0	0	0	0
334	Meters and Meter Installations	0	\$0	\$0	0	0	0
335	Hydrants	0	\$0	\$0	0	0	0
336	Backflow Prevention Devices	0	\$0	\$0	0	0	0
339	Other Plant and Misc. Equipment	0	\$0	\$0	0	0	0
340	Office Furniture and Equipment	0	\$0	\$0	0	0	0
340.1	Computer & Software	0	\$0	\$0	0	0	0
341	Transportation Equipment	0	\$0	\$0	0	0	0
342	Stores Equipment	0	\$0	\$0	0	0	0
343	Tools, Shop and Garage Equipment	0	\$0	\$0	0	0	0
344	Laboratory Equipment	0	\$0	\$0	0	0	0
345	Power Operated Equipment	0	\$0	\$0	0	0	0
346	Communication Equipment	0	\$0	\$0	0	0	0
347	Miscellaneous Equipment	0	\$0	\$0	0	0	0
348	Other Tangible Plant	0	\$0	\$0	0	0	0
	Totals	\$92,594	\$0	\$0	\$92,594	\$63,095	\$29,499

Instructions: Fill out the Grey Cells with the relevent information. Input 0 or none if there is nothing recorded in that account or there is no applicable information to report.

Antelope Lakes Water Company, Inc.
Annual Report
Depreciation Expense for the Current Year (Water)
12/31/17

Depreciation Expense for the Current Year (Water)								
Account No.	Description	Beginning Year Original Cost	Current Year Additions	Current Year Retirements	Adjusted Original Cost	Fully Depreciated/Non-depreciable Plant	Depreciation Percentages	Depreciation Expense
301	Organization	\$4,029	\$0	\$0	\$4,029	\$4,029	0.00%	\$0
302	Franchises	750	0	0	750	560	0.00%	0
303	Land and Land Rights	20,000	0	0	20,000	20,000	0.00%	0
304	Structures and Improvements	0	0	0	0	0	3.33%	0
305	Collecting & Improving Reservoirs	0	0	0	0	0	2.50%	0
306	Lake, River, Canal Intakes	0	0	0	0	0	2.50%	0
307	Wells and Springs	34,267	0	0	34,267	0	3.33%	1,141
308	Infiltration Galleries	0	0	0	0	0	6.67%	0
309	Supply Mains	0	0	0	0	0	2.00%	0
310	Power Generation Equipment	0	0	0	0	0	5.00%	0
311	Pumping Equipment	2,500	0	0	2,500	2,500	12.50%	0
320	Water Treatment Equipment	0	0	0	0	0	0.00%	0
320.1	Water Treatment Plants	0	0	0	0	0	3.33%	0
320.2	Solution Chemical Feeders	0	0	0	0	0	20.00%	0
320.3	Point-of-Use Treatment Devices	0	0	0	0	0	0.00%	0
330	Distribution Reservoirs and Standpipes	0	0	0	0	0	0.00%	0
330.1	Storage Tanks	0	0	0	0	0	2.22%	0
330.2	Pressure Tanks	20,382	0	0	20,382	0	5.00%	1,019
331	Transmission and Distribution Mains	10,665	0	0	10,665	10,665	2.00%	0
333	Services	0	0	0	0	0	3.33%	0
334	Meters and Meter Installations	0	0	0	0	0	8.33%	0
335	Hydrants	0	0	0	0	0	2.00%	0
336	Backflow Prevention Devices	0	0	0	0	0	6.67%	0
339	Other Plant and Misc. Equipment	0	0	0	0	0	6.67%	0
340	Office Furniture and Equipment	0	0	0	0	0	6.67%	0
340.1	Computer & Software	0	0	0	0	0	20.00%	0
341	Transportation Equipment	0	0	0	0	0	20.00%	0
342	Stores Equipment	0	0	0	0	0	4.00%	0
343	Tools, Shop and Garage Equipment	0	0	0	0	0	5.00%	0
344	Laboratory Equipment	0	0	0	0	0	10.00%	0
345	Power Operated Equipment	0	0	0	0	0	5.00%	0
346	Communication Equipment	0	0	0	0	0	10.00%	0
347	Miscellaneous Equipment	0	0	0	0	0	10.00%	0
348	Other Tangible Plant	0	0	0	0	0	10.00%	0
	Subtotal	\$92,594	\$0	\$0	\$92,594	\$37,754		\$2,160

Contribution(s) in Aid of Construction (Gross)	\$0
Less: Non Amortizable Contribution(s)	0
Fully Amortized Contribution(s)	0
Amortizable Contribution(s)	\$0
Times: Proposed Amortization Rate	3.94%
Amortization of CIAC	\$0
Less: Amortization of CIAC	\$0
DEPRECIATION EXPENSE	\$2,160

Instructions: Fill out the Grey Cells with the relevant information. Input 0 or none if there is nothing recorded in that account or there is no applicable information to report.

Antelope Lakes Water Company, Inc.
Annual Report
Balance Sheet Assets
12/31/17

Balance Sheet Assets				
	Assets		Balance at Beginning of Year (2017)	Balance at End of Year (2017)
Account No.	Current and Accrued Assets			
131	Cash		\$119	\$1,308
134	Working Funds		0	0
135	Temporary Cash Investments		0	0
141	Customer Accounts Receivable		925	939
146	Notes Receivable from Associated Companies		0	0
151	Plant Material and Supplies		0	0
162	Prepayments		0	0
174	Miscellaneous Current and Accrued Assets		0	0
	Total Current and Accrued Assets		\$1,045	\$2,247
Account No.	Fixed Assets			
101	Utility Plant in Service*		\$92,594	\$92,594
103	Property Held for Future Use		24,345	24,345
105	Construction Work in Progress		0	0
108	Accumulated Depreciation (enter as negative)*		(60,935)	(63,095)
121	Non-Utility Property		0	0
122	Accumulated Depreciation - Non Utility		0	0
	Total Fixed Assets		\$56,004	\$53,844
	Total Assets		\$57,049	\$56,091

Instructions: Fill out the Grey Cells with the relevent information. Input 0 or none if there is nothing recorded in that account or there is no applicable information to report.

*Note these items feed automatically from AR3 UPIS Page 3

Antelope Lakes Water Company, Inc.
 Annual Report
 Balance Sheet Liabilities and Owners Equity

Balance Sheet Liabilities and Owners Equity				
Account No.	Liabilities		Balance at Beginning of Year (2017)	Balance at End of Year (2017)
	Current Liabilities			
231	Accounts Payable		\$0	\$45
232	Notes Payable (Current Portion)		0	0
234	Notes Payable to Associated Companies		39,192	29,488
235	Customer Deposits		0	0
236	Accrued Taxes		58	70
237	Accrued Interest		0	0
242	Miscellaneous Current and Accrued Liabilities		0	0
	Total Current Liabilities		\$39,249	\$29,603
	Long Term Debt			
224	Long Term Debt (Notes and Bonds)		\$43,075	\$43,075
	Deferred Credits			
251	Unamortized Premium on Debt		\$0	\$0
252	Advances in Aid of Construction		0	0
255	Accumulated Deferred Investment Tax Credits		0	0
271	Contributions in Aid of Construction		0	0
272	Less: Amortization of Contributions		0	0
281	Accumulated Deferred Income Tax		0	0
	Total Deferred Credits		\$0	\$0
	Total Liabilites		\$82,324	\$72,678
	Capital Accounts			
201	Common Stock Issued		\$49,577	\$49,577
211	Other Paid-In Capital		0	4,403
215	Retained Earnings		(74,853)	(70,567)
218	Proprietary Capital (Sole Props and Partnerships)		0	0
	Total Capital		(\$25,276)	(\$16,587)
	Total Liabilities and Capital		\$57,049	\$56,091

Instructions: Fill out the Grey Cells with the relevent information. Input 0 or none if there is nothing recorded in that account or there is no applicable information to report.

Note: Total liabilities and Capital must match total assets for the beginning and end of the year!

Antelope Lakes Water Company, Inc.
Annual Report
Water Comparative Income Statement
12/31/17

Water Comparative Income Statement			
Account No.	Calendar Year	Current Year 01/01/2017 - 12/31/2017	Last Year 01/01/2016 - 12/31/2016
	Operating Revenue		
461	Metered Water Revenue	\$673	\$585
460	Unmetered Water Revenue	0	0
462	Fire Protection Revenue	0	0
469	Guaranteed Revenues (Surcharges)	0	0
471	Miscellaneous Service Revenues	0	0
474	Other Water Revenue	35	29
	Total Revenues	\$708	\$614
	Operating Expenses		
601	Salaries and Wages		\$0
604	Employee Pensions and Benefits		0
610	Purchased Water		0
615	Purchased Power	1,052	911
618	Chemicals		0
620	Materials and Supplies	13	0
620.1	Repairs and Maintenance		0
620.2	Office Supplies and Expense	185	0
630	Contractual Services		0
631	Contractual Services - Engineering		0
632	Contractual Services - Accounting	450	450
633	Contractual Services - Legal		0
634	Contractual Services - Management Fees	125	0
635	Contractual Services - Water Testing		0
636	Contractual Services - Other	96	0
640	Rents		0
641	Rental of Building/Real Property		0
642	Rental of Equipment		0
650	Transportation Expenses	14	0
657	Insurance - General Liability		0
657.1	Insurance - Health and Life		0
665	Regulatory Commission Expense - Rate		45
670	Bad Debt Expense		0
675	Miscellaneous Expense	2	174
403	Depreciation Expense (From Schedule AR4)	2,160	3,603
408	Taxes Other Than Income		0
408.11	Property Taxes	49	49
409	Income Taxes		0
427.1	Customer Security Deposit Interest		0
	Total Operating Expenses	\$4,147	\$5,232
	Operating Income / (Loss)	(\$3,439)	(\$4,617)
	Other Income / (Expense)		
419	Interest and Dividend Income	\$0	\$0
421	Non-Utility Income	0	0
426	Miscellaneous Non-Utility (Expense)	0	0
427	Interest (Expense)	0	0
	Total Other Income / (Expense)	\$0	\$0
	Net Income / (Loss)	(\$3,439)	(\$4,617)

Instructions: Fill out the Grey Cells with the relevant information. Input 0 or none if there is nothing recorded in that account or there is no applicable information to report.

Antelope Lakes Water Company, Inc.
 Annual Report
 Supplemental Financial Data (Long-Term Debt)
 12/31/17

Supplemental Financial Data (Long-Term Debt)				
	Loan # 1	Loan # 2	Loan # 3	Loan # 4
Date Issued	3/15/1996	12/16/1996		
Source of Loan	L.A.L.D	L.A.L.D		
ACC Decision No.	0	0		
Reason for Loan	0	0		
Dollar Amt. Issued	\$54,000	\$10,675		
Amount Outstanding	\$32,400	\$10,675		
Date of Maturity	3/15/2036	12/16/2036		
Interest Rate	7.00%	12.00%		
Current Year Interest	\$0	\$0		
Current Year Principal	\$0	\$0		

Meter Deposit Balance at Test Year End:	\$0
---	-----

Meter Deposits Refunded During the Test Year:	\$0
---	-----

List all bonds, notes, loans, and other types of indebtedness in which the proceeds were used in the provision of public utility service. Indebtedness incurred for personal uses by the owner of the utility should not be listed. Input 0 or none if there is nothing to report for that cell.

Water Utility Plant Description

Name of the System:
 ADEQ Public Water System Number:

WELLS

ADWR ID No *	Pump Horsepower	Pump Yield (gpm)	Casing Depth (feet)	Casing Diameter (inches)	Pump Motor Type **	Meter Size (inches)	Year Drilled	Arsenic Level (mg/L)
55-505514	3HP	30	315	7			1983	0.0040
55-552692	Not in Use	0	440	7			1996	
55-560849	Not in Use	0	246	5			1997	
55-578857	Not drilled	0	0	0			0	
55-585385	Not in Use	0	20	20			2001	
55-902169	Not in Use	30	707	6			2005	

OTHER WATER SOURCES

Name or Description	Capacity (gpm)	Gallons Purchased or Obtained (in thousands)

BOOSTER PUMPS

Horsepower	GPM	Quantity

FIRE HYDRANTS

Type	Quantity
Standard ***	
Other	

STORAGE TANKS

Capacity	Material	Quantity

PRESSURE/BLADDER TANKS

Capacity	Quantity

Instructions: Fill out the Grey Cells with the relevant information. Input 0 or none if there is nothing recorded in that account or there is no applicable information to report. Copy and paste this sheet as many times as is necessary.

* Arizona Department of Water Resources ("ADWR") well identification number. For example 55-XXXXXX.
 ** Pump motor type, turbine or submersible.

*** A standard fire hydrant has two 2.5 inch hose connection nozzles with 7.5 threads per inch, and one 4.5 inch pumper connection nozzle with 4 threads per inch.

Water Utility Plant Description (Continued)			CUSTOMER METERS	
MAINS			Size (inches)	Quantity
Sizes (inches)	Material	Length (feet)	5/8 X 3/4	2
6.00	PVC	1,040		

For the following three items, list the utility owned assets in each category for each system.

TREATMENT EQUIPMENT:	
STRUCTURES:	(1) Well House, Concrete floor 10' X 12'
OTHER:	

Instructions: Fill out the Grey Cells with the relevent information. Input 0 or none if there is nothing recorded in that account or there is no applicable information to report. Copy and paste this sheet as many times as is necessary.

Water Use Data Sheet							
Name of the System:		Antelope Lakes					
ADEQ Public Water System Number:		W-02740A					
Month	Number of Customers	Gallons Sold (thousands) ¹	Gallons Pumped (thousands) ²	Gallons Purchased (thousands) ³	Estimated Gallons Authorized Use (thousands) ⁴	Purchased Power Expense ⁵	Purchased Power (kWh) ⁶
January	2	5	5	0	5	\$144	812
February	2	12	12	0	12	137	795
March	2	12	12	0	12	140	800
April	2	9	9	0	9	83	388
May	2	21	21	0	21	172	909
June	2	23	23	0	23	82	356
July	2	22	22	0	22	43	109
August	2	11	11	0	11	32	64
September	2	14	14	0	14	45	14
October	2	10	10	0	10	43	46
November	2	11	11	0	11	41	42
December	2	12	12	0	12	49	47
Totals		162	162	0	162	\$1,011	4,382

If the system has fire hydrants, what is the fire flow requirements? GPM for hrs.

Does the system have chlorination treatment?

Is the Water Utility located in an ADWR Active Management Area (AMA)?
 If yes, which AMA?

Does the Company have an ADWR Gallons Per Capita Per Day (GPCPD) requirement?
 If yes, provide the GPCPD amount:

If applicable, in the space below please provide a description for all un-metered water use along with amounts:

Instructions: Fill out the Grey Cells with the relevant information. Input 0 or none if there is nothing recorded in that account or there is no applicable information to report.

- 1 Gallons sold - Total gallons from customer meters, and other sold gallons such as Construction water.
- 2 Gallons pumped - Total gallons from pumped sources.
- 3 Gallons purchased - Total gallons purchased from other sources.
- 4 Estimated gallons authorized use - Total estimated gallons from authorized metered or unmetered use. Authorized use such as flushing (mains, services and hydrants) draining/cleaning tanks, process, construction, fire fighting, etc.
- 5 Enter the total purchased power costs for the power meters associated with this system.
- 6 Enter the total purchased kWh used by the power meters associated with this system.

Antelope Lakes Water Company, Inc.
 Annual Report
 Utility Shutoffs / Disconnects
 12/31/17

ADEQ System No. :	W-02740A
-------------------	----------

Utility Shutoffs / Disconnects			
Month	Termination without Notice R14-2-410.B	Termination with Notice R14-2-410.C	Other
January	0	0	0
February	0	0	0
March	0	0	0
April	0	0	0
May	0	0	0
June	0	0	0
July	0	0	0
August	0	0	0
September	0	0	0
October	0	0	0
November	0	0	0
December	0	0	0
Total	0	0	0

Other (description):

0	
---	--

Instructions: Fill out the Grey Cells with the relevant information. Input 0 or none if there is nothing recorded in that account or there is no applicable information to report.

Antelope Lakes Water Company, Inc.
Annual Report
Property Taxes
12/31/17

Property Taxes	
Amount of actual property taxes paid during Calendar Year 2017 was	\$49

If no property taxes paid, explain why.

0

Instructions: Fill out the Grey Cells with the relevant information. Input 0 or none if there is nothing recorded in that account or there is no applicable information to report.

Verification and Sworn Statement (Taxes)

Verification: State of Arizona I, the undersigned of the
(state name)

County of (county name): Yavapai
Name (owner or official) title: Paul D. Levie
Company name: Antelope Lakes Water Company, Inc.

DO SAY THAT THIS ANNUAL UTILITY PROPERTY TAX AND SALES TAX REPORT TO THE ARIZONA CORPORATION COMMISSION.

FOR THE YEAR ENDING: 12/31/17

HAS BEEN PREPARED UNDER MY DIRECTION, FROM THE ORIGINAL BOOKS, PAPERS AND RECORDS OF SAID UTILITY; THAT I HAVE CAREFULLY EXAMINED THE SAME, AND DECLARE THE SAME TO BE A COMPLETE AND CORRECT STATEMENT OF BUSINESS AND AFFAIRS OF SAID UTILITY FOR THE PERIOD COVERED BY THIS REPORT IN RESPECT TO EACH AND EVERY MATTER AND THING SET FORTH, TO THE BEST OF MY KNOWLEDGE, INFORMATION AND BELIEF.

Sworn Statement: I HEREBY ATTEST THAT ALL PROPERTY TAXES FOR SAID COMPANY ARE CURRENT AND PAID IN FULL.

I HEREBY ATTEST THAT ALL SALES TAXES FOR SAID COMPANY ARE CURRENT AND PAID IN FULL.

Paul D. Levie
signature of owner/official

928-717-2616
telephone no.

RECEIVED

MAY 04 2018

ARIZONA CORP. COMMISSION
UTILITIES DIVISION - DIRECTOR'S OFFICE

SUBSCRIBED AND SWORN TO BEFORE ME A NOTARY PUBLIC
IN AND FOR THE COUNTY

THIS


5th

DAY OF

Yavapai
(county name)
April 2018
(month) and (year)

MY COMMISSION EXPIRES

5-14-19
(date)

 KAREN F WOODS
NOTARY PUBLIC, ARIZONA
YAVAPAI COUNTY
My Commission Expires
May 14, 2019

Karen F Woods
(signature of notary public)

Verification and Sworn Statement

Verification:

State of Arizona I, the undersigned of the
(state name)
County of (county name): Yavapai
Name (owner or official) title: Paul D. Levie
Company name: Antelope Lakes Water Company, Inc.

DO SAY THAT THIS ANNUAL UTILITY PROPERTY TAX AND SALES TAX REPORT TO THE ARIZONA CORPORATION COMMISSION.

FOR THE YEAR ENDING: 12/31/17

HAS BEEN PREPARED UNDER MY DIRECTION, FROM THE ORIGINAL BOOKS, PAPERS AND RECORDS OF SAID UTILITY; THAT I HAVE CAREFULLY EXAMINED THE SAME, AND DECLARE THE SAME TO BE A COMPLETE AND CORRECT STATEMENT OF BUSINESS AND AFFAIRS OF SAID UTILITY FOR THE PERIOD COVERED BY THIS REPORT IN RESPECT TO EACH AND EVERY MATTER AND THING SET FORTH, TO THE BEST OF MY KNOWLEDGE, INFORMATION AND BELIEF.

Sworn Statement: IN ACCORDANCE WITH THE REQUIREMENTS OF TITLE 40, ARTICLE 8, SECTION 40-401, ARIZONA REVISED STATUTES, IT IS HEREIN REPORTED THAT THE GROSS OPERATING REVENUE OF SAID UTILITY DERIVED FROM ARIZONA INTRASTATE UTILITY OPERATIONS DURING THE CALENDAR YEAR WAS:

Arizona Intrastate Gross Operating Revenues Only (\$)

\$614

(The amount in the box above includes

\$51 in sales taxes
billed or collected)

RECEIVED

MAY 04 2018

ARIZONA CORPORATION COMMISSION
UTILITIES DIVISION - DIRECTOR'S OFFICE

Paul D. Levie
signature of owner/official

0

telephone no.

SUBSCRIBED AND SWORN TO BEFORE ME A NOTARY PUBLIC
IN AND FOR THE COUNTY

THIS


5th

DAY OF

Yavapai
(county name)
April 2018
(month) and (year)

MY COMMISSION EXPIRES

5-14-19
(date)



Karen F Woods
(signature of notary public)

Verification and Sworn Statement (Residential Revenue)

Verification:

State of Arizona I, the undersigned of the
(state name)

County of (county name): Paul D. Levie
Name (owner or official) title: 0
Company name: Antelope Lakes Water Company, Inc.

DO SAY THAT THIS ANNUAL UTILITY PROPERTY TAX AND SALES TAX REPORT TO THE ARIZONA CORPORATION COMMISSION.

FOR THE YEAR ENDING: 12/31/17

HAS BEEN PREPARED UNDER MY DIRECTION, FROM THE ORIGINAL BOOKS, PAPERS AND RECORDS OF SAID UTILITY; THAT I HAVE CAREFULLY EXAMINED THE SAME, AND DECLARE THE SAME TO BE A COMPLETE AND CORRECT STATEMENT OF BUSINESS AND AFFAIRS OF SAID UTILITY FOR THE PERIOD COVERED BY THIS REPORT IN RESPECT TO EACH AND EVERY MATTER AND THING SET FORTH, TO THE BEST OF MY KNOWLEDGE, INFORMATION AND BELIEF.

Sworn Statement: IN ACCORDANCE WITH THE REQUIREMENTS OF TITLE 40, ARTICLE 8, SECTION 40-401, ARIZONA REVISED STATUTES, IT IS HEREIN REPORTED THAT THE GROSS OPERATING REVENUE OF SAID UTILITY DERIVED FROM ARIZONA INTRASTATE UTILITY OPERATIONS RECEIVED FROM RESIDENTIAL CUSTOMERS DURING THE CALENDAR YEAR WAS:

Arizona Intrastate Gross Operating Revenues Only (\$)

\$614

(The amount in the box above includes

\$51 in sales taxes
billed or collected)

RECEIVED

MAY 04 2018

ARIZONA CORPORATION COMMISSION
UTILITIES DIVISION - DIRECTOR'S OFFICE

Paul D. Levie
signature of owner/official

0
telephone no.

SUBSCRIBED AND SWORN TO BEFORE ME A NOTARY PUBLIC
IN AND FOR THE COUNTY

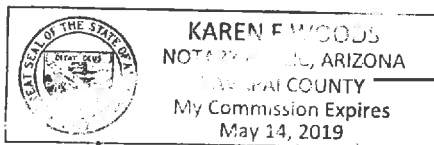
Yavapai
(county name)

THIS 5th

DAY OF April 2018
(month) and (year)

MY COMMISSION EXPIRES

5-14-19
(date)



Karen F. Woods
(signature of notary public)