

*file*

RECEIVED  
UTILITIES DIVISION  
2020 APR 17 A 9:04

ARIZONA CORPORATION  
COMMISSION

**ANNUAL REPORT**

Of

Company Name:   
PO Box 843

Mailing Address: Wellton AZ  
85356

Docket No.:   
For the Year Ended:

**WATER UTILITY**

To

Arizona Corporation Commission

**Due on April 15th**

Email: [rdefuente@azcc.gov](mailto:rdefuente@azcc.gov), mail or deliver the completed Annual Report to:  
Arizona Corporation Commission  
Compliance Section - Utilities Division  
1200 West Washington Street  
Phoenix, Arizona 85007

Application Type:   
Application Date:

*Entered 6/29/2020*

ARIZONA CORPORATION COMMISSION  
WATER UTILITY ANNUAL REPORT  
Antelope Water Company  
A Class  Utility

For the Calendar Year Ended:

Primary Address:   
City:  State:  Zip Code:

Telephone Number:

Date of Original Organization of Utility:

Person to whom correspondence should be addressed concerning this report:

Name:   
Telephone No. :   
Address:   
City:  State:  Zip Code:   
Email:

Name:   
Telephone No. :   
Address:   
City:  State:  Zip Code:   
Email:

Name:   
Telephone No. :   
Address:   
City:  State:  Zip Code:   
Email:

Name:   
Telephone No. :   
Address:   
City:  State:  Zip Code:   
Email:

Name:   
Telephone No. :   
Address:   
City:  State:  Zip Code:   
Email:

Ownership:

Counties Served:

**Important changes during the year**

For those companies not subject to the affiliated interest rules, has there been a change in ownership or direct control during the year?

If yes, please provide specific details in the box below.

N/A

Has the company been notified by any other regulatory authorities during the year, that they are out of compliance?

If yes, please provide specific details in the box below.

N/A

Antelope Water Company  
 Annual Report  
 Utility Plant in Service (Water)  
 12/31/19

Utility Plant in Service (Water)							
Account No.	Description	Beginning Year Original Cost	Current Year Additions	Current Year Retirements	Adjusted Original Cost	Accumulated Depreciation	OCFD (OC less AD)
301	Organization	26,973			\$0	26,973	\$0
302	Franchises	1,000			0	0	0
303	Land and Land Rights	3,000			0	0	0
304	Structures and Improvements	37,509			0	37,509	0
305	Collecting & Improving Reservoirs				0		0
306	Lake, River, Canal Intakes				0		0
307	Wells and Springs				0		0
308	Infiltration Galleries				0		0
309	Supply Mains				0		0
310	Power Generation Equipment				0		0
311	Pumping Equipment	18,337			0	18,337	0
320	Water Treatment Equipment				0		0
320.1	Water Treatment Plants	6,350			0	6,350	0
320.2	Solution Chemical Feeders	45,699			0	45,699	0
320.3	Point-of-Use Treatment Devices	20,248			0	20,248	0
330	Distribution Reservoirs and Standpipes				0		0
330.1	Storage Tanks	40,299			0	40,299	0
330.2	Pressure Tanks	1,000			0	1,000	0
331	Transmission and Distribution Mains	19,523			0	19,523	0
333	Services	50,180			0	50,180	0
334	Meters and Meter Installations	5,265			0	5,265	0
335	Hydrants	11,067			0	11,067	0
336	Backflow Prevention Devices	5,644			0	5,644	0
339	Other Plant and Misc. Equipment	64,739			0	64,739	0
340	Office Furniture and Equipment	118			0	118	0
340.1	Computer & Software				0		0
341	Transportation Equipment				0		0
342	Stores Equipment				0		0
343	Tools, Shop and Garage Equipment				0		0
344	Laboratory Equipment				0		0
345	Power Operated Equipment				0		0
346	Communication Equipment				0		0
347	Miscellaneous Equipment				0		0
348	Other Tangible Plant	659			0		0
	Totals	357,610	\$0	\$0	\$0	357,610	0.00 \$0

Antelope Water Company  
 Annual Report  
 Depreciation Expense for the Current Year (Water)  
 12/31/19

Depreciation Expense for the Current Year (Water)									
Account No.	Description	Beginning Year Original Cost	Current Year Additions	Current Year Retirements	Adjusted Original Cost	Fully Depreciated-Non-depreciable Plant	Depreciable Plant	Depreciation Percentages	Depreciation Expense
301	Organization	26,973	\$0	\$0	\$0		\$0	4%	\$0
302	Franchises	1,000	0	0	0		0		0
303	Land and Land Rights	3,000	0	0	0		0		0
304	Structures and Improvements	37,509	0	0	0		0	5%	0
305	Collecting & Improving Reservoirs		0	0	0		0		0
306	Lake, River, Canal Intakes		0	0	0		0		0
307	Wells and Springs		0	0	0		0		0
308	Infiltration Galleries		0	0	0		0		0
309	Supply Mains		0	0	0		0		0
310	Power Generation Equipment		0	0	0		0		0
311	Pumping Equipment	18,337	0	0	0		0	5%	0
320	Water Treatment Equipment		0	0	0		0		0
320.1	Water Treatment Plants	6,350	0	0	0		0		0
320.2	Solution Chemical Feeders	45,699	0	0	0		0	5%	0
320.3	Point-of-Use Treatment Devices	20,248	0	0	0		0		0
330	Distribution Reservoirs and Standpipes		0	0	0		0		0
330.1	Storage Tanks	40,299	0	0	0		0	5%	0
330.2	Pressure Tanks	1,000	0	0	0		0		0
331	Transmission and Distribution Mains	19,523	0	0	0		0		0
333	Services	50,180	0	0	0		0	5%	0
334	Meters and Meter Installations	5,265	0	0	0		0	1%	0
335	Hydrants	11,067	0	0	0		0	5%	0
336	Backflow Prevention Devices	5,644	0	0	0		0		0
339	Other Plant and Misc. Equipment	64,739	0	0	0		0	5%	0
340	Office Furniture and Equipment	118	0	0	0		0		0
340.1	Computer & Software		0	0	0		0		0
341	Transportation Equipment		0	0	0		0		0
342	Stores Equipment		0	0	0		0		0
343	Tools, Shop and Garage Equipment		0	0	0		0		0
344	Laboratory Equipment		0	0	0		0		0
345	Power Operated Equipment		0	0	0		0		0
346	Communication Equipment		0	0	0		0		0
347	Miscellaneous Equipment		0	0	0		0		0
348	Other Tangible Plant	659	0	0	0		0		0
	Subtotal	357,610	\$0	\$0	\$0	\$0	\$0	N/A	0.00%

Contribution(s) in Aid of Construction (Gross) 0  
 Less: Non Amortizable Contribution(s) 0  
 Fully Amortized Contribution(s) 0  
 Amortizable Contribution(s) \_\_\_\_\_  
 Times: Proposed Amortization Rate  
 Amortization of CIAC

0  
 0  
 0  
 \_\_\_\_\_  
 \$0

Less: Amortization of CIAC

DEPRECIATION EXPENSE

Antelope Water Company  
 Annual Report  
 Balance Sheet Assets  
 12/31/19

Balance Sheet Assets				
	Assets		Balance at Beginning of Year (2019)	Balance at End of Year (2019)
Account No.	<b>Current and Accrued Assets</b>			
131	Cash		16,975	17,748
134	Working Funds			
135	Temporary Cash Investments		56,383	56,557
141	Customer Accounts Receivable		2,274	2,463
146	Notes Receivable from Associated Companies			
151	Plant Material and Supplies			
162	Prepayments			
174	Miscellaneous Current and Accrued Assets			
	<b>Total Current and Accrued Assets</b>		<b>75,632</b>	<b>76,768</b>
Account No.	<b>Fixed Assets</b>			
101	Utility Plant in Service*		357,610	357,610
103	Property Held for Future Use			
105	Construction Work in Progress			
108	Accumulated Depreciation (enter as negative)*		(357,610)	(357,610)
121	Non-Utility Property			
122	Accumulated Depreciation - Non Utility			
	<b>Total Fixed Assets</b>		<b>5,328</b>	<b>5,212</b>
	<b>Total Assets</b>		<b>80,960</b>	<b>81,980</b>

\*Note these items feed automatically from AR3 UPIS Page 4

Antelope Water Company  
Annual Report  
Balance Sheet Liabilities and Owners Equity

Balance Sheet Liabilities and Owners Equity				
	Liabilities		Balance at Beginning of Year (2019)	Balance at End of Year (2019)
Account No.	<b>Current Liabilities</b>			
231	Accounts Payable		1,198	1,198
232	Notes Payable (Current Portion)			
234	Notes Payable to Associated Companies			
235	Customer Deposits		545	545
236	Accrued Taxes		119	136
237	Accrued Interest			
242	Miscellaneous Current and Accrued Liabilities			
	<b>Total Current Liabilities</b>		1,862	1,879
	<b>Long Term Debt</b>			
224	Long Term Debt (Notes and Bonds)		36,492	35,103
	<b>Deferred Credits</b>			
251	Unamortized Premium on Debt			
252	Advances in Aid of Construction			
255	Accumulated Deferred Investment Tax Credits			
271	Contributions in Aid of Construction		287,103	287,103
272	Less: Amortization of Contributions			
281	Accumulated Deferred Income Tax			
	<b>Total Deferred Credits</b>		287,103	287,103
	<b>Total Liabilities</b>		325,457	324,085
	<b>Capital Accounts</b>			
201	Common Stock Issued			
211	Other Paid-In Capital			
215	Retained Earnings		(244,497)	(242,105)
218	Proprietary Capital (Sole Props and Partnerships)			
	<b>Total Capital</b>		(244,497)	(242,105)
	<b>Total Liabilities and Capital</b>		80,960	81,980

**Note: Total liabilities and Capital must match total assets for the beginning and end of the year!**

Antelope Water Company  
Annual Report  
Water Comparative Income Statement  
12/31/19

Water Comparative Income Statement			
Account No.	Calendar Year	Current Year 01/01/2019 - 12/31/2019	Last Year 01/01/2018 - 12/31/2018
	<b>Operating Revenue</b>		
461	Metered Water Revenue	30,487	31,240
460	Unmetered Water Revenue		
462	Fire Protection Revenue		
469	Guaranteed Revenues (Surcharges)		
471	Miscellaneous Service Revenues		
474	Other Water Revenue	(197)	(94.98)
	<b>Total Revenues</b>	<b>30,290</b>	<b>31,145</b>
	<b>Operating Expenses</b>		
601	Salaries and Wages		
604	Employee Pensions and Benefits		
610	Purchased Water	1,073	2,243
615	Purchased Power	4,473	3,582
618	Chemicals	3,246	2,798
620	Materials and Supplies		
620.1	Repairs and Maintenance	1,352	3,540
620.2	Office Supplies and Expense	595	495
630	Contractual Services	11,465	11,860
631	Contractual Services - Engineering		
632	Contractual Services - Accounting		
633	Contractual Services - Legal		
634	Contractual Services - Management Fees		
635	Contractual Services - Water Testing	760	1,740
636	Contractual Services - Other		
640	Rents	22	92
641	Rental of Building/Real Property		
642	Rental of Equipment		
650	Transportation Expenses		
657	Insurance - General Liability	1,145	1,199
657.1	Insurance - Health and Life		
665	Regulatory Commission Expense - Rate		
670	Bad Debt Expense		
675	Miscellaneous Expense	525	257
403	Depreciation Expense (From Schedule AR4)		
408	Taxes Other Than Income	337	1,545
408.11	Property Taxes	1,315	1,373
409	Income Taxes		
427.1	Customer Security Deposit Interest		
	<b>Total Operating Expenses</b>	<b>26,308</b>	<b>30,724</b>
	<b>Operating Income / (Loss)</b>	<b>3,982</b>	<b>421</b>
	<b>Other Income / (Expense)</b>		
419	Interest and Dividend Income	174	171
421	Non-Utility Income	17	17
426	Miscellaneous Non-Utility (Expense)	(37)	(50)
427	Interest (Expense)	(1,743)	(1,814)
	<b>Total Other Income / (Expense)</b>	<b>(1,589)</b>	<b>(1,676)</b>
	<b>Net Income / (Loss)</b>	<b>2,393</b>	<b>(1,255)</b>



Antelope Water Company  
 Annual Report  
 Full time equivalent employees  
 12/31/19

Full time equivalent employees

	Direct Company	Allocated	Outside service	Total
President				0.0
Vice-president				0.0
Manager				0.0
Engineering Staff				0.0
System Operator(s)				0.0
Meter reader		N		0.0
Customer Service				0.0
Accounting		A		0.0
Business Office				0.0
Rates Department				0.0
Administrative Staff				0.0
Other				0.0
<b>Total</b>	0.0	0.0	0.0	0.0

Antelope Water Company  
 Annual Report  
 Supplemental Financial Data (Long-Term Debt)  
 12/31/19

Supplemental Financial Data (Long-Term Debt)				
	Loan #1	Loan #2	Loan #3	Loan #4
Date Issued	03/28/1997			
Source of Loan	USDA			
ACC Decision No.	N/A			
Reason for Loan	UPGRADE FACILITY			
Dollar Amt. Issued	55,000			
Amount Outstanding	35,108.43			
Date of Maturity	03/28/2038			
Interest Rate	4.875			
Current Year Interest	1,748.34			
Current Year Principal	1,383.66			

Meter Deposit Balance at Test Year End:	545
---	-----

Meter Deposits Refunded During the Test Year:	0.00
---	------

*List all bonds, notes, loans, and other types of indebtedness in which the proceeds were used in the provision of public utility service. Indebtedness incurred for personal uses by the owner of the utility should not be listed. Input 0 or none if there is nothing to report for that cell.*



Water Utility Plant Description	
Name of the System:	0
ADEQ Public Water System Number:	14001
ADWR PCC Number:	

MAINS		
Sizes (inches)	Material	Length (feet)
2	PVC	1,500
3		
4		
5		
6	TRANSITE	8,000
8		
10		
12		

CUSTOMER METERS			
Size (inches)	Quantity	Percent over 1,00,000 gallons	Percent over 10 years old
5/8 X 3/4	64		

SERVICE LINES			
Material	Percent of system	Year installed	
NONE			

BOOSTER PUMPS		
Horsepower	GPM	Quantity
15		2

FIRE HYDRANTS	
Type	Quantity
Standard *	NONE
Other	

STORAGE TANKS			
Capacity (gallons)	Material	Quantity	Year installed
41,400	1		

PRESSURE/BLADDER TANKS			
Capacity (gallons)	Material	Quantity	Year installed
2,500		1	
1,500		1	

\* A standard fire hydrant has two 2.5 inch hose connection nozzles with 7.5 threads per inch, and one 4.5 inch pumper connection nozzle with 4 threads per inch.

Water Utility Plant Description (Continued)
---

For the following three items, list the utility owned assets in each category for each system.

TREATMENT EQUIPMENT:	(1) GAS CHLORINATOR
----------------------	---------------------

STRUCTURES:	(1) SETTLING BASIN & SHADE (1) FILTER BUILDING (1) CHLORINE BUILDING
-------------	--

OTHER:	ELECTRICAL CONTROLS & SHADE
--------	-----------------------------

**Provide a calculation used to determine the value of one water equivalent residential connection (ERC).**

Use one of the following methods

- (a) If actual flow data are available from the preceding 12 months, divide the total annual single family residence (SFR) gallons sold by the average number of single family residence customers for the same period and divide the result by 365
- (b) If no historical flow data are available, use:  
 $ERC = ( \text{Total SFR gallons sold (Omit 000)} / 365 \text{ days} / 350 \text{ gallons per day} )$

ERC

Method used

Customer and Other Information	
Name of the System:	0
ADEQ Public Water System Number:	
ADWR PCC Number:	

Month	Number of Customers				
	Single-Family	Multi-Family	Commercial	Turf/Irrigation	Other Non-Residential
January	62				
February	61				
March	61				
April	61				
May	61				
June	60				
July	60				
August	60				
September	60				
October	61				
November	61				
December	62				

If the system has fire hydrants, what is the fire flow requirements?  GPM for  hrs.

Does the system have chlormation treatment?

Does the Company have an ADWR Gallons Per Capita Per Day (GPCPD) requirement?   
 If yes, provide the GPCPD amount.

Is the Water Utility located in an ADWR Active Management Area (AMA)?   
 If yes, which AMA?

What is the present system connection capacity (in ERCs \*) using existing lines?

What is the future system connection capacity (in ERCs \*) upon service area buildout?

Describe any plans and estimated completion dates for any enlargements or improvements of this system.

\* an ERC is based on the calculation on the bottom of AR9 page 12.

Antelope Water Company  
 Annual Report  
 Utility Shutoffs / Disconnects  
 12/31/19

Utility Shutoffs / Disconnects	
Name of the System:	0
ADEQ Public Water System Number:	14001
ADWR PCC Number:	

Month	Termination without Notice R14-2-410.B	Termination with Notice R14-2-410.C	Other
January	N/A		
February			
March			
April			
May			
June			
July			
August			
September			
October			
November			
December			
<b>Total</b>	<b>0</b>	<b>0</b>	<b>0</b>

Other (description):

**Instructions:** Fill out the Grey Cells with the relevant information. Input 0 or none if there is nothing recorded in that account or there is no applicable information to report.

Antelope Water Company  
Annual Report  
Property Taxes  
12/31/19

**Property Taxes**

Amount of actual property taxes paid during Calendar Year 2019 was \$1,315.00

If no property taxes paid, explain why.

**Instructions:** Fill out the Grey Cells with the relevant information. Input 0 or none if there is nothing recorded in that account or there is no applicable information to report.

ANTELOPE WATER CO. P.O. BOX 843 WELLTON, AZ 85355	M-532 12/1	1361
PAY TO THE ORDER OF <u>Yuma Co Treasurer</u>		DATE <u>10/17/19</u>
MEMO <u>40000011 Property Tax</u>		\$ <u>1315.00</u> <sup>00</sup> / <sub>100</sub>
One Thousand Three Hundred Fifteen and <sup>40</sup> / <sub>100</sub> DOLLARS		<input type="checkbox"/> <input checked="" type="checkbox"/>
NATIONAL BANK OF ARIZONA WWW.NBARIZONA.COM   800.492.8158		
MEMO <u>40000011</u> <u>Property Tax</u> <u>Wendy Berner</u>		
⑆ 622605320⑆ 0817443617⑆ 6366		

Processed 10/24/19      \$1315.00      Ch# 1361



Verification and Sworn Statement (Taxes)

Verification: State of ARIZONA I, the undersigned of the  
(State name)

County of (county name): YUMA  
Name (owner or official) title: DOROTHY BERNER- SECRETARY  
Company name: Antelope Water Company

DO SAY THAT THIS ANNUAL UTILITY PROPERTY TAX AND SALES TAX REPORT TO THE ARIZONA CORPORATION COMMISSION.

FOR THE YEAR ENDING: 12/31/19

HAS BEEN PREPARED UNDER MY DIRECTION, FROM THE ORIGINAL BOOKS, PAPERS AND RECORDS OF SAID UTILITY; THAT I HAVE CAREFULLY EXAMINED THE SAME, AND DECLARE THE SAME TO BE A COMPLETE AND CORRECT STATEMENT OF BUSINESS AND AFFAIRS OF SAID UTILITY FOR THE PERIOD COVERED BY THIS REPORT IN RESPECT TO EACH AND EVERY MATTER AND THING SET FORTH TO THE BEST OF MY KNOWLEDGE, INFORMATION AND BELIEF.

Sworn Statement: I HEREBY ATTEST THAT ALL PROPERTY TAXES FOR SAID COMPANY ARE CURRENT AND PAID IN FULL.

I HEREBY ATTEST THAT ALL SALES TAXES FOR SAID COMPANY ARE CURRENT AND PAID IN FULL.


Dorothy Berner  
signature of owner/official

928-920-8645  
telephone no.

RECEIVED  
UTILITIES DIVISION  
2020 APR 17 A 8:51  
ARIZONA CORPORATION  
COMMISSION

SUBSCRIBED AND SWORN TO BEFORE ME A NOTARY PUBLIC  
IN AND FOR THE COUNTY

THIS 14TH DAY OF YUMA  
APRIL 2020  
(month) and (year)

MY COMMISSION EXPIRES  
 **DEBORAH L. VAUGHAN**  
NOTARY PUBLIC, ARIZONA  
YUMA COUNTY  
My Commission Expires  
April 24, 2020

APRIL 24, 2020  
(date)

Deborah L. Vaughan  
(signature of notary public)

Verification and Sworn Statement

Verification:

State of ARIZONA the undersigned of the  
(state name)  
County of (county name): YUMA  
Name (owner or official) title: DOROTHY BERNER - SECRETARY  
Company name: Antelope Water Company

DO SAY THAT THIS ANNUAL UTILITY PROPERTY TAX AND SALES TAX REPORT TO THE ARIZONA CORPORATION COMMISSION.

FOR THE YEAR ENDING: 12/31/19

HAS BEEN PREPARED UNDER MY DIRECTION, FROM THE ORIGINAL BOOKS, PAPERS AND RECORDS OF SAID UTILITY; THAT I HAVE CAREFULLY EXAMINED THE SAME AND DECLARE THE SAME TO BE A COMPLETE AND CORRECT STATEMENT OF BUSINESS AND AFFAIRS OF SAID UTILITY FOR THE PERIOD COVERED BY THIS REPORT IN RESPECT TO EACH AND EVERY MATTER AND THING SET FORTH, TO THE BEST OF MY KNOWLEDGE, INFORMATION AND BELIEF.

Sworn Statement: IN ACCORDANCE WITH THE REQUIREMENTS OF TITLE 40, ARTICLE 8, SECTION 40-401, ARIZONA REVISED STATUTES, IT IS HEREIN REPORTED THAT THE GROSS OPERATING REVENUE OF SAID UTILITY DERIVED FROM ARIZONA INTRASTATE UTILITY OPERATIONS DURING THE CALENDAR YEAR WAS:

Arizona Intrastate Gross Operating Revenues Only (\$)

\$32,614

(The amount in the box above includes

\$2,127

in sales taxes

billed or collected)

RECEIVED  
UTILITIES DIVISION  
2020 APR 17 A 8:51  
ARIZONA CORPORATION  
COMMISSION

Dorothy Berner  
signature of owner/official

928-920-8645  
telephone no.

SUBSCRIBED AND SWORN TO BEFORE ME A NOTARY PUBLIC  
IN AND FOR THE COUNTY

THIS

14TH

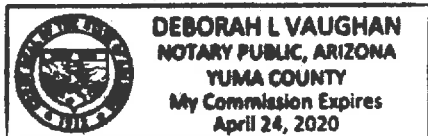
DAY OF

YUMA  
(county name)

APRIL 2020  
(month) and (year)

MY COMMISSION EXPIRES

APRIL 24, 2020  
(date)



Deborah L. Vaughan  
(signature of notary public)

Verification and Sworn Statement (Residential Revenue)

Verification:

State of ARIZONA I, the undersigned of the  
(state name)

County of (county name): YUMA  
Name (owner or official) title: DOROTHY BERNER - SECRETARY  
Company name: Antelope Water Company

DO SAY THAT THIS ANNUAL UTILITY PROPERTY TAX AND SALES TAX REPORT TO THE ARIZONA CORPORATION COMMISSION.

FOR THE YEAR ENDING: 12/31/19

HAS BEEN PREPARED UNDER MY DIRECTION, FROM THE ORIGINAL BOOKS, PAPERS AND RECORDS OF SAID UTILITY; THAT I HAVE CAREFULLY EXAMINED THE SAME, AND DECLARE THE SAME TO BE A COMPLETE AND CORRECT STATEMENT OF BUSINESS AND AFFAIRS OF SAID UTILITY FOR THE PERIOD COVERED BY THIS REPORT IN RESPECT TO EACH AND EVERY MATTER AND THING SET FORTH TO THE BEST OF MY KNOWLEDGE, INFORMATION AND BELIEF.

Sworn Statement: IN ACCORDANCE WITH THE REQUIREMENTS OF TITLE 40, ARTICLE 8, SECTION 40-401, ARIZONA REVISED STATUTES, IT IS HEREIN REPORTED THAT THE GROSS OPERATING REVENUE OF SAID UTILITY DERIVED FROM ARIZONA INTRASTATE UTILITY OPERATIONS RECEIVED FROM RESIDENTIAL CUSTOMERS DURING THE CALENDAR YEAR WAS:

Arizona Intrastate Gross Operating Revenues Only (\$)

\$32,614

(The amount in the box above includes

\$2,127 in sales taxes  
billed or collected)

RECEIVED  
UTILITIES DIVISION  
2020 APR 17 A 8:51  
ARIZONA CORPORATION  
COMMISSION

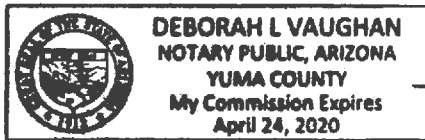
Dorothy Berner  
signature of owner/official

928-920-8645  
telephone no.

SUBSCRIBED AND SWORN TO BEFORE ME A NOTARY PUBLIC  
IN AND FOR THE COUNTY YUMA  
(county name)

THIS 14TH DAY OF APRIL 2020  
(month) and (year)

MY COMMISSION EXPIRES APRIL 24, 2020  
(date)



Deborah L. Vaughan  
(signature of notary public)

Antelope Water Company  
Annual Report  
Full Gross-up Method for Income Tax Statement of Certification  
12/31/19

Full Gross-up Method for Income Tax Statement of Certification

Verification:

State of ARIZONA I, the undersigned of the  
(state name)

County of (county name):

YUMA

Name (owner or official) title:

DOROTHY BERNER - SECRETARY

Company name:

Antelope Water Company

FOR THE YEAR ENDING: 12/31/19

Sworn Statement:

IN ACCORDANCE WITH THE REQUIREMENTS OF DECISION NO. 77084, BECAUSE THE UTILITY REQUIRES THE GROSS UP OF ADVANCES AND CONTRIBUTIONS, I HEREBY STATE THAT THE UTILITY HAS NOT INCURRED NOR IS EXPECTED TO INCUR A NET INCREASE IN CURRENT INCOME TAX EXPENSE OR A DECREASE IN DEFERRED TAX ASSET FOR A CARRY FORWARD ACCORDING TO GAAP IN AN AMOUNT EQUAL TO OR GREATER THAN THE AMOUNT OF THE REQUIRED GROSS UP PAID BY DEVELOPERS IN THE PERIOD COVERED BY THIS ANNUAL REPORT.

RECEIVED  
UTILITIES DIVISION  
2020 APR 17 A 8:51  
ARIZONA CORPORATION  
COMMISSION

Dorothy Berner  
signature of owner/official

928-920-8645  
telephone no

SUBSCRIBED AND SWORN TO BEFORE ME A NOTARY PUBLIC  
IN AND FOR THE COUNTY

YUMA  
(county name)

THIS

14TH

DAY OF


APRIL 2020

(month) and (year)

MY COMMISSION EXPIRES

APRIL 24, 2020

(date)



Deborah L. Vaughan  
(signature of notary public)