

**ANNUAL REPORT**

Of

Company Name: Anway Manville Water Company, LLC

Mailing Address: PO Box 85160  
Tucson, AZ 85754

Docket No.: W-03233A  
For the Year Ended: 12/31/2016

RECEIVED

APR 19 2017

ARIZONA CORP COMMISSION  
UTILITIES DIVISION - DIRECTOR'S OFFICE

**WATER UTILITY**

To

Arizona Corporation Commission

**Due on April 15th**

Email: rdelafuente@azcc.gov, mail or deliver the completed Annual Report to:  
Arizona Corporation Commission  
Compliance Section - Utilities Division  
1200 West Washington Street  
Phoenix, AZ 85007

Application Type: Original Filing  
Application Date: 2016

4-27-17

ARIZONA CORPORATION COMMISSION  
WATER UTILITY ANNUAL REPORT  
Anway Manville Water Company, LLC

A Class  A  B  C  D  **E**  F  G  H  I  J  K  L  M  N  O  P  Q  R  S  T  U  V  W  X  Y  Z  Other

1. For the Calendar Year Ended 12/31/2016

2. Address:

PO Box 85160			
City: Tucson	State: AZ	Zip Code: 85754	

3. Telephone Number:

520.623.5172
--------------

4. Date of Original Organization of Utility:

1996
------

5. Person to whom correspondence should be addressed concerning this report:

Name:	Bonnie O'Connor				
Telephone No. :	520.623.5172				
Address:	PO Box 85160				
City:	Tucson	State:	AZ	Zip Code:	85754
Email:	info@southwesternutility.com				

6. On-Site Manager:

Name:	Keith Dojaquez				
Telephone No. :	520.623.5172				
Address:	PO Box 85160				
City:	Tucson	State:	AZ	Zip Code:	85754
Email:	info@southwesternutility.com				

7. Ownership:

Limited Liability Company
---------------------------

8. Counties Served:

Pima
------

Anway Manville Water Company, LLC  
Annual Report  
Utility Plant in Service (Water)  
12/31/2016

Utility Plant in Service (Water)				
Account No.	Description	Original Cost	Accumulated Depreciation	OCLD (OC less AD)
301	Organization	\$ 13,282	\$ -	\$ 13,282
302	Franchises	-	-	-
303	Land and Land Rights	2,273	-	2,273
304	Structures and Improvements	6,191	2,530	3,661
305	Collecting & Improving Reservoirs	-	-	-
306	Lake, River, Canal Intakes	-	-	-
307	Wells and Springs	64,451	(35,622)	100,073
308	Infiltration Galleries	-	-	-
309	Supply Mains	-	-	-
310	Power Generation Equipment	-	-	-
311	Pumping Equipment	89,077	31,150	57,927
320	Water Treatment Equipment	5,206	1,491	3,715
320.1	Water Treatment Plants	-	-	-
320.2	Solution Chemical Feeders	-	-	-
320.3	Point-of-Use Treatment Devices	-	-	-
330	Distribution Reservoirs and Standpipes	38,327	19,510	18,817
330.1	Storage Tanks	149,171	54,851	94,320
330.2	Pressure Tanks	-	-	-
331	Transmission and Distribution Mains	411,544	190,204	221,340
333	Services	33,034	13,076	19,958
334	Meters and Meter Installations	17,195	5,842	11,353
335	Hydrants	5,403	2,024	3,379
336	Backflow Prevention Devices	-	-	-
339	Other Plant and Misc. Equipment	-	-	-
340	Office Furniture and Equipment	-	-	-
340.1	Computers & Software	-	-	-
341	Transportation Equipment	-	-	-
342	Stores Equipment	-	-	-
343	Tools, Shop and Garage Equipment	-	-	-
344	Laboratory Equipment	-	-	-
345	Power Operated Equipment	-	-	-
346	Communications Equipment	-	-	-
347	Miscellaneous Equipment	-	-	-
348	Other Tangible Plant	6,523	3,309	3,214
	<b>Totals</b>	<b>\$ 841,676</b>	<b>\$ 288,363</b>	<b>\$ 553,312</b>

Anway Manville Water Company, LLC  
Annual Report  
Depreciation Expense for the Current Year (Water)  
12/31/2016

Depreciation Expense for the Current Year (Water)								
Account No.	Description	Original Cost	Current Year Additions	Adjusted Original Cost	Fully Depreciated/Non-depreciable Plant	Depreciable Plant	Depreciation Percentages	Depreciation Expense
301	Organization	\$ 13,282		\$ 13,282	-	\$ 13,282		
302	Franchises			-	-	-		-
303	Land and Land Rights	2,273		2,273	-	2,273		-
304	Structures and Improvements	6,191		6,191	-	6,191	3.00%	186
305	Collecting & Improving Reservoirs			-	-	-		-
306	Lake, River, Canal Intakes			-	-	-		-
307	Wells and Springs	64,451		64,451	-	64,451	3.00%	1,934
308	Infiltration Galleries			-	-	-		-
309	Supply Mains			-	-	-		-
310	Power Generation Equipment			-	-	-		-
311	Pumping Equipment	89,077		89,077	-	89,077	3.00%	2,672
320	Water Treatment Equipment	5,206		5,206	-	5,206	3.00%	156
320.1	Water Treatment Plants			-	-	-		-
320.2	Solution Chemical Feeders			-	-	-		-
320.3	Point-of-Use Treatment Devices			-	-	-		-
330	Distribution Reservoirs and Standpipes	38,327		38,327	-	38,327	3.00%	1,150
330.1	Storage Tanks	149,171		149,171	-	149,171	3.00%	4,475
330.2	Pressure Tanks			-	-	-		-
331	Transmission and Distribution Mains	411,544		411,544	-	411,544	3.00%	12,346
333	Services	32,596	437	33,034	-	33,034	3.00%	984
334	Meters and Meter Installations	16,222	973	17,195	-	17,195	3.00%	501
335	Hydrants	5,403		5,403	-	5,403	3.00%	162
336	Backflow Prevention Devices			-	-	-		-
339	Other Plant and Misc. Equipment			-	-	-		-
340	Office Furniture and Equipment			-	-	-		-
340.1	Computers & Software			-	-	-		-
341	Transportation Equipment			-	-	-		-
342	Stores Equipment			-	-	-		-
343	Tools, Shop and Garage Equipment			-	-	-		-
344	Laboratory Equipment			-	-	-		-
345	Power Operated Equipment			-	-	-		-
346	Communications Equipment			-	-	-		-
347	Miscellaneous Equipment			-	-	-		-
348	Other Tangible Plant	6,523		6,523	-	6,523	3.00%	196
	<b>Subtotal</b>	<b>\$ 840,265</b>	<b>\$ 1,410</b>	<b>\$ 841,676</b>	<b>\$ -</b>	<b>\$ 841,676</b>		<b>\$ 24,762</b>

Contribution(s) in Aid of Construction (Gross)	\$	62,416
Less: Non Amortizable Contributions(s)		-
Fully Amortized Contributions(s)		-
Amortizable Contribution(s)	\$	62,416
Times: Proposed Amortization Rate		3.00%
<b>Amortization of CIAC</b>	\$	1,872

Less: Amortization of CIAC \$ (1,872)

**DEPRECIATION EXPENSE** \$ 22,889

Anway Manville Water Company, LLC  
Annual Report  
Balance Sheet Assets  
12/31/2016

Balance Sheet Assets				
	Assets		Balance at Beginning of Year (2016)	Balance at End of Year (2016)
Account No.	<b>Current and Accrued Assets</b>			
131	Cash		\$ 25,071	\$ 32,104
134	Working Funds			
135	Temporary Cash Investments		61,341	66,463
141	Customer Accounts Receivable		1,577	682
146	Notes Receivable from Associated Companies			
151	Plant Material and Supplies			
162	Prepayments			
174	Miscellaneous Current and Accrued Assets			
	<b>Total Current and Accrued Assets</b>		\$ 87,989	\$ 99,249
Account No.	<b>Fixed Assets</b>			
101	Utility Plant in Service		\$ 840,265	\$ 841,676
103	Property Held for Future Use			
105	Construction Work In Progress			
108	Accumulated Depreciation - Utility Plant		(263,601)	(288,363)
121	Non-Utility Property			
122	Accumulated Depreciation - Non Utility			
	<b>Total Fixed Assets</b>		\$ 576,664	\$ 553,312
	<b>Total Assets</b>		\$ 664,653	\$ 652,561

Anway Manville Water Company, LLC  
Annual Report  
Balance Sheet Liabilities and Owners Equity  
12/31/2016

**Balance Sheet Liabilities and Owners Equity**

		Balance at Beginning of Year (2016)	Balance at End of Year (2016)
	<b>Liabilities</b>		
<b>Account No.</b>	<b>Current Liabilities</b>		
231	Accounts Payable	\$ 4,624	\$ 8,213
232	Notes Payable (Current Portion)		
234	Notes/Accounts Payable to Associated Companies		
235	Customer Deposits	12,975	13,393
236	Accrued Taxes	674	706
237	Accrued Interest		
241	Miscellaneous Current and Accrued Liabilities		
	<b>Total Current Liabilities</b>	<b>\$ 18,273</b>	<b>\$ 22,312</b>
	<b>Long-Term Debt</b>		
224	Long-Term Debt (Notes and Bonds)	\$ -	\$ -
	<b>Deferred Credits</b>		
251	Unamortized Premium on Debt	\$ -	\$ -
252	Advances in Aid of Construction	201,322	193,408
255	Accumulated Deferred Investment Tax Credits		
271	Contributions in Aid of Construction	62,416	62,416
272	Less: Amortization of Contributions	(10,064)	(11,936)
281	Accumulated Deferred Income Tax		
	<b>Total Deferred Credits</b>	<b>\$ 253,674</b>	<b>\$ 243,888</b>
	<b>Total Liabilities</b>	<b>\$ 271,947</b>	<b>\$ 266,200</b>
	<b>Capital Accounts</b>		
201	Common Stock Issued	\$ -	\$ -
211	Other Paid-In Capital		
215	Retained Earnings	260,137	305,792
218	Proprietary Capital (Sole Props and Partnerships)	132,569	\$ 80,569
	<b>Total Capital</b>	<b>\$ 392,706</b>	<b>\$ 386,361</b>
	<b>Total Liabilities and Capital</b>	<b>\$ 664,653</b>	<b>\$ 652,561</b>

Anway Manville Water Company, LLC  
Annual Report  
Water Comparative Income Statement  
12/31/2016

<b>Water Comparative Income Statement</b>			
Account No.	Calendar Year	Current Year 01/01/2016 - 12/31/2016	Last Year 01/01/2015 - 12/31/2015
	<b>Operating Revenue</b>		
461	Metered Water Revenue	\$ 141,055	\$ 138,936
460	Unmetered Water Revenue		
462	Fire Protection Revenue		
469	Guaranteed Revenues (Surcharges)		
471	Miscellaneous Service Revenues		
474	Other Water Revenues	2,615	2,870
	<b>Total Revenues</b>	<b>\$ 143,670</b>	<b>\$ 141,806</b>
	<b>Operating Expenses</b>		
601	Salaries and Wages	\$ -	\$ -
604	Employee Pensions and Benefits		
610	Purchased Water		
615	Purchased Power	14,480	13,492
618	Chemicals	1,736	743
620	Materials and Supplies		
621.1	Repairs and Maintenance	1,965	1,864
620.2	Office Supplies and Expense	2,201	2,072
630	Contractual Services		44,763
631	Contractual Services - Engineering		
632	Contractual Services - Accounting	4,526	
633	Contractual Services - Legal		
634	Contractual Services - Management Fees	40,062	
635	Contractual Services - Water Testing		1,996
636	Contractual Services - Other	393	
640	Rents		
641	Rental of Building/Real Property		
642	Rental of Equipment		
650	Transportation Expenses	1,767	2,412
657	Insurance - General Liability	2,064	2,731
657.1	Insurance - Health and Life		
665	Regulatory Commission - Rate Case Expense		
670	Bad Debt Expense	445	
675	Miscellaneous Expense	1,078	1,355
403	Depreciation Expense (From Page 4)	22,889	22,808
408	Taxes Other Than Income		
408.11	Property Taxes	9,038	13,723
409	Income Taxes		
427.1	Customer Security Deposit Interest	493	405
	<b>Total Operating Expenses</b>	<b>\$ 103,137</b>	<b>\$ 108,364</b>
	<b>Operating Income / (Loss)</b>	<b>\$ 40,533</b>	<b>\$ 33,442</b>
	<b>Other Income / (Expense)</b>		
419	Interest and Dividend Income		\$ 155
421	Non-Utility Income		
426	Miscellaneous Non-Utility (Expense)		
427	Interest (Expense)		
	<b>Total Other Income / (Expense)</b>	<b>\$ -</b>	<b>\$ 155</b>
	<b>Net Income / (Loss)</b>	<b>\$ 40,533</b>	<b>\$ 33,597</b>

Anway Manville Water Company, LLC  
 Annual Report  
 Supplemental Financial Data (Long-Term Debt)  
 12/31/2016

**Supplemental Financial Data (Long-Term Debt)**

	Loan #1	Loan #2	Loan #3	Loan #4
Date Issued	<b>No Loans</b>			
Source of Loan				
ACC Decision No.				
Reason for Loan				
Dollar Amount Issued	\$ -	\$ -	\$ -	\$ -
Amount Outstanding	\$ -	\$ -	\$ -	\$ -
Date of Maturity				
Interest Rate	%	%	%	%
Current Year Interest	\$ -	\$ -	\$ -	\$ -
Current Year Principal	\$ -	\$ -	\$ -	\$ -

Meter Deposit Balance at Year End:	\$ 450
------------------------------------	--------

Meter Deposits Refunded During the Year:	\$ 1,280
--	----------

*List all bonds, notes, loans, and other types of indebtedness in which the proceeds were used in the provision of public utility service. Indebtedness incurred for personal uses by the owner of the utility should not be listed.*



**Water Utility Plant Description**

Name of the System:

ADEQ Public Water System Number: 10-354

WELLS								
ADWR ID No *	Pump Horsepower	Pump Yield (gpm)	Casing Depth (Feet)	Casing Diameter (inches)	Pump Motor Type **	Meter Size (inches)	Year Drilled	Arsenic Level (mg/L)
55-219141	25	250	600	8	Submersible	3	2010	0.0030
55-568735	30	150	610	8	Submersible	4	1999	0.0033

OTHER WATER SOURCES		
Name or Description	Capacity (gpm)	Gallons Purchased or Obtained (in thousands)
N/A		

BOOSTER PUMPS		
Horsepower	GPM	Quantity
15.0		2
7.5		2

FIRE HYDRANTS	
Type	Quantity
Standard ***	10
Other	

STORAGE TANKS		
Capacity	Material	Quantity
20,000	Steel	2

PRESSURE/BLADDER TANKS	
Capacity	Quantity
5,000	2

\* Arizona Department of Water Resources ("ADWR") well identification number.

\*\* Pump motor type, turbine or submersible.

\*\*\* A standard fire hydrant has two 2.5 inch hose connection nozzles with 7.5 threads per inch, and one 4.5 inch pumper connection nozzle with 4 threads per inch.

Anway Manville Water Company, LLC  
 Annual Report  
 Water Utility Plant Description (Continued)  
 12/31/2016

**Water Utility Plant Description (Continued)**

Name of the System:	
ADEQ Public Water System Number	10-354

MAINS		
Size (inches)	Material	Length (feet)
2		
3		
4	PVC	8,065
5		
6	PVC	12,240
8		
10		
12		

CUSTOMER METERS	
Size (inches)	Quantity
5/8 x 3/4	344
3/4	
1	
1 1/2	
Compound 2	1
Turbine 2	
Compound 3	1
Turbine 3	
Compound 4	
Turbine 5	
Compound 6	
Turbine 6	
6+	

For the following three items, list the utility owned assets in each category for each system.

<b>TREATMENT EQUIPMENT:</b>	Two chlorinators
-----------------------------	------------------

<b>STRUCTURES:</b>	800 feet of chain link fence, 8 x 30 foot building at well site 1
--------------------	---

<b>OTHER:</b>	
---------------	--

Water Use Data Sheet					
Name of the System:					
ADEQ Public Water System Number:		10-354			
Month	Number of Customers	Gallons Sold (thousands) <sup>1</sup>	Gallons Pumped (thousands) <sup>2</sup>	Gallons Purchased (thousands) <sup>3</sup>	Estimated Gallons Authorized Use (thousands) <sup>4</sup>
January	231	1170	1258	0	
February	230	903	1020	0	
March	231	1070	1172	0	
April	232	1377	1503	0	
May	232	1279	1401	0	
June	230	1426	1540	0	
July	231	1678	1840	0	
August	232	1703	1897	0	
September	232	1158	1414	0	
October	230	1295	1592	0	
November	228	1208	1435	0	
December	231	1145	1318	0	
	<b>Totals</b>	15412	17390	0	

If system has fire hydrants, what is the fire flow requirements  GPM for  hrs.

Does the system have chlorination treatment?

Is the Water Utility located in an ADWR Active Management Area (AMA)?   
 If yes, which AMA?

Does the Company have an ADWR Gallons Per Capita Per Day (GPCPD) requirement?   
 If yes, provide the GPCPD amount:

**If applicable, in the space below please provide a description for all un-metered water use along with amounts:**

Large leaks found and repaired, well 3 storage drained and refilled

<sup>1</sup> Gallons sold - Total gallons from customer meters.  
<sup>2</sup> Gallons pumped - Total gallons from pumped sources.  
<sup>3</sup> Gallons purchased - Total gallons purchased from other sources.  
<sup>4</sup> Estimated gallons authorized use - Total estimated gallons from authorized meter or unmetered use. Authorized use such as flushing (mains, services and hydrants) draining/cleaning tanks, process, construction, fire fighting, etc.

Anway Manville Water Company, LLC

Annual Report

Utility Shutoffs / Disconnects

12/31/2016

Name of the System:

--

ADEQ Public Water System Number:

10-354

Utility Shutoffs / Disconnects			
Month	Termination without Notice R14-2-410.B	Termination with Notice R14-2-410.C	Other
January	0	6	0
February	0	4	0
March	0	0	0
April	0	6	0
May	0	5	0
June	0	3	0
July	0	0	0
August	0	6	0
September	0	6	0
October	0	1	0
November	0	9	0
December	0	6	0
<b>Total</b>	<b>0</b>	<b>52</b>	<b>0</b>

Other (description):

--

Anway Manville Water Company, LLC  
Annual Report  
Property Taxes  
12/31/2016

<b>Property Taxes</b>
-----------------------

Amount of actual property taxes paid during Calendar year 2016 was	\$	9,093
--	----	-------

If no property taxes paid, explain why.

Anway Manville Water Company, LLC  
Annual Report  
Verification and Statement (Taxes)  
12/31/2016

**Verification and Statement (Taxes)**

**Verification:** State of Arizona I, the undersigned of the  
(state name)

County of (county name): Pima  
Name (owner or official) title: Bonnie O'Connor, Manager  
Company Name: Anway Manville Water Company, LLC

DO SAY THAT THIS ANNUAL UTILITY PROPERTY TAX AND SALES TAX REPORT TO THE ARIZONA CORPORATION COMMISSION

FOR THE YEAR ENDING: 12/31/2016

HAS BEEN PREPARED UNDER MY DIRECTION, FROM THE ORIGINAL BOOKS, PAPERS AND RECORDS OF SAID UTILITY; THAT I HAVE CAREFULLY EXAMINED THE SAME, AND DECLARE THE SAME TO BE A COMPLETE AND CORRECT STATEMENT OF BUSINESS AND AFFAIRS OF SAID UTILITY FOR THE PERIOD COVERED BY THIS REPORT IN RESPECT TO EACH AND EVERY MATTER AND THING SET FORTH, TO THE BEST OF MY KNOWLEDGE, INFORMATION AND BELIEF.

**Sworn Statement:** I HEREBY ATTEST THAT ALL PROPERTY TAXES FOR SAID COMPANY ARE CURRENT AND PAID IN FULL.

I HEREBY ATTEST THAT ALL SALES TAXES FOR SAID COMPANY ARE CURRENT AND PAID IN FULL.

  
signature of owner/official

520.623.5175  
telephone no.

RECEIVED

APR 19 2017

ARIZONA CORP COMMISSION  
UTILITIES DIVISION - DIRECTOR'S OFFICE


SUBSCRIBED AND SWORN TO BEFORE ME A NOTARY PUBLIC  
IN AND FOR THE COUNTY

Pima  
(county name)

THIS 14th DAY OF April 2017  
(month) and (year)

MY COMMISSION EXPIRES 5/27/19  
(date)



  
signature of notary public

**Verification and Statement**

**Verification:** State of Arizona I, the undersigned of the  
(state name)

County of (county name): Pima  
Name (owner or official) title: Bonnie O'Connor, Manager  
Company Name: Anway Manville Water Company, LLC

DO SAY THAT THIS ANNUAL UTILITY PROPERTY TAX AND SALES TAX REPORT TO THE ARIZONA CORPORATION COMMISSION

FOR THE YEAR ENDING: 12/31/2016

HAS BEEN PREPARED UNDER MY DIRECTION, FROM THE ORIGINAL BOOKS, PAPERS AND RECORDS OF SAID UTILITY; THAT I HAVE CAREFULLY EXAMINED THE SAME, AND DECLARE THE SAME TO BE A COMPLETE AND CORRECT STATEMENT OF BUSINESS AND AFFAIRS OF SAID UTILITY FOR THE PERIOD COVERED BY THIS REPORT IN RESPECT TO EACH AND EVERY MATTER AND THING SET FORTH, TO THE BEST OF MY KNOWLEDGE, INFORMATION AND BELIEF.

**Sworn Statement:** IN ACCORDANCE WITH THE REQUIREMENTS OF TITLE 40, ARTICLE 8, SECTION 40-401, ARIZONA REVISED STATUTES, IT IS HEREIN REPORTED THAT THE GROSS OPERATING REVENUE OF SAID UTILITY DERIVED FROM ARIZONA INTRASTATE UTILITY OPERATIONS RECEIVED FROM RESIDENTIAL CUSTOMERS DURING CALENDAR YEAR WAS:

Arizona Intrastate Gross Operating Revenues Only (\$)

\$ 152,535

(The amount in the box above includes

8,865 in sales tax  
billed or collected)

RECEIVED

APR 19 2017

ARIZONA CORP COMMISSION  
UTILITIES DIVISION - DIRECTOR'S OFFICE

Bonnie O'Connor Manager  
signature of owner/official

520.623.5175  
telephone no.


SUBSCRIBED AND SWORN TO BEFORE ME A NOTARY PUBLIC  
IN AND FOR THE COUNTY

Pima  
(county name)

THIS 14th DAY OF April 2017  
(month) and (year)

MY COMMISSION EXPIRES 5/27/19  
(date)

Paul Juhl  
(signature of notary public)



**Verification and Statement (Residential Revenue)**

Verification: State of Arizona I, the undersigned of the  
(state name)

County of (county name): Pima  
Name (owner or official) title: Bonnie O'Connor, Manager  
Company Name: Anway Manville Water Company, LLC

DO SAY THAT THIS ANNUAL UTILITY PROPERTY TAX AND SALES TAX REPORT TO THE ARIZONA CORPORATION COMMISSION

FOR THE YEAR ENDING: 12/31/2016

HAS BEEN PREPARED UNDER MY DIRECTION, FROM THE ORIGINAL BOOKS, PAPERS AND RECORDS OF SAID UTILITY; THAT I HAVE CAREFULLY EXAMINED THE SAME, AND DECLARE THE SAME TO BE A COMPLETE AND CORRECT STATEMENT OF BUSINESS AND AFFAIRS OF SAID UTILITY FOR THE PERIOD COVERED BY THIS REPORT IN RESPECT TO EACH AND EVERY MATTER AND THING SET FORTH, TO THE BEST OF MY KNOWLEDGE, INFORMATION AND BELIEF.

**Sworn Statement:** IN ACCORDANCE WITH THE REQUIREMENTS OF TITLE 40, ARTICLE 8, SECTION 40-401, ARIZONA REVISED STATUTES, IT IS HEREIN REPORTED THAT THE GROSS OPERATING REVENUE OF SAID UTILITY DERIVED FROM ARIZONA INTRASTATE UTILITY OPERATIONS RECEIVED FROM RESIDENTIAL CUSTOMERS DURING CALENDAR YEAR WAS:

Arizona Intrastate Gross Operating Revenues Only (\$)

\$ 152,535

(The amount in the box above includes

\$ 8,865 in sales tax  
billed or collected)


RECEIVED  
APR 19 2017  
ARIZONA CORP COMMISSION  
UTILITIES DIVISION - DIRECTOR'S OFFICE

Bonnie O'Connor  
signature of owner/official

520.623.5175  
telephone no.

SUBSCRIBED AND SWORN TO BEFORE ME A NOTARY PUBLIC  
IN AND FOR THE COUNTY Pima  
(county name)

THIS 14<sup>th</sup> DAY OF April 2017  
(month) and (year)



MY COMMISSION EXPIRES 5/27/19  
(date)  
Paul Juhl  
(signature of notary public)