

**ANNUAL REPORT**

Of

Company Name:   
PO Box 85160

Mailing Address: Tucson AZ  
85754

Docket No.: W-03233A  
For the Year Ended:

**RECEIVED  
BY EMAIL  
4/28/2021, 6:36 PM  
ARIZONA CORPORATION COMMISSION  
UTILITIES DIVISION**

**WATER UTILITY**

To

Arizona Corporation Commission

**Due on April 15th**

Email: Util-Compliance@azcc.gov, mail or deliver the completed Annual Report to:  
Arizona Corporation Commission  
Compliance Section - Utilities Division  
1200 West Washington Street  
Phoenix, Arizona 85007

Application Type:   
Application Date:

ARIZONA CORPORATION COMMISSION  
WATER UTILITY ANNUAL REPORT  
Anway Manville Water Company, L.L.C.  
A Class  Utility

For the Calendar Year Ended: 12/31/20

Primary Address:   
City:  State:  Zip Code:

Telephone Number:

Date of Original Organization of Utility:

Person to whom correspondence should be addressed concerning this report:

Name:   
Telephone No. :   
Address:   
City:  State:  Zip Code:   
Email:

Name:   
Telephone No. :   
Address:   
City:  State:  Zip Code:   
Email:

Name:   
Telephone No. :   
Address:   
City:  State:  Zip Code:   
Email:

Name:   
Telephone No. :   
Address:   
City:  State:  Zip Code:   
Email:

Name:   
Telephone No. :   
Address:   
City:  State:  Zip Code:   
Email:

Ownership:

Counties Served:

<b>Important changes during the year</b>
--

No	For those companies not subject to the affiliated interest rules, has there been a change in ownership or direct control during the year?
	If yes, please provide specific details in the box below.
	N/A

No	Has the company been notified by any other regulatory authorities during the year, that they are out of compliance?
	If yes, please provide specific details in the box below.
	N/A

Utility Plant in Service (Water)							
Account No.	Description	Beginning Year Original Cost	Current Year Additions	Current Year Retirements	Adjusted Original Cost	Accumulated Depreciation	OCLD (OC less AD)
301	Organization	\$13,282			\$13,282		\$13,282
302	Franchises				0		0
303	Land and Land Rights	2,273			2,273		2,273
304	Structures and Improvements	6,191			6,191	3,273	2,918
305	Collecting & Improving Reservoirs				0		0
306	Lake, River, Canal Intakes				0		0
307	Wells and Springs	65,576			65,576	(6,298)	71,874
308	Infiltration Galleries				0		0
309	Supply Mains				0		0
310	Power Generation Equipment				0		0
311	Pumping Equipment	109,168			109,168	43,346	65,822
320	Water Treatment Equipment				0		0
320.1	Water Treatment Plants				0		0
320.2	Solution Chemical Feeders	5,206			5,206	2,116	3,090
320.3	Point-of-Use Treatment Devices				0		0
330	Distribution Reservoirs and Standpipes	38,327			38,327	24,109	14,218
330.1	Storage Tanks	149,171			149,171	72,752	76,419
330.2	Pressure Tanks				0		0
331	Transmission and Distribution Mains	412,829			412,829	239,710	173,119
333	Services	33,034			33,034	17,039	15,995
334	Meters and Meter Installations	17,195	13,500		30,695	8,108	22,587
335	Hydrants	5,403			5,403	2,672	2,731
336	Backflow Prevention Devices				0		0
339	Other Plant and Misc. Equipment				0		0
340	Office Furniture and Equipment				0		0
340.1	Computer & Software				0		0
341	Transportation Equipment				0		0
342	Stores Equipment				0		0
343	Tools, Shop and Garage Equipment				0		0
344	Laboratory Equipment				0		0
345	Power Operated Equipment				0		0
346	Communication Equipment				0		0
347	Miscellaneous Equipment				0		0
348	Other Tangible Plant	6,523			6,523	4,091	2,432
	<b>Totals</b>	<b>\$864,178</b>	<b>\$13,500</b>	<b>\$0</b>	<b>\$877,678</b>	<b>\$410,918</b>	<b>\$466,760</b>

Anway Manville Water Company, L.L.C.  
Annual Report  
Depreciation Expense for the Current Year (Water)  
12/31/20

Depreciation Expense for the Current Year (Water)									
Account No.	Description	Beginning Year Original Cost	Current Year Additions	Current Year Retirements	Adjusted Original Cost	Fully Depreciated/Non-depreciable Plant	Depreciable Plant	Depreciation Percentages	Depreciation Expense
301	Organization	\$13,282	\$0	\$0	\$13,282	\$13,282	\$0		\$0
302	Franchises	0	0	0	0	0	0		0
303	Land and Land Rights	2,273	0	0	2,273	2,273	0		0
304	Structures and Improvements	6,191	0	0	6,191		6,191	3.00%	186
305	Collecting & Improving Reservoirs	0	0	0	0		0		0
306	Lake, River, Canal Intakes	0	0	0	0		0		0
307	Wells and Springs	65,576	0	0	65,576		65,576	3.00%	4,118
308	Infiltration Galleries	0	0	0	0		0		0
309	Supply Mains	0	0	0	0		0		0
310	Power Generation Equipment	0	0	0	0		0		0
311	Pumping Equipment	109,168	0	0	109,168		109,168	3.00%	3,275
320	Water Treatment Equipment	0	0	0	0		0		0
320.1	Water Treatment Plants	0	0	0	0		0		0
320.2	Solution Chemical Feeders	5,206	0	0	5,206		5,206	3.00%	156
320.3	Point-of-Use Treatment Devices	0	0	0	0		0		0
330	Distribution Reservoirs and Standpipes	38,327	0	0	38,327		38,327	3.00%	1,150
330.1	Storage Tanks	149,171	0	0	149,171		149,171	3.00%	4,475
330.2	Pressure Tanks	0	0	0	0		0		0
331	Transmission and Distribution Mains	412,829	0	0	412,829		412,829	3.00%	12,385
333	Services	33,034	0	0	33,034		33,034	3.00%	991
334	Meters and Meter Installations	17,195	13,500	0	30,695		30,695	3.00%	718
335	Hydrants	5,403	0	0	5,403		5,403	3.00%	162
336	Backflow Prevention Devices	0	0	0	0		0		0
339	Other Plant and Misc. Equipment	0	0	0	0		0		0
340	Office Furniture and Equipment	0	0	0	0		0		0
340.1	Computer & Software	0	0	0	0		0		0
341	Transportation Equipment	0	0	0	0		0		0
342	Stores Equipment	0	0	0	0		0		0
343	Tools, Shop and Garage Equipment	0	0	0	0		0		0
344	Laboratory Equipment	0	0	0	0		0		0
345	Power Operated Equipment	0	0	0	0		0		0
346	Communication Equipment	0	0	0	0		0		0
347	Miscellaneous Equipment	0	0	0	0		0		0
348	Other Tangible Plant	6,523	0	0	6,523		6,523	3.00%	196
	<b>Subtotal</b>	<b>\$864,178</b>	<b>\$13,500</b>	<b>\$0</b>	<b>\$877,678</b>	<b>\$15,555</b>	<b>\$862,123</b>		<b>\$27,812</b>

Contribution(s) in Aid of Construction (Gross)	\$62,416
Less: Non Amortizable Contribution(s)	0
Fully Amortized Contribution(s)	0
Amortizable Contribution(s)	<b>\$62,416</b>
Times: Proposed Amortization Rate	3.00%
<b>Amortization of CIAC</b>	<b>\$1,872</b>

Less: Amortization of CIAC \$1,872

**DEPRECIATION EXPENSE** **\$25,940**

Anway Manville Water Company, L.L.C.  
 Annual Report  
 Balance Sheet Assets  
 12/31/20

<b>Balance Sheet Assets</b>				
	<b>Assets</b>		Balance at Beginning of Year (2020)	Balance at End of Year (2020)
Account No.	<b>Current and Accrued Assets</b>			
131	Cash		\$193,565	\$179,667
134	Working Funds			
135	Temporary Cash Investments			
141	Customer Accounts Receivable		(186)	2,076
146	Notes Receivable from Associated Companies			
151	Plant Material and Supplies			
162	Prepayments			133
174	Miscellaneous Current and Accrued Assets			
	<b>Total Current and Accrued Assets</b>		<b>\$193,379</b>	<b>\$181,876</b>
Account No.	<b>Fixed Assets</b>			
101	Utility Plant in Service*		\$864,178	\$877,678
103	Property Held for Future Use			
105	Construction Work in Progress			
108	Accumulated Depreciation <b>(enter as negative)*</b>		(363,751)	(410,918)
121	Non-Utility Property			
122	Accumulated Depreciation - Non Utility			
	<b>Total Fixed Assets</b>		<b>\$500,427</b>	<b>\$466,760</b>
	<b>Total Assets</b>		<b>\$693,806</b>	<b>\$648,636</b>

\*Note these items feed automatically from AR3 UPIS Page 4

Anway Manville Water Company, L.L.C.  
Annual Report  
Balance Sheet Liabilities and Owners Equity

<b>Balance Sheet Liabilities and Owners Equity</b>				
	<b>Liabilities</b>		Balance at Beginning of Year (2020)	Balance at End of Year (2020)
<b>Account No.</b>	<b>Current Liabilities</b>			
231	Accounts Payable		\$4,536	\$4,467
232	Notes Payable (Current Portion)			
234	Notes Payable to Associated Companies			
235	Customer Deposits		15,486	14,514
236	Accrued Taxes		715	765
237	Accrued Interest			
242	Miscellaneous Current and Accrued Liabilities			2,617
	<b>Total Current Liabilities</b>		<b>\$20,737</b>	<b>\$22,363</b>
	<b>Long Term Debt</b>			
224	Long Term Debt (Notes and Bonds)		\$0	\$0
	<b>Deferred Credits</b>			
251	Unamortized Premium on Debt		\$0	\$0
252	Advances in Aid of Construction		172,979	166,358
255	Accumulated Deferred Investment Tax Credits			
271	Contributions in Aid of Construction		62,416	62,416
272	Less: Amortization of Contributions		(17,554)	(19,426)
281	Accumulated Deferred Income Tax			
	<b>Total Deferred Credits</b>		<b>\$217,841</b>	<b>\$209,348</b>
	<b>Total Liabilites</b>		<b>\$238,578</b>	<b>\$231,711</b>
	<b>Capital Accounts</b>			
201	Common Stock Issued		\$0	\$0
211	Other Paid-In Capital			
215	Retained Earnings		141,159	102,856
218	Proprietary Capital (Sole Props and Partnerships)		314,069	314,069
	<b>Total Capital</b>		<b>\$455,228</b>	<b>\$416,925</b>
	<b>Total Liabilities and Capital</b>		<b>\$693,806</b>	<b>\$648,636</b>

**Note: Total liabilities and Capital must match total assets for the beginning and end of the year!**

Anway Manville Water Company, L.L.C.  
Annual Report  
Water Comparative Income Statement  
12/31/20

<b>Water Comparative Income Statement</b>			
Account No.	Calendar Year	Current Year 01/01/2020 - 12/31/2020	Last Year 01/01/2019 - 12/31/2019
	<b>Operating Revenue</b>		
461	Metered Water Revenue	\$155,735	\$145,037
460	Unmetered Water Revenue		
462	Fire Protection Revenue		
469	Guaranteed Revenues (Surcharges)		
471	Miscellaneous Service Revenues		
474	Other Water Revenue	1,153	1,781
	<b>Total Revenues</b>	<b>\$156,888</b>	<b>\$146,818</b>
	<b>Operating Expenses</b>		
601	Salaries and Wages	\$0	\$0
604	Employee Pensions and Benefits		
610	Purchased Water		
615	Purchased Power	17,618	15,691
618	Chemicals	686	409
620	Materials and Supplies	27	
620.1	Repairs and Maintenance		624
620.2	Office Supplies and Expense	3,862	1,982
630	Contractual Services		
631	Contractual Services - Engineering		
632	Contractual Services - Accounting	4,776	5,096
633	Contractual Services - Legal		52
634	Contractual Services - Management Fees	46,695	40,182
635	Contractual Services - Water Testing	993	1,391
636	Contractual Services - Other	1,019	227
640	Rents		
641	Rental of Building/Real Property		
642	Rental of Equipment		
650	Transportation Expenses	1,922	1,899
657	Insurance - General Liability	2,389	2,290
657.1	Insurance - Health and Life		
665	Regulatory Commission Expense - Rate		
670	Bad Debt Expense	77	518
675	Miscellaneous Expense	1,203	1,213
403	Depreciation Expense (From Schedule AR4)	25,940	23,586
408	Taxes Other Than Income		
408.11	Property Taxes	8,946	9,040
409	Income Taxes		
427.1	Customer Security Deposit Interest	491	323
	<b>Total Operating Expenses</b>	<b>\$116,644</b>	<b>\$104,523</b>
	<b>Operating Income / (Loss)</b>	<b>\$40,244</b>	<b>\$42,295</b>
	<b>Other Income / (Expense)</b>		
419	Interest and Dividend Income	\$702	\$425
421	Non-Utility Income	105	44,970
426	Miscellaneous Non-Utility (Expense)	(19,354)	
427	Interest (Expense)		
	<b>Total Other Income / (Expense)</b>	<b>(\$18,547)</b>	<b>\$45,395</b>
	<b>Net Income / (Loss)</b>	<b>\$21,697</b>	<b>\$87,690</b>



Anway Manville Water Company, L.L.C.  
 Annual Report  
 Full time equivalent employees  
 12/31/20

**Full time equivalent employees**

	Direct Company	Allocated	Outside service	Total
President				0.0
Vice-president				0.0
Manager				0.0
Engineering Staff				0.0
System Operator(s)			difficult to	0.0
Meter reader			determine	0.0
Customer Service				0.0
Accounting				0.0
Business Office				0.0
Rates Department				0.0
Administrative Staff				0.0
Other				0.0
<b>Total</b>	0.0	0.0	0.0	0.0

<b>Supplemental Financial Data (Long-Term Debt)</b>				
	Loan #1	Loan #2	Loan #3	Loan #4
Date Issued	No Loans			
Source of Loan				
ACC Decision No.				
Reason for Loan				
Dollar Amt. Issued				
Amount Outstanding				
Date of Maturity				
Interest Rate				
Current Year Interest				
Current Year Principal				

Meter Deposit Balance at Test Year End:	\$560
---	-------

Meter Deposits Refunded During the Test Year:	\$20
---	------

**List all bonds, notes, loans, and other types of indebtedness in which the proceeds were used in the provision of public utility service. Indebtedness incurred for personal uses by the owner of the utility should not be listed. Input 0 or none if there is nothing to report for that cell.**

Well and Water Usage											
Name of the System:		ANWAY-MANVILLE LLC									
ADEQ Public Water System Number:		AZ0410354									
ADWR PCC Number:		91-000503.0000									
Well registry 55# (55-XXXXXX):	Pump Horsepower	Pump Yield (gpm)	Casing Depth (feet)	Casing Diameter (inches)	Pump Motor Type **	Year Drilled	Water level 2010	Water level 2020	Meter Size (inches)	How measured:	Active
55-219141	25	250	8	8	Submersible	2010	355	345	3	Metered	Yes
55-568735	30	150	8	8	Submersible	1999	420	355	4	Metered	Yes

Name of system water delivered to:	
ADWR PCC Number:	N/A
Source of water delivered to another system	
Name of system water received from:	
ADWR PCC Number:	N/A
Source of water received	
Well registry 55# (55-XXXXXX):	

Month	Water withdrawn (gallons) <sup>1</sup>	Water sold (gallons) <sup>2</sup>	Water delivered (sold) to other systems (gallons) <sup>3</sup>	Water received (purchased) from other systems (gallons) <sup>4</sup>	Estimated authorized use (gallons) <sup>5</sup>	Purchased Power Expense <sup>6</sup>	Purchased Power (kWh) <sup>7</sup>
January	951,550.00	853,480.00	0.00	0.00	0.00	\$1,097	5,516
February	1,108,500.00	967,550.00	0.00	0.00	0.00	1,064	5,559
March	1,200,400.00	1,153,830.00	0.00	0.00	0.00	1,113	5,437
April	1,418,000.00	1,335,500.00	0.00	0.00	0.00	1,308	6,609
May	1,479,100.00	1,402,955.00	0.00	0.00	0.00	1,526	7,913
June	1,831,600.00	1,737,370.00	0.00	0.00	0.00	1,762	10,080
July	1,929,400.00	1,861,660.00	0.00	0.00	0.00	1,837	10,551
August	2,096,650.00	2,037,638.00	0.00	0.00	0.00	1,789	10,184
September	1,693,900.00	1,690,280.00	0.00	0.00	0.00	1,677	9,493
October	1,732,500.00	1,679,602.00	0.00	0.00	0.00	1,672	9,512
November	1,811,350.00	1,755,010.00	0.00	0.00	0.00	1,493	8,786
December	1,384,750.00	1,338,020.00	0.00	0.00	0.00	1,280	7,101
<b>Totals</b>	<b>18,637,700.00</b>	<b>17,812,895.00</b>	<b>0.00</b>	<b>0.00</b>	<b>0.00</b>	<b>\$17,618</b>	<b>96,741</b>

If applicable, in the space below please provide a description for all un-metered water use along with amounts:

1 Water withdrawn - Total gallons of water withdrawn from pumped sources.  
 2 Water sold - Total gallons from customer meters, and other sales such as construction water.  
 3 Water delivered (sold) to other systems - Total gallons of water delivered to other systems.  
 4 Water received (purchased) from other systems - Total gallons of water purchased/received from other systems.  
 5 Estimated authorized use - Total estimated gallons from authorized metered or unmetered use. Authorized uses such as flushing (mains, services and hydrants) draining/cleaning tanks, process, construction, fire fighting, etc. Non-authorized use (real losses) are service line breaks and leaks, water main breaks, meter inaccuracies and theft.  
 6 Enter the total purchased power costs for the power meters associated with this system.  
 7 Enter the total purchased kWh used by the power meters associated with this system.

Water Utility Plant Description	
Name of the System:	ANWAY-MANVILLE LLC
ADEQ Public Water System Number:	AZ0410354
ADWR PCC Number:	91-000503.0000

MAINS		
Sizes (inches)	Material	Length (feet)
4.00	PVC	8,065
6.00	PVC	12,240

CUSTOMER METERS			
Size (inches)	Quantity	Percent over 1,000,000 gallons	Percent over 10 years old
5/8 X 3/4	243	23%	52%
2	1	100%	100%
3	1	0%	100%

SERVICE LINES		
Material	Percent of system	Year installed
Copper	40%	1975
PVC	40%	1975
Black poly	20%	1975

BOOSTER PUMPS		
Horsepower	GPM	Quantity
7.5	150	2
15	300	2

FIRE HYDRANTS	
Type	Quantity
Standard *	10
Other	0

STORAGE TANKS			
Capacity (gallons)	Material	Quantity	Year installed
200,000	Steel	2	1975

PRESSURE/BLADDER TANKS			
Capacity (gallons)	Material	Quantity	Year installed
5,000	Steel	2	1975

\* A standard fire hydrant has two 2.5 inch hose connection nozzles with 7.5 threads per inch, and one 4.5 inch pumper connection nozzle with 4 threads per inch.

<b>Water Utility Plant Description (Continued)</b>
--

For the following three items, list the utility owned assets in each category for each system.

<b>TREATMENT EQUIPMENT:</b>	2 chlorinators
-----------------------------	----------------

<b>STRUCTURES:</b>	800 feet of chain link fence, 8 x 30 foot building at well site 1
--------------------	---

<b>OTHER:</b>	N/A
---------------	-----

Provide a calculation used to determine the value of one water equivalent residential connection (ERC).

Use one of the following methods:

- (a) If actual flow data are available from the preceding 12 months, divide the total annual single family residence (SFR) gallons sold by the average number of single family residence customers for the same period and divide the result by 365
- (b) If no historical flow data are available, use:  
 $ERC = ( \text{Total SFR gallons sold (Omit 000)} / 365 \text{ days} / 350 \text{ gallons per day} )$

ERC	204
Method used:	(a)

Customer and Other Information	
Name of the System:	ANWAY-MANVILLE LLC
ADEQ Public Water System Number:	AZ0410354
ADWR PCC Number:	91-000503.0000

Month	Number of Customers				
	Single-Family	Multi-Family	Commercial	Turf/Irrigation	Other Non-Residential
January	237	0	0	0	1
February	236	0	0	0	1
March	236	0	0	0	0
April	238	0	0	0	0
May	238	0	0	0	0
June	237	0	0	0	0
July	244	0	0	0	0
August	244	0	0	0	0
September	240	0	0	0	0
October	239	0	0	0	0
November	241	0	0	0	0
December	240	0	0	0	0

If the system has fire hydrants, what is the fire flow requirements?  GPM for  hrs.

Does the system have chlorination treatment?

Does the Company have an ADWR Gallons Per Capita Per Day (GPCPD) requirement?   
 If yes, provide the GPCPD amount:

Is the Water Utility located in an ADWR Active Management Area (AMA)?   
 If yes, which AMA?

What is the present system connection capacity (in ERCs \*) using existing lines?

What is the future system connection capacity (in ERCs \*) upon service area buildout?

Describe any plans and estimated completion dates for any enlargements or improvements of this system.

\* an ERC is based on the calculation on the bottom of AR9 page 12.

Anway Manville Water Company, L.L.C.  
**Annual Report**  
 Utility Shutoffs / Disconnects  
 12/31/20

<b>Utility Shutoffs / Disconnects</b>	
Name of the System:	ANWAY-MANVILLE LLC
ADEQ Public Water System Number:	AZ0410354
ADWR PCC Number:	91-000503.0000

Month	Termination without Notice R14-2-410.B	Termination with Notice R14-2-410.C	Other
January	0	3	0
February	0	0	0
March	0	0	0
April	0	0	0
May	0	0	0
June	0	0	0
July	0	0	0
August	0	0	0
September	0	0	0
October	0	0	0
November	0	0	0
December	0	0	0
<b>Total</b>	<b>0</b>	<b>3</b>	<b>0</b>

**Other (description):**

N/A
-----

**Instructions:** Fill out the Grey Cells with the relevent information. Input 0 or none if there is nothing recorded in that account or there is no applicable information to report.

Anway Manville Water Company, L.L.C.  
Annual Report  
Property Taxes  
12/31/20

<b>Property Taxes</b>	
-----------------------	--

Amount of actual property taxes paid during Calendar Year 2020 was	\$9,015
--	---------

If no property taxes paid, explain why.
---

NA
----

<b>Instructions:</b> Fill out the Grey Cells with the relevant information. Input 0 or none if there is nothing recorded in that account or there is no applicable information to report.
---



Verification and Sworn Statement (Taxes)

Verification: State of Arizona I, the undersigned of the  
(state name)

County of (county name): Pima  
Name (owner or official) title: Dorinda Chacon, Manager  
Company name: Anway Manville Water Company, L.L.C.

DO SAY THAT THIS ANNUAL UTILITY PROPERTY TAX AND SALES TAX REPORT TO THE ARIZONA CORPORATION COMMISSION.

FOR THE YEAR ENDING: 12/31/20

HAS BEEN PREPARED UNDER MY DIRECTION, FROM THE ORIGINAL BOOKS, PAPERS AND RECORDS OF SAID UTILITY; THAT I HAVE CAREFULLY EXAMINED THE SAME, AND DECLARE THE SAME TO BE A COMPLETE AND CORRECT STATEMENT OF BUSINESS AND AFFAIRS OF SAID UTILITY FOR THE PERIOD COVERED BY THIS REPORT IN RESPECT TO EACH AND EVERY MATTER AND THING SET FORTH, TO THE BEST OF MY KNOWLEDGE, INFORMATION AND BELIEF.

Sworn Statement: I HEREBY ATTEST THAT ALL PROPERTY TAXES FOR SAID COMPANY ARE CURRENT AND PAID IN FULL.

I HEREBY ATTEST THAT ALL SALES TAXES FOR SAID COMPANY ARE CURRENT AND PAID IN FULL.

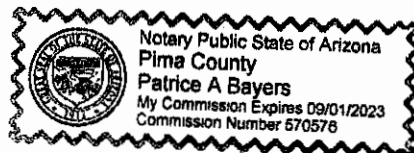
Dorinda Chacon  
signature of owner/official

(520) 623-5172  
telephone no.

SUBSCRIBED AND SWORN TO BEFORE ME A NOTARY PUBLIC  
IN AND FOR THE COUNTY

THIS 27<sup>th</sup> DAY OF Pima  
April 2021  
(month) and (year)

MY COMMISSION EXPIRES 9/01/2023  
(date)



Patrice A. Bayers  
(signature of notary public)

**Verification and Sworn Statement**

**Verification:**

State of Arizona I, the undersigned of the  
(state name)  
County of (county name): Pima  
Name (owner or official) title: Dorinda Chacon, Manager  
Company name: Anway Manville Water Company, L.L.C.

DO SAY THAT THIS ANNUAL UTILITY PROPERTY TAX AND SALES TAX REPORT TO THE ARIZONA CORPORATION COMMISSION.

FOR THE YEAR ENDING: 12/31/20

HAS BEEN PREPARED UNDER MY DIRECTION, FROM THE ORIGINAL BOOKS, PAPERS AND RECORDS OF SAID UTILITY; THAT I HAVE CAREFULLY EXAMINED THE SAME, AND DECLARE THE SAME TO BE A COMPLETE AND CORRECT STATEMENT OF BUSINESS AND AFFAIRS OF SAID UTILITY FOR THE PERIOD COVERED BY THIS REPORT IN RESPECT TO EACH AND EVERY MATTER AND THING SET FORTH, TO THE BEST OF MY KNOWLEDGE, INFORMATION AND BELIEF.


**Sworn Statement:** IN ACCORDANCE WITH THE REQUIREMENTS OF TITLE 40, ARTICLE 8, SECTION 40-401, ARIZONA REVISED STATUTES, IT IS HEREIN REPORTED THAT THE GROSS OPERATING REVENUE OF SAID UTILITY DERIVED FROM ARIZONA INTRASTATE UTILITY OPERATIONS DURING THE CALENDAR YEAR WAS:

Arizona Intrastate Gross Operating Revenues Only (\$)  
\$165,966  
(The amount in the box above includes  
\$9,078 in sales taxes  
billed or collected)

Dorinda Chacon  
signature of owner/official  
  
(520) 623-5172  
telephone no.

SUBSCRIBED AND SWORN TO BEFORE ME A NOTARY PUBLIC  
IN AND FOR THE COUNTY Pima  
THIS 27<sup>th</sup> DAY OF April 2021  
(month) and (year)

MY COMMISSION EXPIRES 9/01/2023  
(date)



Patrice A. Bayers  
(signature of notary public)

**Verification and Sworn Statement (Residential Revenue)**

**Verification:**

State of Arizona I, the undersigned of the  
(state name)

County of (county name): Pima  
Name (owner or official) title: Dorinda Chacon, Manager  
Company name: Anway Manville Water Company, L.L.C.

DO SAY THAT THIS ANNUAL UTILITY PROPERTY TAX AND SALES TAX REPORT TO THE ARIZONA CORPORATION COMMISSION.

FOR THE YEAR ENDING: 12/31/20

HAS BEEN PREPARED UNDER MY DIRECTION, FROM THE ORIGINAL BOOKS, PAPERS AND RECORDS OF SAID UTILITY; THAT I HAVE CAREFULLY EXAMINED THE SAME, AND DECLARE THE SAME TO BE A COMPLETE AND CORRECT STATEMENT OF BUSINESS AND AFFAIRS OF SAID UTILITY FOR THE PERIOD COVERED BY THIS REPORT IN RESPECT TO EACH AND EVERY MATTER AND THING SET FORTH, TO THE BEST OF MY KNOWLEDGE, INFORMATION AND BELIEF.

**Sworn Statement:**

IN ACCORDANCE WITH THE REQUIREMENTS OF TITLE 40, ARTICLE 8, SECTION 40-401, ARIZONA REVISED STATUTES, IT IS HEREIN REPORTED THAT THE GROSS OPERATING REVENUE OF SAID UTILITY DERIVED FROM ARIZONA INTRASTATE UTILITY OPERATIONS RECEIVED FROM RESIDENTIAL CUSTOMERS DURING THE CALENDAR YEAR WAS:

Arizona Intrastate Gross Operating Revenues Only (\$)

\$164,775

(The amount in the box above includes

\$9,064 in sales taxes  
billed or collected)

Dorinda Chacon

signature of owner/official

(520) 623-5172

telephone no.

SUBSCRIBED AND SWORN TO BEFORE ME A NOTARY PUBLIC  
IN AND FOR THE COUNTY

Pima  
(county name)

THIS

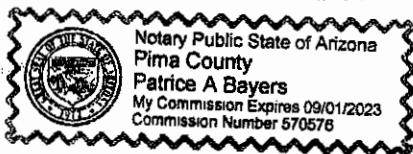
27<sup>th</sup>

DAY OF

April 2021  
(month) and (year)

MY COMMISSION EXPIRES

9/01/2023  
(date)



Patrice A. Bayers  
(signature of notary public)