

ANNUAL REPORT

Of

Company Name: Arivaca Townsite Cooperative Water Company, Inc.

PO Box 398

Mailing Address: Arivaca AZ
85601

Docket No.: W-01546A
For the Year Ended: 12/31/17

RECEIVED
APR 16 2018
ARIZONA CORP COMMISSION
UTILITIES DIVISION - DIRECTOR'S OFFICE

WATER UTILITY

To

Arizona Corporation Commission

Due on April 15th

Email: rdelafuente@azcc.gov, mail or deliver the completed Annual Report to:

Arizona Corporation Commission
Compliance Section - Utilities Division
1200 West Washington Street
Phoenix, Arizona 85007

Application Type: Original Filing
Application Date: 4/16/2018

4-17-18

ARIZONA CORPORATION COMMISSION
WATER UTILITY ANNUAL REPORT
Arivaca Townsite Cooperative Water Company, Inc.
A Class Utility

1. For the Calendar Year Ended:

2. Address:
City: State: Zip Code:

3. Telephone Number:

4. Date of Original Organization of Utility:

5. Person to whom correspondence should be addressed concerning this report:

Name:
Telephone No. :
Address:
City: State: Zip Code:
Email:

6. On-Site Manager:

Name:
Telephone No. :
Address:
City: State: Zip Code:
Email:

7. Ownership:

8. Counties Served:

Arivaca Townsite Cooperative Water Company, Inc.
 Annual Report
 Utility Plant in Service (Water)
 12/31/17

Utility Plant in Service (Water)									
Account No.	Description	Beginning Year Original Cost	Current Year Additions	Current Year Retirements	Adjusted Original Cost	Accumulated Depreciation	OCLD (OC less AD)		
301	Organization	\$800	\$0	\$0	\$800	\$0	\$800		\$800
302	Franchises	0	0	0	0	0	0		0
303	Land and Land Rights	500	0	0	500	0	500		500
304	Structures and Improvements	48,397	0	0	48,397	3,879	44,518		44,518
305	Collecting & Improving Reservoirs	0	0	0	0	0	0		0
306	Lake, River, Canal Intakes	0	0	0	0	0	0		0
307	Wells and Springs	7,394	0	0	7,394	1,678	5,716		5,716
308	Infiltration Galleries	0	0	0	0	0	0		0
309	Supply Mains	0	0	0	0	0	0		0
310	Power Generation Equipment	0	0	0	0	0	0		0
311	Pumping Equipment	7,987	0	0	7,987	6,152	1,835		1,835
320	Water Treatment Equipment	0	0	0	0	0	0		0
320.1	Water Treatment Plants	250	0	0	250	250	0		0
320.2	Solution Chemical Feeders	0	0	0	0	0	0		0
320.3	Point-of-Use Treatment Devices	0	0	0	0	0	0		0
330	Distribution Reservoirs and Standpipes	0	0	0	0	0	0		0
330.1	Storage Tanks	134,710	0	0	134,710	10,803	123,907		123,907
330.2	Pressure Tanks	59,017	0	0	59,017	18,662	40,355		40,355
331	Transmission and Distribution Mains	204,182	0	0	204,182	27,326	176,856		176,856
333	Services	15,670	0	0	15,670	14,065	1,605		1,605
334	Meters and Meter Installations	3,655	0	0	3,655	2,044	1,611		1,611
335	Hydrants	1,863	0	0	1,863	248	1,615		1,615
336	Backflow Prevention Devices	0	0	0	0	0	0		0
339	Other Plant and Misc. Equipment	1,955	0	0	1,955	929	1,026		1,026
340	Office Furniture and Equipment	973	0	0	973	415	558		558
340.1	Computer & Software	1,788	0	0	1,788	1,788	0		0
341	Transportation Equipment	800	0	0	800	800	0		0
342	Stores Equipment	0	0	0	0	0	0		0
343	Tools, Shop and Garage Equipment	0	0	0	0	0	0		0
344	Laboratory Equipment	0	0	0	0	0	0		0
345	Power Operated Equipment	30,736	0	0	30,736	10,732	20,004		20,004
346	Communication Equipment	0	0	0	0	0	0		0
347	Miscellaneous Equipment	0	0	0	0	0	0		0
348	Other Tangible Plant	0	0	0	0	0	0		0
	Totals	\$520,677	\$0	\$0	\$520,677	\$99,771	\$420,906		\$420,906

Instructions: Fill out the Grey Cells with the relevant information. Input 0 or none if there is nothing recorded in that account or there is no applicable information to report.

Account No.	Description	Depreciation Expense for the Current Year (Water)							Fully Depreciated/Non-depreciable Plant	Depreciation Percentages	Depreciation Expense
		Beginning Year Original Cost	Current Year Additions	Current Year Retirements	Adjusted Original Cost	Current Year Retirements	Adjusted Original Cost	Current Year Retirements			
301	Organization	\$800	\$0	\$0	\$800	\$0	\$0	\$0	0.00%	\$0	
302	Franchises	0	0	0	0	0	0	0	0.00%	0	
303	Land and Land Rights	500	0	0	500	0	0	500	0.00%	0	
304	Structures and Improvements	48,397	0	0	48,397	0	0	44,643	3.33%	125	
305	Collecting & Improving Reservoirs	0	0	0	0	0	0	0	0.00%	0	
306	Lake, River, Canal Intakes	0	0	0	0	0	0	0	0.00%	0	
307	Wells and Springs	7,394	0	0	7,394	0	0	5,770	3.33%	54	
308	Infiltration Galleries	0	0	0	0	0	0	0	0.00%	0	
309	Supply Mains	0	0	0	0	0	0	0	0.00%	0	
310	Power Generation Equipment	0	0	0	0	0	0	0	0.00%	0	
311	Pumping Equipment	7,987	0	0	7,987	0	0	1,911	1.25%	76	
320	Water Treatment Equipment	0	0	0	0	0	0	0	0.00%	0	
320.1	Water Treatment Plants	250	0	0	250	0	0	0	0.00%	0	
320.2	Solution Chemical Feeders	0	0	0	0	0	0	0	0.00%	0	
320.3	Point-of-Use Treatment Devices	0	0	0	0	0	0	0	0.00%	0	
330	Distribution Reservoirs and Standpipes	0	0	0	0	0	0	0	0.00%	0	
330.1	Storage Tanks	134,710	0	0	134,710	0	0	124,142	2.22%	235	
330.2	Pressure Tanks	59,017	0	0	59,017	0	0	41,244	5.00%	889	
331	Transmission and Distribution Mains	204,182	0	0	204,182	0	0	177,392	2.00%	536	
333	Services	15,670	0	0	15,670	0	0	2,058	3.33%	453	
334	Meters and Meter Installations	3,655	0	0	3,655	0	0	1,768	8.33%	157	
335	Hydrants	1,863	0	0	1,863	0	0	1,620	2.00%	5	
336	Backflow Prevention Devices	0	0	0	0	0	0	0	0.00%	0	
339	Other Plant and Misc. Equipment	1,955	0	0	1,955	0	0	1,084	6.67%	58	
340	Office Furniture and Equipment	973	0	0	973	0	0	584	6.67%	26	
340.1	Computer & Software	1,788	0	0	1,788	0	0	0	20.00%	358	
341	Transportation Equipment	800	0	0	800	0	0	0	0.00%	0	
342	Stores Equipment	0	0	0	0	0	0	0	0.00%	0	
343	Tools, Shop and Garage Equipment	0	0	0	0	0	0	0	0.00%	0	
344	Laboratory Equipment	0	0	0	0	0	0	0	0.00%	0	
345	Power Operated Equipment	30,736	0	0	30,736	0	0	20,515	5.00%	511	
346	Communication Equipment	0	0	0	0	0	0	0	0.00%	0	
347	Miscellaneous Equipment	0	0	0	0	0	0	0	0.00%	0	
348	Other Tangible Plant	0	0	0	0	0	0	0	0.00%	0	
	Subtotal	\$520,677	\$0	\$0	\$520,677	\$0	\$0	\$423,231		\$3,482	

Contribution(s) in Aid of Construction (Gross) \$0
 Less: Non Amortizable Contribution(s) 0
 Fully Amortized Contribution(s) 0
 Amortizable Contribution(s) \$0
 Times Proposed Amortization Rate 3.57%
 Amortization of CIAC \$0

Less: Amortization of CIAC \$0
DEPRECIATION EXPENSE \$3,482

Instructions: Fill out the Grey Cells with the relevant information. Input 0 or none if there is nothing recorded in that account or there is no applicable information to report.

Arivaca Townsite Cooperative Water Company, Inc.
 Annual Report
 Balance Sheet Assets
 12/31/17

Balance Sheet Assets				
	Assets		Balance at Beginning of Year (2017)	Balance at End of Year (2017)
Account No.	Current and Accrued Assets			
131	Cash		\$25,757	\$24,994
134	Working Funds		0	0
135	Temporary Cash Investments		11,113	18,021
141	Customer Accounts Receivable		0	0
146	Notes Receivable from Associated Companies		0	0
151	Plant Material and Supplies		0	0
162	Prepayments		0	0
174	Miscellaneous Current and Accrued Assets		0	0
	Total Current and Accrued Assets		\$36,870	\$43,015
Account No.	Fixed Assets			
101	Utility Plant in Service*		\$520,677	\$520,677
103	Property Held for Future Use		0	0
105	Construction Work in Progress		0	0
108	Accumulated Depreciation (enter as negative)*		(96,646)	(99,771)
121	Non-Utility Property			0
122	Accumulated Depreciation - Non Utility			0
	Total Fixed Assets		\$424,031	\$420,906
	Total Assets		\$460,901	\$463,921

Instructions: Fill out the Grey Cells with the relevant information. Input 0 or none if there is nothing recorded in that account or there is no applicable information to report.

*Note these items feed automatically from AR3 UPIS Page 3

Arivaca Townsite Cooperative Water Company, Inc.
 Annual Report
 Balance Sheet Liabilities and Owners Equity

Balance Sheet Liabilities and Owners Equity				
	Liabilities		Balance at Beginning of Year (2017)	Balance at End of Year (2017)
Account No.	Current Liabilities			
231	Accounts Payable		\$0	\$0
232	Notes Payable (Current Portion)		0	0
234	Notes Payable to Associated Companies		0	0
235	Customer Deposits		610	360
236	Accrued Taxes		290	327
237	Accrued Interest		0	0
242	Miscellaneous Current and Accrued Liabilities		0	0
	Total Current Liabilities		\$900	\$687
	Long Term Debt			
224	Long Term Debt (Notes and Bonds)		\$0	\$0
	Deferred Credits			
251	Unamortized Premium on Debt		\$0	\$0
252	Advances in Aid of Construction		0	0
255	Accumulated Deferred Investment Tax Credits		0	0
271	Contributions in Aid of Construction		0	0
272	Less: Amortization of Contributions		0	0
281	Accumulated Deferred Income Tax		0	0
	Total Deferred Credits		\$0	\$0
	Total Liabilites		\$900	\$687
	Capital Accounts			
201	Common Stock Issued		\$0	\$0
211	Other Paid-In Capital		0	0
215	Retained Earnings		460,001	463,234
218	Proprietary Capital (Sole Props and Partnerships)			
	Total Capital		\$460,001	\$463,234
	Total Liabilities and Capital		\$460,901	\$463,921

Instructions: Fill out the Grey Cells with the relevent information. Input 0 or none if there is nothing recorded in that account or there is no applicable information to report.

Note: Total liabilities and Capital must match total assets for the beginning and end of the year!

Arivaca Townsite Cooperative Water Company, Inc.
Annual Report
Water Comparative Income Statement
12/31/17

Water Comparative Income Statement			
Account No.	Calendar Year	Current Year 01/01/2017 - 12/31/2017	Last Year 01/01/2016 - 12/31/2016
	Operating Revenue		
461	Metered Water Revenue		\$23,918
460	Unmetered Water Revenue		
462	Fire Protection Revenue		
469	Guaranteed Revenues (Surcharges)		
471	Miscellaneous Service Revenues		
474	Other Water Revenue		
	Total Revenues	\$0	\$23,918
	Operating Expenses		
601	Salaries and Wages		\$5,350
604	Employee Pensions and Benefits		
610	Purchased Water		
615	Purchased Power		3,715
618	Chemicals		
620	Materials and Supplies		223
620.1	Repairs and Maintenance		2,295
620.2	Office Supplies and Expense		5,290
630	Contractual Services		
631	Contractual Services -Engineering		
632	Contractual Services - Accounting		
633	Contractual Services - Legal		
634	Contractual Services - Management Fees		
635	Contractual Services - Water Testing		575
636	Contractual Services - Other		
640	Rents		
641	Rental of Building/Real Property		
642	Rental of Equipment		
650	Transportation Expenses		300
657	Insurance - General Liability		1,568
657.1	Insurance - Health and Life		
665	Regulatory Commission Expense - Rate		
670	Bad Debt Expense		
675	Miscellaneous Expense		2,042
403	Depreciation Expense (From Schedule AR4)	3,482	9,057
408	Taxes Other Than Income		2,115
408.11	Property Taxes		1,370
409	Income Taxes		
427.1	Customer Security Deposit Interest		
	Total Operating Expenses	\$3,482	\$33,900
	Operating Income / (Loss)	(\$3,482)	(\$9,982)
	Other Income / (Expense)		
419	Interest and Dividend Income		\$22
421	Non-Utility Income		652
426	Miscellaneous Non-Utility (Expense)		671
427	Interest (Expense)		
	Total Other Income / (Expense)	\$0	\$1,345
	Net Income / (Loss)	(\$3,482)	(\$8,637)

Instructions: Fill out the Grey Cells with the relevent information. Input 0 or none if there is nothing recorded in that account or there is no applicable information to report.

Arivaca Townsite Cooperative Water Company, Inc.
 Annual Report
 Supplemental Financial Data (Long-Term Debt)
 12/31/17

Supplemental Financial Data (Long-Term Debt)				
	Loan #1	Loan #2	Loan #3	Loan #4
Date Issued	NA	NA	NA	NA
Source of Loan	NA	NA	NA	NA
ACC Decision No.	NA	NA	NA	NA
Reason for Loan	NA	NA	NA	NA
Dollar Amt. Issued	NA	NA	NA	NA
Amount Outstanding	NA	NA	NA	NA
Date of Maturity	NA	NA	NA	NA
Interest Rate	NA	NA	NA	NA
Current Year Interest	NA	NA	NA	NA
Current Year Principal	NA	NA	NA	NA

Meter Deposit Balance at Test Year End:	NA
---	----

Meter Deposits Refunded During the Test Year:	NA
---	----

List all bonds, notes, loans, and other types of indebtedness in which the proceeds were used in the provision of public utility service. Indebtedness incurred for personal uses by the owner of the utility should not be listed. Input 0 or none if there is nothing to report for that cell.

Water Utility Plant Description	
Name of the System:	ARIVACA TOWNSITE WATER COOP
ADEQ Public Water System Number:	10-002

WELLS								
ADWR ID No *	Pump Horsepower	Pump Yield (gpm)	Casing Depth (feet)	Casing Diameter (inches)	Pump Motor Type **	Meter Size (inches)	Year Drilled	Arsenic Level (mg/L)
61679	7.5	120	120	12	SUB	3	1964	<0.003
61680	7.5	120	80	8	SUB	3	1972	<0.003
0	0	0	0	0	0	0	0	0.0000
0	0	0	0	0	0	0	0	0.0000
0	0	0	0	0	0	0	0	0.0000
0	0	0	0	0	0	0	0	0.0000
0	0	0	0	0	0	0	0	0.0000
0	0	0	0	0	0	0	0	0.0000
0	0	0	0	0	0	0	0	0.0000
0	0	0	0	0	0	0	0	0.0000
0	0	0	0	0	0	0	0	0.0000
0	0	0	0	0	0	0	0	0.0000
0	0	0	0	0	0	0	0	0.0000
0	0	0	0	0	0	0	0	0.0000
0	0	0	0	0	0	0	0	0.0000
0	0	0	0	0	0	0	0	0.0000
0	0	0	0	0	0	0	0	0.0000
0	0	0	0	0	0	0	0	0.0000

OTHER WATER SOURCES		
Name or Description	Capacity (gpm)	Gallons Purchased or Obtained (in thousands)
Name or Description	0	0
Name or Description	0	0

BOOSTER PUMPS		
Horsepower	GPM	Quantity
VFD	17M3/HR	2
0	0	0
0	0	0
0	0	0

FIRE HYDRANTS	
Type	Quantity
Standard ***	3
Other	0

STORAGE TANKS		
Capacity	Material	Quantity
50,000	CONCRETE	1
0	NA	0
0	NA	0

PRESSURE/BLADDER TANKS	
Capacity	Quantity
2,000	1
0	0
0	0

Instructions: Fill out the Grey Cells with the relevant information. Input 0 or none if there is nothing recorded in that account or there is no applicable information to report. Copy and paste this sheet as many times as is necessary.

* Arizona Department of Water Resources ("ADWR") well identification number. For example 55-XXXXXX.
 ** Pump motor type, turbine or submersible.

*** A standard fire hydrant has two 2.5 inch hose connection nozzles with 7.5 threads per inch, and one 4.5 inch pumper connection nozzle with 4 threads per inch.

Water Use Data Sheet							
Name of the System:		ARIVACA TOWNSITE WATER COOP					
ADEQ Public Water System Number:		10-002					
Month	Number of Customers	Gallons Sold (thousands) ¹	Gallons Pumped (thousands) ²	Gallons Purchased (thousands) ³	Estimated Gallons Authorized Use (thousands) ⁴	Purchased Power Expense ⁵	Purchased Power (kWh) ⁶
January	109	341,210	371,530	0	500	\$73	353
February	109	318,078	342,640	0	3,500	77	382
March	109	293,530	327,640	0	4,000	81	412
April	110	614,060	640,630	0	500	111	529
May	110	555,240	656,000	0	500	138	702
June	110	756,330	786,750	0	500	157	833
July	110	921,330	946,472	0	4,500	143	737
August	111	327,720	346,705	0	500	92	378
September	111	333,750	355,200	0	500	99	428
October	111	547,740	574,520	0	4,500	120	517
November	111	345,530	363,880	0	500	124	542
December	111	316,450	341,433	0	500	96	365
Totals		5,670,968	6,053,400	0	20,500	\$1,311	6,178

If the system has fire hydrants, what is the fire flow requirements? GPM for hrs.

Does the system have chlorination treatment?

Is the Water Utility located in an ADWR Active Management Area (AMA)?
 If yes, which AMA?

Does the Company have an ADWR Gallons Per Capita Per Day (GPCPD) requirement?
 If yes, provide the GPCPD amount:

If applicable, in the space below please provide a description for all un-metered water use along with amounts:
 The fire district flushes the lines/hydrants once a month and utilizes about 500 gallons. Pima County utilizes water to maintain roads and utilizes about 12,000 gallons every three months. Fire District utilizes water for windland/brush fires and structure fires every year. Also our solenoid messed up several times this year and we are trying to get it replaced and that caused the storage tank to overflow several times this year.

Instructions: Fill out the Grey Cells with the relevent information. Input 0 or none if there is nothing recorded in that account or there is no applicable information to report.

- 1 Gallons sold - Total gallons from customer meters, and other sold gallons such as Construction water.
- 2 Gallons pumped - Total gallons from pumped sources.
- 3 Gallons purchased - Total gallons purchased from other sources.
- 4 Estimated gallons authorized use - Total estimated gallons from authorized metered or unmetered use. Authorized use such as flushing (mains, services and hydrants) draining/cleaning tanks, process, construction, fire fighting, etc.
- 5 Enter the total purchased power costs for the power meters associated with this system.
- 6 Enter the total purchased kWh used by the power meters associated with this system.

Arivaca Townsite Cooperative Water Company, Inc.
 Annual Report
 Utility Shutoffs / Disconnects
 12/31/17

ADEQ System No. :	10-002
-------------------	--------

Utility Shutoffs / Disconnects			
Month	Termination without Notice R14-2-410.B	Termination with Notice R14-2-410.C	Other
January	0	0	0
February	0	0	0
March	0	0	0
April	0	0	0
May	0	0	0
June	0	0	0
July	0	0	0
August	0	0	0
September	0	0	0
October	0	0	0
November	0	0	0
December	0	0	0
Total	0	0	0

Other (description):

NA

Instructions: Fill out the Grey Cells with the relevant information. Input 0 or none if there is nothing recorded in that account or there is no applicable information to report.

Arivaca Townsite Cooperative Water Company, Inc.
Annual Report
Property Taxes
12/31/17

Property Taxes	
Amount of actual property taxes paid during Calendar Year 2017 was	\$1,642

If no property taxes paid, explain why.
NA

Instructions: Fill out the Grey Cells with the relevent information. Input 0 or none if there is nothing recorded in that account or there is no applicable information to report.

Arivaca Townsite Cooperative Water Company, Inc.
Annual Report
Verification and Sworn Statement (Taxes)
12/31/17

RECEIVED
APR 23 2018

Verification and Sworn Statement (Taxes)

Verification: State of ARIZONA I, the undersigned of the
(state name)

ARIZONA CORP COMMISSION
UTILITIES DIVISION - DIRECTOR'S OFFICE

County of (county name): PIMA
Name (owner or official) title: ARIVACA TOWNSITE COOPERATIVE WATER C
Company name: Arivaca Townsite Cooperative Water Company, Inc.

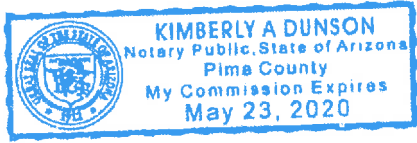
DO SAY THAT THIS ANNUAL UTILITY PROPERTY TAX AND SALES TAX REPORT TO THE ARIZONA CORPORATION COMMISSION.

FOR THE YEAR ENDING: 12/31/17

HAS BEEN PREPARED UNDER MY DIRECTION, FROM THE ORIGINAL BOOKS, PAPERS AND RECORDS OF SAID UTILITY; THAT I HAVE CAREFULLY EXAMINED THE SAME, AND DECLARE THE SAME TO BE A COMPLETE AND CORRECT STATEMENT OF BUSINESS AND AFFAIRS OF SAID UTILITY FOR THE PERIOD COVERED BY THIS REPORT IN RESPECT TO EACH AND EVERY MATTER AND THING SET FORTH, TO THE BEST OF MY KNOWLEDGE, INFORMATION AND BELIEF.

Sworn Statement: I HEREBY ATTEST THAT ALL PROPERTY TAXES FOR SAID COMPANY ARE CURRENT AND PAID IN FULL.

I HEREBY ATTEST THAT ALL SALES TAXES FOR SAID COMPANY ARE CURRENT AND PAID IN FULL.



[Handwritten Signature]

signature of owner/official

520-398-8195
telephone no.

SUBSCRIBED AND SWORN TO BEFORE ME A NOTARY PUBLIC
IN AND FOR THE COUNTY

THIS 20 DAY OF April 2018
(month) and (year)

MY COMMISSION EXPIRES 23 May 2020
(date)

[Handwritten Signature]
(signature of notary public)

RECEIVED

APR 23 2018

Verification and Sworn Statement

Verification:

State of ARIZONA I, the undersigned of the
(state name)

ARIZONA CORP COMMISSION
UTILITIES DIVISION - DIRECTOR'S OFFICE

County of (county name): PIMA
Name (owner or official) title: ARIVACA TOWNSITE COOPERATIVE WATER
Company name: Arivaca Townsite Cooperative Water Company, Inc.

DO SAY THAT THIS ANNUAL UTILITY PROPERTY TAX AND SALES TAX REPORT TO THE ARIZONA CORPORATION COMMISSION.

FOR THE YEAR ENDING: 12/31/17

HAS BEEN PREPARED UNDER MY DIRECTION, FROM THE ORIGINAL BOOKS, PAPERS AND RECORDS OF SAID UTILITY; THAT I HAVE CAREFULLY EXAMINED THE SAME, AND DECLARE THE SAME TO BE A COMPLETE AND CORRECT STATEMENT OF BUSINESS AND AFFAIRS OF SAID UTILITY FOR THE PERIOD COVERED BY THIS REPORT IN RESPECT TO EACH AND EVERY MATTER AND THING SET FORTH, TO THE BEST OF MY KNOWLEDGE, INFORMATION AND BELIEF.


Sworn Statement: IN ACCORDANCE WITH THE REQUIREMENTS OF TITLE 40, ARTICLE 8, SECTION 40-401, ARIZONA REVISED STATUTES, IT IS HEREIN REPORTED THAT THE GROSS OPERATING REVENUE OF SAID UTILITY DERIVED FROM ARIZONA INTRASTATE UTILITY OPERATIONS DURING THE CALENDAR YEAR WAS:

Arizona Intrastate Gross Operating Revenues Only (\$)

\$22,984

(The amount in the box above includes

\$1,907 in sales taxes
billed or collected)



[Handwritten Signature]

signature of owner/official

520-398-8195

telephone no.

SUBSCRIBED AND SWORN TO BEFORE ME A NOTARY PUBLIC
IN AND FOR THE COUNTY

THIS

20

DAY OF

Pima
(county name)
April 2018
(month) and (year)

MY COMMISSION EXPIRES

23 May 2020
(date)

[Handwritten Signature]
(signature of notary public)

RECEIVED

APR 23 2018

Verification and Sworn Statement (Residential Revenue)

Verification:

State of ARIZONA I, the undersigned of the
(state name)

County of (county name): ARIVACA TOWNSITE COOPERATIVE WA
Name (owner or official) title: 0
Company name: Arivaca Townsite Cooperative Water Company, Inc.

ARIZONA CORP COMMISSION
UTILITIES DIVISION - DIRECTOR'S OFFICE

DO SAY THAT THIS ANNUAL UTILITY PROPERTY TAX AND SALES TAX REPORT TO THE ARIZONA CORPORATION COMMISSION.

FOR THE YEAR ENDING: 12/31/17

HAS BEEN PREPARED UNDER MY DIRECTION, FROM THE ORIGINAL BOOKS, PAPERS AND RECORDS OF SAID UTILITY; THAT I HAVE CAREFULLY EXAMINED THE SAME, AND DECLARE THE SAME TO BE A COMPLETE AND CORRECT STATEMENT OF BUSINESS AND AFFAIRS OF SAID UTILITY FOR THE PERIOD COVERED BY THIS REPORT IN RESPECT TO EACH AND EVERY MATTER AND THING SET FORTH, TO THE BEST OF MY KNOWLEDGE, INFORMATION AND BELIEF.


Sworn Statement: IN ACCORDANCE WITH THE REQUIREMENTS OF TITLE 40, ARTICLE 8, SECTION 40-401, ARIZONA REVISED STATUTES, IT IS HEREIN REPORTED THAT THE GROSS OPERATING REVENUE OF SAID UTILITY DERIVED FROM ARIZONA INTRASTATE UTILITY OPERATIONS RECEIVED FROM RESIDENTIAL CUSTOMERS DURING THE CALENDAR YEAR WAS:

Arizona Intrastate Gross Operating Revenues Only (\$)

\$22,984

(The amount in the box above includes

\$1,907 in sales taxes
billed or collected)



Ken Jt

signature of owner/official

520-398-8195

telephone no.

SUBSCRIBED AND SWORN TO BEFORE ME A NOTARY PUBLIC
IN AND FOR THE COUNTY

Pima
(county name)

THIS

20

DAY OF

April 2018
(month) and (year)

MY COMMISSION EXPIRES

23 May 2020
(date)

Kimberly A. Dunson
(signature of notary public)