

ANNUAL REPORT

Of

Company Name: Arivaca Townsite Cooperative Water Company, Inc.

PO Box 398

Mailing Address:

Arivaca AZ
85601

Docket No.: W-01546A

For the Year Ended: 12/31/20

**RECEIVED
BY EMAIL**

03/27/2021, 10:03 AM

**ARIZONA CORPORATION COMMISSION
UTILITIES DIVISION**

WATER UTILITY

To

Arizona Corporation Commission

Due on April 15th

Email: Util-Compliance@azcc.gov, mail or deliver the completed Annual Report to:

Arizona Corporation Commission
Compliance Section - Utilities Division
1200 West Washington Street
Phoenix, Arizona 85007

Application Type: Original Filing

Application Date: 3/31/2021

ARIZONA CORPORATION COMMISSION
WATER UTILITY ANNUAL REPORT
Arivaca Townsite Cooperative Water Company, Inc.
A Class Utility

For the Calendar Year Ended:

Primary Address:
City: State: Zip Code:

Telephone Number:

Date of Original Organization of Utility:

Person to whom correspondence should be addressed concerning this report:

Name:
Telephone No. :
Address:
City: State: Zip Code:
Email:

Name:
Telephone No. :
Address:
City: State: Zip Code:
Email:

Name:
Telephone No. :
Address:
City: State: Zip Code:
Email:

Name:
Telephone No. :
Address:
City: State: Zip Code:
Email:

Name:
Telephone No. :
Address:
City: State: Zip Code:
Email:

Ownership:

Counties Served:

Important changes during the year

NO For those companies not subject to the affiliated interest rules, has there been a change in ownership or direct control during the year?

If yes, please provide specific details in the box below.

Not applicable

NO Has the company been notified by any other regulatory authorities during the year, that they are out of compliance?

If yes, please provide specific details in the box below.

Not applicable

Arivaca Townsite Cooperative Water Company, Inc.
Annual Report
Utility Plant in Service (Water)
12/31/20

Utility Plant in Service (Water)							
Account No.	Description	Beginning Year Original Cost	Current Year Additions	Current Year Retirements	Adjusted Original Cost	Accumulated Depreciation	OCLD (OC less AD)
301	Organization	\$800	\$0	\$0	\$800	\$0	\$800
302	Franchises	0	0	0	0	0	0
303	Land and Land Rights	500	0	0	500	0	500
304	Structures and Improvements	48,397	0	0	48,397	6,915	41,482
305	Collecting & Improving Reservoirs	0	0	0	0	0	0
306	Lake, River, Canal Intakes	0	0	0	0	0	0
307	Wells and Springs	7,394	6,879	7,394	6,879	5,891	988
308	Infiltration Galleries	0	0	0	0	0	0
309	Supply Mains	0	0	0	0	0	0
310	Power Generation Equipment	0	0	0	0	0	0
311	Pumping Equipment	7,987	0	0	7,987	6,623	1,364
320	Water Treatment Equipment	0	0	0	0	0	0
320.1	Water Treatment Plants	250	0	0	250	250	0
320.2	Solution Chemical Feeders	0	0	0	0	0	0
320.3	Point-of-Use Treatment Devices	0	0	0	0	0	0
330	Distribution Reservoirs and Standpipes	0	0	0	0	0	0
330.1	Storage Tanks	134,710	0	0	134,710	16,472	118,238
330.2	Pressure Tanks	59,017	0	0	59,017	23,439	35,578
331	Transmission and Distribution Mains	204,182	0	0	204,182	34,855	169,327
333	Services	15,670	0	0	15,670	14,608	1,062
334	Meters and Meter Installations	3,655	0	0	3,655	2,444	1,211
335	Hydrants	1,863	0	0	1,863	317	1,546
336	Backflow Prevention Devices	0	0	0	0	0	0
339	Other Plant and Misc. Equipment	1,955	0	0	1,955	1,115	840
340	Office Furniture and Equipment	973	0	0	973	509	464
340.1	Computer & Software	328	0	0	328	212	116
341	Transportation Equipment	0	0	0	0	0	0
342	Stores Equipment	0	0	0	0	0	0
343	Tools, Shop and Garage Equipment	0	0	0	0	0	0
344	Laboratory Equipment	0	0	0	0	0	0
345	Power Operated Equipment	30,736	0	0	30,736	13,341	17,395
346	Communication Equipment	0	0	0	0	0	0
347	Miscellaneous Equipment	0	0	0	0	0	0
348	Other Tangible Plant	0	0	0	0	0	0
	Totals	\$518,417	\$6,879	\$7,394	\$517,902	\$126,991	\$390,911

Arivaca Townsite Cooperative Water Company, Inc.
Annual Report
Depreciation Expense for the Current Year (Water)
12/31/20

Depreciation Expense for the Current Year (Water)									
Account No.	Description	Beginning Year Original Cost	Current Year Additions	Current Year Retirements	Adjusted Original Cost	Fully Depreciated/Non-depreciable Plant	Depreciable Plant	Depreciation Percentages	Depreciation Expense
301	Organization	\$800	\$0	\$0	\$800	\$0	\$800	0.00%	\$0
302	Franchises	0	0	0	0	0	0	0.00%	0
303	Land and Land Rights	500	0	0	500	0	500	0.00%	0
304	Structures and Improvements	48,397	0	0	48,397	5,486	42,911	3.33%	1,429
305	Collecting & Improving Reservoirs	0	0	0	0	0	0	0.00%	0
306	Lake, River, Canal Intakes	0	0	0	0	0	0	0.00%	0
307	Wells and Springs	7,394	6,879	7,394	6,879	5,848	1,031	3.33%	43
308	Infiltration Galleries	0	0	0	0	0	0	0.00%	0
309	Supply Mains	0	0	0	0	0	0	0.00%	0
310	Power Generation Equipment	0	0	0	0	0	0	0.00%	0
311	Pumping Equipment	7,987	0	0	7,987	6,606	1,381	1.25%	17
320	Water Treatment Equipment	0	0	0	0	0	0	0.00%	0
320.1	Water Treatment Plants	250	0	0	250	250	0	0.00%	0
320.2	Solution Chemical Feeders	0	0	0	0	0	0	0.00%	0
320.3	Point-of-Use Treatment Devices	0	0	0	0	0	0	0.00%	0
330	Distribution Reservoirs and Standpipes	0	0	0	0	0	0	0.00%	0
330.1	Storage Tanks	134,710	0	0	134,710	13,788	120,922	2.22%	2,684
330.2	Pressure Tanks	59,017	0	0	59,017	21,566	37,451	5.00%	1,873
331	Transmission and Distribution Mains	204,182	0	0	204,182	31,399	172,783	2.00%	3,456
333	Services	15,670	0	0	15,670	14,571	1,099	3.33%	37
334	Meters and Meter Installations	3,655	0	0	3,655	2,334	1,321	8.33%	110
335	Hydrants	1,863	0	0	1,863	285	1,578	2.00%	32
336	Backflow Prevention Devices	0	0	0	0	0	0	0.00%	0
339	Other Plant and Misc. Equipment	1,955	0	0	1,955	1,055	900	6.67%	60
340	Office Furniture and Equipment	973	0	0	973	476	497	6.67%	33
340.1	Computer & Software	328	0	0	328	183	145	20.00%	29
341	Transportation Equipment	0	0	0	0	0	0	0.00%	0
342	Stores Equipment	0	0	0	0	0	0	0.00%	0
343	Tools, Shop and Garage Equipment	0	0	0	0	0	0	0.00%	0
344	Laboratory Equipment	0	0	0	0	0	0	0.00%	0
345	Power Operated Equipment	30,736	0	0	30,736	12,425	18,311	5.00%	916
346	Communication Equipment	0	0	0	0	0	0	0.00%	0
347	Miscellaneous Equipment	0	0	0	0	0	0	0.00%	0
348	Other Tangible Plant	0	0	0	0	0	0	0.00%	0
	Subtotal	\$518,417	\$6,879	\$7,394	\$517,902	\$116,272	\$401,630		\$10,718

Contribution(s) in Aid of Construction (Gross) \$0
Less: Non Amortizable Contribution(s) 0
Fully Amortized Contribution(s) 0
Amortizable Contribution(s) \$0
Times: Proposed Amortization Rate 2.67%
Amortization of CIAC \$0

Less: Amortization of CIAC \$0

DEPRECIATION EXPENSE **\$10,718**

Arivaca Townsite Cooperative Water Company, Inc.
 Annual Report
 Balance Sheet Assets
 12/31/20

Balance Sheet Assets				
	Assets		Balance at Beginning of Year (2020)	Balance at End of Year (2020)
Account No.	Current and Accrued Assets			
131	Cash		\$16,315	\$13,385
134	Working Funds		0	0
135	Temporary Cash Investments		11,120	11,150
141	Customer Accounts Receivable		0	0
146	Notes Receivable from Associated Companies		0	0
151	Plant Material and Supplies		0	0
162	Prepayments		0	0
174	Miscellaneous Current and Accrued Assets		0	0
	Total Current and Accrued Assets		\$27,435	\$24,535
Account No.	Fixed Assets			
101	Utility Plant in Service*		\$518,417	\$517,902
103	Property Held for Future Use		0	0
105	Construction Work in Progress		0	0
108	Accumulated Depreciation (enter as negative)*		(126,799)	(126,991)
121	Non-Utility Property		0	0
122	Accumulated Depreciation - Non Utility		0	0
	Total Fixed Assets		\$391,618	\$390,911
	Total Assets		\$419,053	\$415,446

*Note these items feed automatically from AR3 UPIS Page 3

Arivaca Townsite Cooperative Water Company, Inc.
Annual Report
Balance Sheet Liabilities and Owners Equity

Balance Sheet Liabilities and Owners Equity				
	Liabilities		Balance at Beginning of Year (2020)	Balance at End of Year (2020)
Account No.	Current Liabilities			
231	Accounts Payable		\$0	\$0
232	Notes Payable (Current Portion)		0	0
234	Notes Payable to Associated Companies		0	0
235	Customer Deposits		610	0
236	Accrued Taxes		573	568
237	Accrued Interest		0	0
242	Miscellaneous Current and Accrued Liabilities		0	0
	Total Current Liabilities		\$1,183	\$568
	Long Term Debt			
224	Long Term Debt (Notes and Bonds)		\$0	\$0
	Deferred Credits			
251	Unamortized Premium on Debt		\$0	\$0
252	Advances in Aid of Construction		0	0
255	Accumulated Deferred Investment Tax Credits		0	0
271	Contributions in Aid of Construction		0	0
272	Less: Amortization of Contributions		0	0
281	Accumulated Deferred Income Tax		0	0
	Total Deferred Credits		\$0	\$0
	Total Liabilites		\$1,183	\$568
	Capital Accounts			
201	Common Stock Issued		\$0	\$0
211	Other Paid-In Capital		0	0
215	Retained Earnings		417,870	414,878
218	Proprietary Capital (Sole Props and Partnerships)		0	
	Total Capital		\$417,870	\$414,878
	Total Liabilities and Capital		\$419,053	\$415,446

Note: Total liabilities and Capital must match total assets for the beginning and end of the year!

Arivaca Townsite Cooperative Water Company, Inc.
Annual Report
Water Comparative Income Statement
12/31/20

Water Comparative Income Statement			
Account No.	Calendar Year	Current Year 01/01/2020 - 12/31/2020	Last Year 01/01/2019 - 12/31/2019
	Operating Revenue		
461	Metered Water Revenue	\$28,270	\$25,053
460	Unmetered Water Revenue	0	0
462	Fire Protection Revenue	0	0
469	Guaranteed Revenues (Surcharges)	0	0
471	Miscellaneous Service Revenues	0	0
474	Other Water Revenue	0	0
	Total Revenues	\$28,270	\$25,053
	Operating Expenses		
601	Salaries and Wages	\$5,074	\$6,502
604	Employee Pensions and Benefits	0	0
610	Purchased Water	0	0
615	Purchased Power	5,291	4,015
618	Chemicals	665	0
620	Materials and Supplies	0	0
620.1	Repairs and Maintenance	8,681	20,885
620.2	Office Supplies and Expense	1,518	1,184
630	Contractual Services	3,557	3,375
631	Contractual Services - Engineering	0	0
632	Contractual Services - Accounting	0	0
633	Contractual Services - Legal	0	0
634	Contractual Services - Management Fees	0	0
635	Contractual Services - Water Testing	0	0
636	Contractual Services - Other	0	0
640	Rents	0	0
641	Rental of Building/Real Property	0	0
642	Rental of Equipment	0	0
650	Transportation Expenses	0	50
657	Insurance - General Liability	1,797	1,697
657.1	Insurance - Health and Life	0	0
665	Regulatory Commission Expense - Rate	0	0
670	Bad Debt Expense	0	60
675	Miscellaneous Expense	0	0
403	Depreciation Expense (From Schedule AR4)	10,718	11,226
408	Taxes Other Than Income	3,178	1,368
408.11	Property Taxes	1,291	1,285
409	Income Taxes	0	0
427.1	Customer Security Deposit Interest	0	0
	Total Operating Expenses	\$41,770	\$51,647
	Operating Income / (Loss)	(\$13,500)	(\$26,594)
	Other Income / (Expense)		
419	Interest and Dividend Income	\$0	\$0
421	Non-Utility Income	1,536	6,052
426	Miscellaneous Non-Utility (Expense)	0	0
427	Interest (Expense)	0	0
	Total Other Income / (Expense)	\$1,536	\$6,052
	Net Income / (Loss)	(\$11,964)	(\$20,542)

Arivaca Townsite Cooperative Water Company, Inc.
Annual Report
Full time equivalent employees
12/31/20

Full time equivalent employees

	Direct Company	Allocated	Outside service	Total
President	0.0	0.0	0.0	0.0
Vice-president	0.0	0.0	0.0	0.0
Manager	0.0	0.0	0.0	0.0
Engineering Staff	0.0	0.0	0.0	0.0
System Operator(s)	0.0	0.0	0.0	0.0
Meter reader	0.0	0.0	0.0	0.0
Customer Service	0.0	0.0	0.0	0.0
Accounting	0.0	0.0	0.0	0.0
Business Office	0.0	0.0	0.0	0.0
Rates Department	0.0	0.0	0.0	0.0
Administrative Staff	0.0	0.0	0.0	0.0
Other	0.0	0.0	0.0	0.0
Total	0.0	0.0	0.0	0.0

Supplemental Financial Data (Long-Term Debt)				
	Loan #1	Loan #2	Loan #3	Loan #4
Date Issued	na	na	na	na
Source of Loan	na	na	na	na
ACC Decision No.	na	na	na	na
Reason for Loan	na	na	na	na
Dollar Amt. Issued	na	na	na	na
Amount Outstanding	na	na	na	na
Date of Maturity	na	na	na	na
Interest Rate	na	na	na	na
Current Year Interest	na	na	na	na
Current Year Principal	na	na	na	na

Meter Deposit Balance at Test Year End:	na
---	----

Meter Deposits Refunded During the Test Year:	na
---	----

List all bonds, notes, loans, and other types of indebtedness in which the proceeds were used in the provision of public utility service. Indebtedness incurred for personal uses by the owner of the utility should not be listed. Input 0 or none if there is nothing to report for that cell.

Well and Water Usage

Name of the System:												Arivaca Townsite Coop W.C.		
ADEQ Public Water System Number:												AZ0410002		
ADWR PCC Number:												91-000411.0000		
Well registry 55# (55-XXXXXX):	Pump Horsepower	Pump Yield (gpm)	Casing Depth (feet)	Casing Diameter (inches)	Pump Motor Type **	Year Drilled	Water level 2010	Water level 2020	Meter Size (inches)	How measured:	Active			
61679	7.5	120	120	12	SUB	1964	15	18	3	metered	YES			
61680	7.5	120	80	8	SUB	1972	13	16	3	metered	YES			
0	0	0	0	0	0	0	0	0	0	N/A	N/A			
0	0	0	0	0	0	0	0	0	0	N/A	N/A			
0	0	0	0	0	0	0	0	0	0	N/A	N/A			
0	0	0	0	0	0	0	0	0	0	N/A	N/A			
0	0	0	0	0	0	0	0	0	0	N/A	N/A			
0	0	0	0	0	0	0	0	0	0	N/A	N/A			
0	0	0	0	0	0	0	0	0	0	N/A	N/A			
0	0	0	0	0	0	0	0	0	0	N/A	N/A			
0	0	0	0	0	0	0	0	0	0	N/A	N/A			
0	0	0	0	0	0	0	0	0	0	N/A	N/A			
0	0	0	0	0	0	0	0	0	0	N/A	N/A			
0	0	0	0	0	0	0	0	0	0	N/A	N/A			
0	0	0	0	0	0	0	0	0	0	N/A	N/A			
0	0	0	0	0	0	0	0	0	0	N/A	N/A			
0	0	0	0	0	0	0	0	0	0	N/A	N/A			
0	0	0	0	0	0	0	0	0	0	N/A	N/A			

Name of system water delivered to:	ARIVACA TOWNSITE COOP W.C.
ADWR PCC Number:	91-000411.0000
Source of water delivered to another system	NA

Name of system water received from:	Arivaca Townsite Coop W.C.
ADWR PCC Number:	91-000411.0000
Source of water received	na
Well registry 55# (55-XXXXXX):	na

Month	Water withdrawn (gallons) ¹	Water sold (gallons) ²	Water delivered (sold) to other systems (gallons) ³	Water received (purchased) from other systems (gallons) ⁴	Estimated authorized use (gallons) ⁵	Purchased Power Expense ⁶	Purchased Power (kWh) ⁷
January	635,750.00	616,840.00	0.00	0.00	0.00	\$538	3,370
February	231,436.00	203,160.00	0.00	0.00	0.00	706	4,505
March	297,085.00	258,940.00	0.00	0.00	0.00	705	4,286
April	489,744.00	467,850.00	0.00	0.00	0.00	272	1,503
May	730,340.00	693,790.00	0.00	0.00	0.00	139	654
June	672,650.00	605,710.00	0.00	0.00	0.00	147	757
July	641,665.00	603,720.00	0.00	0.00	0.00	138	692
August	532,520.00	497,880.00	0.00	0.00	0.00	132	652
September	546,680.00	496,180.00	0.00	0.00	0.00	132	649
October	446,520.00	427,670.00	0.00	0.00	0.00	120	566
November	525,845.00	501,650.00	0.00	0.00	0.00	100	429
December	2,289,711.00	363,360.00	0.00	0.00	0.00	102	458
Totals	8,039,946.00	5,736,750.00	0.00	0.00	0.00	\$3,231	18,521

If applicable, in the space below please provide a description for all un-metered water use along with amounts:
 In December we had a water Main break between the well site and the in town water yard that was not discovered for several days.

¹ Water withdrawn - Total gallons of water withdrawn from pumped sources.
² Water sold - Total gallons from customer meters, and other sales such as construction water.
³ Water delivered (sold) to other systems - Total gallons of water delivered to other systems.
⁴ Water received (purchased) from other systems - Total gallons of water purchased/received from other systems.
⁵ Estimated authorized use - Total estimated gallons from authorized metered or unmetered use. Authorized uses such as flushing (mains, services and hydrants) draining/cleaning tanks, process, construction, fire fighting, etc. Non-authorized use (real losses) are service line breaks and leaks, water main breaks, meter inaccuracies and theft.
⁶ Enter the total purchased power costs for the power meters associated with this system.
⁷ Enter the total purchased kWh used by the power meters associated with this system.

Water Utility Plant Description	
Name of the System:	Arivaca Townsite Coop Water Company
ADEQ Public Water System Number:	AZ0410002
ADWR PCC Number:	91-000411.0000

MAINS		
Sizes (inches)	Material	Length (feet)
4.00	Cast Iron/PVC	3,800
6.00	Cast Iron/PVC	4,080
0.00	NA	NA
0.00	NA	NA
0.00	NA	NA
0.00	NA	NA
0.00	NA	NA
0.00	NA	NA
0.00	NA	NA
0.00	NA	NA
0.00	NA	NA
0.00	NA	NA
0.00	NA	NA
0.00	NA	NA
0.00	NA	NA
0.00	NA	NA
0.00	NA	NA

CUSTOMER METERS			
Size (inches)	Quantity	Percent over 1,000,000 gallons	Percent over 10 years old
5/8 x 3/4	137	NA	97%
	4	NA	75%
NA	NA	NA	NA
NA	NA	NA	NA
NA	NA	NA	NA
NA	NA	NA	NA
NA	NA	NA	NA
NA	NA	NA	NA
NA	NA	NA	NA
NA	NA	NA	NA
NA	NA	NA	NA
NA	NA	NA	NA
NA	NA	NA	NA
NA	NA	NA	NA
NA	NA	NA	NA
NA	NA	NA	NA
NA	NA	NA	NA
NA	NA	NA	NA
NA	NA	NA	NA

SERVICE LINES			
Material	Percent of system	Year installed	
PVC	50%	1960	
Galvanized Steel	50%	1960	
NA	NA	NA	
NA	NA	NA	
NA	NA	NA	

BOOSTER PUMPS			
Horsepower	GPM		Quantity
17m3/HR		VFD	2
NA		NA	NA
NA		NA	NA
NA		NA	NA

FIRE HYDRANTS	
Type	Quantity
Standard *	3
Other	NA

STORAGE TANKS			
Capacity (gallons)	Material	Quantity	Year installed
50,000	Concrete	1	2011
NA	NA	NA	NA
NA	NA	NA	NA
NA	NA	NA	NA
NA	NA	NA	NA
NA	NA	NA	NA

PRESSURE/BLADDER TANKS			
Capacity (gallons)	Material	Quantity	Year installed
2,000	Steel	1	2011
NA	NA	0	NA
NA	NA	0	NA
NA	NA	0	NA
NA	NA	0	NA
NA	NA	0	NA

* A standard fire hydrant has two 2.5 inch hose connection nozzles with 7.5 threads per inch, and one 4.5 inch pumper connection nozzle with 4 threads per inch.

Water Utility Plant Description (Continued)
--

For the following three items, list the utility owned assets in each category for each system.

TREATMENT EQUIPMENT:	Automatic Pellet Chlorinator at Well site
STRUCTURES:	2 Pump Houses, 2 Storage sheds, 1 Office building
OTHER:	2 Generators

Provide a calculation used to determine the value of one water equivalent residential connection (ERC).

Use one of the following methods:

- (a) If actual flow data are available from the preceding 12 months, divide the total annual single family residence (SFR) gallons sold by the average number of single family residence customers for the same period and divide the result by 365
- (b) If no historical flow data are available, use:
 $ERC = (\text{Total SFR gallons sold (Omit 000)} / 365 \text{ days} / 350 \text{ gallons per day})$

ERC	1,071
Method used:	(a)

Customer and Other Information	
Name of the System:	Arivaca Townsite Coop W.C.
ADEQ Public Water System Number:	AZ0410002
ADWR PCC Number:	91-000411.0000

Month	Number of Customers				
	Single-Family	Multi-Family	Commercial	Turf/Irrigation	Other Non-Residential
January	115	0	17	0	0
February	115	0	17	0	0
March	115	0	17	0	0
April	113	0	16	0	0
May	113	0	16	0	0
June	114	0	16	0	0
July	114	0	17	0	0
August	114	0	17	0	0
September	114	0	17	0	0
October	114	0	17	0	0
November	114	0	17	0	0
December	113	0	17	0	0

If the system has fire hydrants, what is the fire flow requirements? GPM for hrs.

Does the system have chlorination treatment?

Does the Company have an ADWR Gallons Per Capita Per Day (GCPCPD) requirement?
 If yes, provide the GCPCPD amount:

Is the Water Utility located in an ADWR Active Management Area (AMA)?
 If yes, which AMA?

What is the present system connection capacity (in ERCs *) using existing lines?

What is the future system connection capacity (in ERCs *) upon service area buildout?

Describe any plans and estimated completion dates for any enlargements or improvements of this system.

* an ERC is based on the calculation on the bottom of AR9 page 12.

Arivaca Townsite Cooperative Water Company, Inc.
Annual Report
 Utility Shutoffs / Disconnects
 12/31/20

Utility Shutoffs / Disconnects	
Name of the System:	Arivaca Townsite Cooperative Water Company
ADEQ Public Water System Number:	AZ0410002
ADWR PCC Number:	91-000411.000

Month	Termination without Notice R14-2-410.B	Termination with Notice R14-2-410.C	Other
January	0	0	0
February	0	0	0
March	0	0	0
April	0	0	0
May	0	0	0
June	0	0	0
July	0	1	0
August	0	0	0
September	0	0	0
October	0	0	0
November	0	0	0
December	0	1	0
Total	0	2	0

Other (description):

NA

Instructions: Fill out the Grey Cells with the relevent information. Input 0 or none if there is nothing recorded in that account or there is no applicable information to report.

Arivaca Townsite Cooperative Water Company, Inc.
Annual Report
Property Taxes
12/31/20

Property Taxes	
----------------	--

Amount of actual property taxes paid during Calendar Year 2020 was	
--	--

	\$1,291
--	---------

If no property taxes paid, explain why.

Not applicable

Instructions: Fill out the Grey Cells with the relevant information. Input 0 or none if there is nothing recorded in that account or there is no applicable information to report.

Verification and Sworn Statement (Taxes)

Verification: State of Arizona I, the undersigned of the
(state name)

County of (county name): Pima
Name (owner or official) title: Patti Jent, Treasurer, Manager
Company name: Arivaca Townsite Cooperative Water Company, Inc.

DO SAY THAT THIS ANNUAL UTILITY PROPERTY TAX AND SALES TAX REPORT TO THE ARIZONA CORPORATION COMMISSION.

FOR THE YEAR ENDING: 12/31/20

HAS BEEN PREPARED UNDER MY DIRECTION, FROM THE ORIGINAL BOOKS, PAPERS AND RECORDS OF SAID UTILITY; THAT I HAVE CAREFULLY EXAMINED THE SAME, AND DECLARE THE SAME TO BE A COMPLETE AND CORRECT STATEMENT OF BUSINESS AND AFFAIRS OF SAID UTILITY FOR THE PERIOD COVERED BY THIS REPORT IN RESPECT TO EACH AND EVERY MATTER AND THING SET FORTH, TO THE BEST OF MY KNOWLEDGE, INFORMATION AND BELIEF.

Sworn Statement: I hereby attest that all property taxes for said company are current and paid in full.

I hereby attest that all sales taxes for said company are current and paid in full.

RECEIVED
UTILITIES DIVISION
2021 MAR 31 A 11:40
ARIZONA CORPORATION
COMMISSION

[Handwritten Signature]
signature of owner/official

520-398-8195
telephone no.


SUBSCRIBED AND SWORN TO BEFORE ME A NOTARY PUBLIC
IN AND FOR THE COUNTY

THIS 27 DAY OF Pima
March 2021
(month) and (year)

MY COMMISSION EXPIRES

23 May 2024
(date)

[Handwritten Signature]
(signature of notary public)



Verification and Sworn Statement

Verification:

State of Arizona I, the undersigned of the
(state name)

County of (county name):

Pima

Name (owner or official) title:

Patti Jent, Treasurer, Manager

Company name:

Arivaca Townsite Cooperative Water Company, Inc.

RECEIVED
UTILITIES DIVISION

2021 MAR 31 A 11:40

ARIZONA CORPORATION
COMMISSION

DO SAY THAT THIS ANNUAL UTILITY PROPERTY TAX AND SALES TAX REPORT TO THE ARIZONA CORPORATION COMMISSION.

FOR THE YEAR ENDING: 12/31/20

HAS BEEN PREPARED UNDER MY DIRECTION, FROM THE ORIGINAL BOOKS, PAPERS AND RECORDS OF SAID UTILITY; THAT I HAVE CAREFULLY EXAMINED THE SAME, AND DECLARE THE SAME TO BE A COMPLETE AND CORRECT STATEMENT OF BUSINESS AND AFFAIRS OF SAID UTILITY FOR THE PERIOD COVERED BY THIS REPORT IN RESPECT TO EACH AND EVERY MATTER AND THING SET FORTH, TO THE BEST OF MY KNOWLEDGE, INFORMATION AND BELIEF.

Sworn Statement:

IN ACCORDANCE WITH THE REQUIREMENTS OF TITLE 40, ARTICLE 8, SECTION 40-401, ARIZONA REVISED STATUTES, IT IS HEREIN REPORTED THAT THE GROSS OPERATING REVENUE OF SAID UTILITY DERIVED FROM ARIZONA INTRASTATE UTILITY OPERATIONS DURING THE CALENDAR YEAR WAS:


Arizona Intrastate Gross Operating Revenues Only (\$)

\$28,270

(The amount in the box above includes

\$1,908 in sales taxes

billed or collected)



[Signature]
signature of owner/official

520-398-8195

telephone no.

SUBSCRIBED AND SWORN TO BEFORE ME A NOTARY PUBLIC
IN AND FOR THE COUNTY

Pima

THIS

27


DAY OF

March 2021
(month) and (year)

MY COMMISSION EXPIRES

23 May 2024
(date)

[Signature]
(signature of notary public)



Verification and Sworn Statement (Residential Revenue)

Verification:

State of Arizona I, the undersigned of the
 (state name)

County of (county name): Pima
 Name (owner or official) title: Patti Jent, Treasurer, Manager
 Company name: Arivaca Townsite Cooperative Water Company, Inc.

DO SAY THAT THIS ANNUAL UTILITY PROPERTY TAX AND SALES TAX REPORT TO THE ARIZONA CORPORATION COMMISSION.

FOR THE YEAR ENDING: 12/31/20


HAS BEEN PREPARED UNDER MY DIRECTION, FROM THE ORIGINAL BOOKS, PAPERS AND RECORDS OF SAID UTILITY; THAT I HAVE CAREFULLY EXAMINED THE SAME, AND DECLARE THE SAME TO BE A COMPLETE AND CORRECT STATEMENT OF BUSINESS AND AFFAIRS OF SAID UTILITY FOR THE PERIOD COVERED BY THIS REPORT IN RESPECT TO EACH AND EVERY MATTER AND THING SET FORTH, TO THE BEST OF MY KNOWLEDGE, INFORMATION AND BELIEF.

Sworn Statement: IN ACCORDANCE WITH THE REQUIREMENTS OF TITLE 40, ARTICLE 8, SECTION 40-401, ARIZONA REVISED STATUTES, IT IS HEREIN REPORTED THAT THE GROSS OPERATING REVENUE OF SAID UTILITY DERIVED FROM ARIZONA INTRASTATE UTILITY OPERATIONS RECEIVED FROM RESIDENTIAL CUSTOMERS DURING THE CALENDAR YEAR WAS:

RECEIVED
 UTILITIES DIVISION
 2021 MAR 31 A 11:40
 ARIZONA CORPORATION
 COMMISSION


Arizona Intrastate Gross Operating Revenues Only (\$)

\$28,270
 (The amount in the box above includes
\$1,908 in sales taxes
 billed or collected)



 signature of owner/official


 520-398-8195
 telephone no.



SUBSCRIBED AND SWORN TO BEFORE ME A NOTARY PUBLIC Pima
 IN AND FOR THE COUNTY _____
 (county name)

THIS 27 DAY OF March 2021
 (month) and (year)

MY COMMISSION EXPIRES 23 May 2024
 (date)



 (signature of notary public)

Arivaca Townsite Cooperative Water Company, Inc.
Annual Report
for Income Tax Statement of Certification
12/31/20

RECEIVED
UTILITIES DIVISION

for Income Tax Statement of Certification

Verification:

State of Arizona I, the undersigned of the
(state name)

2021 MAR 31 A 11:40

ARIZONA CORPORATION
COMMISSION

County of (county name): Pima
Name (owner or official) title: Patti Jent, Treasurer, Manager
Company name: Arivaca Townsite Cooperative Water Company, Inc.

FOR THE YEAR ENDING: 12/31/20


Sworn Statement:

IN ACCORDANCE WITH THE REQUIREMENTS OF DECISION NO. 77084, BECAUSE THE UTILITY REQUIRES THE GROSS UP OF ADVANCES AND CONTRIBUTIONS, I HEREBY STATE THAT THE UTILITY A NET INCREASE IN CURRENT INCOME TAX EXPENSE OR A DECREASE IN DEFERRED TAX ASSET FOR A CARRY FORWARD ACCORDING TO GAAP IN AN AMOUNT EQUAL TO OR GREATER THAN THE AMOUNT OF THE REQUIRED GROSS UP PAID BY DEVELOPERS IN THE PERIOD COVERED BY THIS ANNUAL REPORT.

[Handwritten Signature]

signature of owner/official

520-398-8195
telephone no.



SUBSCRIBED AND SWORN TO BEFORE ME A NOTARY PUBLIC
IN AND FOR THE COUNTY

Pima
(county name)

THIS 27 DAY OF March 2021
(month) and (year)

MY COMMISSION EXPIRES 23 May 2024
(date)

[Handwritten Signature]
(signature of notary public)