

ANNUAL REPORT

Of

Company Name: Arivaca Townsite Cooperative Water Company, Inc.
PO Box 398

Mailing Address: Arivaca AZ
85601

Docket No.: W-01546A
For the Year Ended: 12/31/18

RECEIVED
APR 15 2019
ARIZONA CORP COMMISSION
UTILITIES DIVISION - DIRECTOR'S OFFICE

WATER UTILITY

To

Arizona Corporation Commission

Due on April 15th

Email: rdefuente@azcc.gov, mail or deliver the completed Annual Report to:
Arizona Corporation Commission
Compliance Section - Utilities Division
1200 West Washington Street
Phoenix, Arizona 85007

Application Type: Original Filing
Application Date: 4/15/2019

4-16-19

ARIZONA CORPORATION COMMISSION
WATER UTILITY ANNUAL REPORT
Arivaca Townsite Cooperative Water Company, Inc.
A Class Utility

1. For the Calendar Year Ended:

2. Address:
City: State: Zip Code:

3. Telephone Number:

4. Date of Original Organization of Utility:

5. Person to whom correspondence should be addressed concerning this report:

Name:
Telephone No. :
Address:
City: State: Zip Code:
Email:

6. On-Site Manager:

Name:
Telephone No. :
Address:
City: State: Zip Code:
Email:

7. Ownership:

8. Counties Served:

Utility Plant in Service (Water)							
Account No.	Description	Beginning Year Original Cost	Current Year Additions	Current Year Retirements	Adjusted Original Cost	Accumulated Depreciation	OCLD (OC less AD)
301	Organization	\$800	\$0	\$0	\$800	\$0	\$800
302	Franchises	0	0	0	0	0	0
303	Land and Land Rights	500	0	0	500	0	500
304	Structures and Improvements	48,397	0	0	48,397	4,008	44,389
305	Collecting & Improving Reservoirs	0	0	0	0	0	0
306	Lake, River, Canal Intakes	0	0	0	0	0	0
307	Wells and Springs	7,394	0	0	7,394	1,734	5,660
308	Infiltration Galleries	0	0	0	0	0	0
309	Supply Mains	0	0	0	0	0	0
310	Power Generation Equipment	0	0	0	0	0	0
311	Pumping Equipment	7,987	0	0	7,987	6,589	1,398
320	Water Treatment Equipment	0	0	0	0	0	0
320.1	Water Treatment Plants	250	0	0	250	250	0
320.2	Solution Chemical Feeders	0	0	0	0	0	0
320.3	Point-of-Use Treatment Devices	0	0	0	0	0	0
330	Distribution Reservoirs and Standpipes	0	0	0	0	0	0
330.1	Storage Tanks	134,710	0	0	134,710	11,043	123,667
330.2	Pressure Tanks	59,017	0	0	59,017	19,595	39,422
331	Transmission and Distribution Mains	204,182	0	0	204,182	27,873	176,309
333	Services	15,670	0	0	15,670	14,533	1,137
334	Meters and Meter Installations	3,655	0	0	3,655	2,214	1,441
335	Hydrants	1,863	0	0	1,863	253	1,610
336	Backflow Prevention Devices	0	0	0	0	0	0
339	Other Plant and Misc. Equipment	1,955	0	0	1,955	991	964
340	Office Furniture and Equipment	973	0	0	973	441	532
340.1	Computer & Software	1,788	328	1,788	328	147	181
341	Transportation Equipment	800	0	800	0	0	0
342	Stores Equipment	0	0	0	0	0	0
343	Tools, Shop and Garage Equipment	0	0	0	0	0	0
344	Laboratory Equipment	0	0	0	0	0	0
345	Power Operated Equipment	30,736	0	0	30,736	11,269	19,467
346	Communication Equipment	0	0	0	0	0	0
347	Miscellaneous Equipment	0	0	0	0	0	0
348	Other Tangible Plant	0	0	0	0	0	0
	Totals	\$520,677	\$328	\$2,588	\$518,417	\$100,940	\$417,477

Instructions: Fill out the Grey Cells with the relevant information. Input 0 or none if there is nothing recorded in that account or there is no applicable information to report.

Arivaca Townsite Cooperative Water Company, Inc.
Annual Report
Depreciation Expense for the Current Year (Water)
12/31/18

Depreciation Expense for the Current Year (Water)								
Account No.	Description	Beginning Year Original Cost	Current Year Additions	Current Year Retirements	Adjusted Original Cost	Fully Depreciated/Non-depreciable Plant	Depreciation Percentages	Depreciation Expense
301	Organization	\$800	\$0	\$0	\$800	\$800	0.00%	\$0
302	Franchises	0	0	0	0	0	0.00%	0
303	Land and Land Rights	500	0	0	500	500	0.00%	0
304	Structures and Improvements	48,397	0	0	48,397	44,518	3.33%	129
305	Collecting & Improving Reservoirs	0	0	0	0	0	0.00%	0
306	Lake, River, Canal Intakes	0	0	0	0	0	0.00%	0
307	Wells and Springs	7,394	0	0	7,394	5,716	3.33%	56
308	Infiltration Galleries	0	0	0	0	0	0.00%	0
309	Supply Mains	0	0	0	0	0	0.00%	0
310	Power Generation Equipment	0	0	0	0	0	0.00%	0
311	Pumping Equipment	7,987	0	0	7,987	1,835	1.25%	77
320	Water Treatment Equipment	0	0	0	0	0	0.00%	0
320.1	Water Treatment Plants	250	0	0	250	0	0.00%	0
320.2	Solution Chemical Feeders	0	0	0	0	0	0.00%	0
320.3	Point-of-Use Treatment Devices	0	0	0	0	0	0.00%	0
330	Distribution Reservoirs and Standpipes	0	0	0	0	0	0.00%	0
330.1	Storage Tanks	134,710	0	0	134,710	123,907	2.22%	240
330.2	Pressure Tanks	59,017	0	0	59,017	40,355	5.00%	933
331	Transmission and Distribution Mains	204,182	0	0	204,182	176,856	2.00%	547
333	Services	15,670	0	0	15,670	1,605	3.33%	468
334	Meters and Meter Installations	3,655	0	0	3,655	1,611	8.33%	170
335	Hydrants	1,863	0	0	1,863	1,615	2.00%	5
336	Backflow Prevention Devices	0	0	0	0	0	0.00%	0
339	Other Plant and Misc. Equipment	1,955	0	0	1,955	1,026	6.67%	62
340	Office Furniture and Equipment	973	0	0	973	558	6.67%	26
340.1	Computer & Software	1,788	328	1,788	328	328	20.00%	147
341	Transportation Equipment	800	0	800	0	0	0.00%	0
342	Stores Equipment	0	0	0	0	0	0.00%	0
343	Tools, Shop and Garage Equipment	0	0	0	0	0	0.00%	0
344	Laboratory Equipment	0	0	0	0	0	0.00%	0
345	Power Operated Equipment	30,736	0	0	30,736	20,004	5.00%	537
346	Communication Equipment	0	0	0	0	0	0.00%	0
347	Miscellaneous Equipment	0	0	0	0	0	0.00%	0
348	Other Tangible Plant	0	0	0	0	0	0.00%	0
	Subtotal	\$520,677	\$328	\$2,588	\$518,417	\$421,234		\$3,397

Contribution(s) in Aid of Construction (Gross)	\$0
Less: Non Amortizable Contribution(s)	0
Fully Amortized Contribution(s)	0
Amortizable Contribution(s)	\$0
Times: Proposed Amortization Rate	3.50%
Amortization of CIAC	\$0

Less: Amortization of CIAC
DEPRECIATION EXPENSE

Instructions: Fill out the Grey Cells with the relevant information. Input 0 or none if there is nothing recorded in that account or there is no applicable information to report.

Arivaca Townsite Cooperative Water Company, Inc.
 Annual Report
 Balance Sheet Assets
 12/31/18

Balance Sheet Assets				
	Assets		Balance at Beginning of Year (2018)	Balance at End of Year (2018)
Account No.	Current and Accrued Assets			
131	Cash		\$24,994	\$26,506
134	Working Funds		0	0
135	Temporary Cash Investments		18,021	11,115
141	Customer Accounts Receivable		0	0
146	Notes Receivable from Associated Companies		0	0
151	Plant Material and Supplies		0	0
162	Prepayments		0	0
174	Miscellaneous Current and Accrued Assets		0	0
	Total Current and Accrued Assets		\$43,015	\$37,621
Account No.	Fixed Assets			
101	Utility Plant in Service*		\$520,677	\$518,417
103	Property Held for Future Use		0	0
105	Construction Work in Progress		0	0
108	Accumulated Depreciation (enter as negative)*		(99,771)	(100,940)
121	Non-Utility Property		0	0
122	Accumulated Depreciation - Non Utility		0	0
	Total Fixed Assets		\$420,906	\$417,477
	Total Assets		\$463,921	\$455,098

Instructions: Fill out the Grey Cells with the relevant information. Input 0 or none if there is nothing recorded in that account or there is no applicable information to report.

*Note these items feed automatically from AR3 UPIS Page 3

Arivaca Townsite Cooperative Water Company, Inc.
Annual Report
Balance Sheet Liabilities and Owners Equity

Balance Sheet Liabilities and Owners Equity				
	Liabilities		Balance at Beginning of Year (2018)	Balance at End of Year (2018)
Account No.	Current Liabilities			
231	Accounts Payable		\$0	\$0
232	Notes Payable (Current Portion)		0	0
234	Notes Payable to Associated Companies		0	0
235	Customer Deposits		360	430
236	Accrued Taxes		327	109
237	Accrued Interest		0	0
242	Miscellaneous Current and Accrued Liabilities		0	0
	Total Current Liabilities		\$687	\$539
	Long Term Debt			
224	Long Term Debt (Notes and Bonds)		\$0	\$0
	Deferred Credits			
251	Unamortized Premium on Debt		\$0	\$0
252	Advances in Aid of Construction		0	0
255	Accumulated Deferred Investment Tax Credits		0	0
271	Contributions in Aid of Construction		0	0
272	Less: Amortization of Contributions		0	0
281	Accumulated Deferred Income Tax		0	0
	Total Deferred Credits		\$0	\$0
	Total Liabilities		\$687	\$539
	Capital Accounts			
201	Common Stock Issued		\$0	\$0
211	Other Paid-In Capital		0	0
215	Retained Earnings		463,234	454,559
218	Proprietary Capital (Sole Props and Partnerships)		0	0
	Total Capital		\$463,234	\$454,559
	Total Liabilities and Capital		\$463,921	\$455,098

Instructions: Fill out the Grey Cells with the relevant information. Input 0 or none if there is nothing recorded in that account or there is no applicable information to report.

Note: Total liabilities and Capital must match total assets for the beginning and end of the year!

Arivaca Townsite Cooperative Water Company, Inc.
Annual Report
Water Comparative Income Statement
12/31/18

Water Comparative Income Statement			
Account No.	Calendar Year	Current Year 01/01/2018 - 12/31/2018	Last Year 01/01/2017 - 12/31/2017
	Operating Revenue		
461	Metered Water Revenue	\$22,862	\$22,926
460	Unmetered Water Revenue	0	0
462	Fire Protection Revenue	0	0
469	Guaranteed Revenues (Surcharges)	0	0
471	Miscellaneous Service Revenues	0	0
474	Other Water Revenue	0	0
	Total Revenues	\$22,862	\$22,926
	Operating Expenses		
601	Salaries and Wages	\$5,330	\$4,925
604	Employee Pensions and Benefits	0	0
610	Purchased Water	0	0
615	Purchased Power	4,084	4,079
618	Chemicals	0	0
620	Materials and Supplies	0	0
620.1	Repairs and Maintenance	5,619	9,208
620.2	Office Supplies and Expense	1,330	2,236
630	Contractual Services	30	1,255
631	Contractual Services - Engineering	0	0
632	Contractual Services - Accounting	0	0
633	Contractual Services - Legal	0	0
634	Contractual Services - Management Fees	0	0
635	Contractual Services - Water Testing	0	0
636	Contractual Services - Other	0	0
640	Rents	0	0
641	Rental of Building/Real Property	0	0
642	Rental of Equipment	0	0
650	Transportation Expenses	325	300
657	Insurance - General Liability	1,555	1,577
657.1	Insurance - Health and Life	0	0
665	Regulatory Commission Expense - Rate	0	0
670	Bad Debt Expense	0	0
675	Miscellaneous Expense	97	0
403	Depreciation Expense (From Schedule AR4)	3,397	3,482
408	Taxes Other Than Income	0	0
408.11	Property Taxes	1,407	1,642
409	Income Taxes	1,537	488
427.1	Customer Security Deposit Interest	0	0
	Total Operating Expenses	\$24,712	\$29,191
	Operating Income / (Loss)	(\$1,850)	(\$6,265)
	Other Income / (Expense)		
419	Interest and Dividend Income	\$0	\$0
421	Non-Utility Income	555	1,131
426	Miscellaneous Non-Utility (Expense)	0	0
427	Interest (Expense)	0	0
	Total Other Income / (Expense)	\$555	\$1,131
	Net Income / (Loss)	(\$1,294)	(\$5,134)

Instructions: Fill out the Grey Cells with the relevant information. Input 0 or none if there is nothing recorded in that account or there is no applicable information to report.

Arivaca Townsite Cooperative Water Company, Inc.
 Annual Report
 Full time equivalent employees
 12/31/18

Full time equivalent employees

	Direct Company	Outside service	Total
President	0.0	0.0	0.0
Vice-president	0.0	0.0	0.0
Manager	0.0	0.0	0.0
Engineering Staff	0.0	0.0	0.0
System Operator(s)	0.0	0.0	0.0
Meter reader	0.0	0.0	0.0
Customer Service	0.0	0.0	0.0
Accounting	0.0	0.0	0.0
Business Office	0.0	0.0	0.0
Rates Department	0.0	0.0	0.0
Administrative Staff	0.0	0.0	0.0
Other	0.0	0.0	0.0
Total	0.0	0.0	0.0

Instructions: Fill out the Grey Cells with the relevant information. Input 0 or none if there is nothing recorded in that account or there is no applicable information to report. A full-time employee is based on 2080 total hours per year. Please calculate partial employees using 2080 hours.

Arivaca Townsite Cooperative Water Company, Inc.
 Annual Report
 Supplemental Financial Data (Long-Term Debt)
 12/31/18

Supplemental Financial Data (Long-Term Debt)				
	Loan #1	Loan #2	Loan #3	Loan #4
Date Issued	N/A	N/A	N/A	N/A
Source of Loan	N/A	N/A	N/A	N/A
ACC Decision No.	N/A	N/A	N/A	N/A
Reason for Loan	N/A	N/A	N/A	N/A
Dollar Amt. Issued	N/A	N/A	N/A	N/A
Amount Outstanding	N/A	N/A	N/A	N/A
Date of Maturity	N/A	N/A	N/A	N/A
Interest Rate	N/A	N/A	N/A	N/A
Current Year Interest	N/A	N/A	N/A	N/A
Current Year Principal	N/A	N/A	N/A	N/A

Meter Deposit Balance at Test Year End:	N/A
---	-----

Meter Deposits Refunded During the Test Year:	N/A
---	-----

<i>List all bonds, notes, loans, and other types of indebtedness in which the proceeds were used in the provision of public utility service. Indebtedness incurred for personal uses by the owner of the utility should <u>not</u> be listed. Input 0 or none if there is nothing to report for that cell.</i>
--

Well and Water Usage										
Name of the System:		ARIVACA TOWNSITE COOP W.C.								
ADEQ Public Water System Number:		10-002								
ADWR PCC Number:		56-000014.000								
Well registry 55# (55-XXXXXX):	Pump Horsepower	Pump Yield (gpm)	Casing Depth (feet)	Casing Diameter (inches)	Pump Motor Type **	Year Drilled	Meter Size (inches)	How measured:	Active	
61679	7.5	120	120	12	SUB	1964	3	Metered	Yes	Yes
61680	7.5	120	80	8	SUB	1972	3	Metered	Yes	Yes
0	0	0	0	0	0	0	0	Estimated	No	No
0	0	0	0	0	0	0	0	Estimated	No	No
0	0	0	0	0	0	0	0	Estimated	No	No
0	0	0	0	0	0	0	0	Estimated	No	No
0	0	0	0	0	0	0	0	Estimated	No	No
0	0	0	0	0	0	0	0	Estimated	No	No
0	0	0	0	0	0	0	0	Estimated	No	No
0	0	0	0	0	0	0	0	Estimated	No	No
0	0	0	0	0	0	0	0	Estimated	No	No
0	0	0	0	0	0	0	0	Estimated	No	No
0	0	0	0	0	0	0	0	Estimated	No	No
0	0	0	0	0	0	0	0	Estimated	No	No
0	0	0	0	0	0	0	0	Estimated	No	No
0	0	0	0	0	0	0	0	Estimated	No	No
0	0	0	0	0	0	0	0	Estimated	No	No
0	0	0	0	0	0	0	0	Estimated	No	No
0	0	0	0	0	0	0	0	Estimated	No	No

Name of system water delivered to:	ARIVACA TOWNSITE COOP W.C.
ADWR PCC Number:	91-000411.0000
Source of water delivered to another system	Ground Water

Name of system water received from:	NA
ADWR PCC Number:	#N/A
Source of water received	NA
Well registry 55# (55-XXXXXX):	NA

Month	Water withdrawn (acre ft) ¹	Water sold (acre ft) ²	Water delivered (sold) to other systems (acre ft) ³	Water received (purchased) from other systems (acre ft) ⁴	Estimated authorized use (acre ft) ⁵	Purchased Power Expense ⁶	Purchased Power (kWh) ⁷
January	1.010	1.000	0.000	0.000	1.000	\$96	365
February	1.000	1.000	0.000	0.000	1.000	86	303
March	1.000	1.000	0.000	0.000	1.000	92	340
April	1.000	1.000	0.000	0.000	1.000	90	332
May	1.000	0.590	0.000	0.000	1.000	120	520
June	2.000	1.960	0.000	0.000	2.000	143	666
July	2.000	2.180	0.000	0.000	2.000	162	780
August	1.000	1.150	0.000	0.000	1.000	261	1,494
September	1.000	1.260	0.000	0.000	1.000	102	417
October	1.000	0.840	0.000	0.000	1.000	100	400
November	1.000	1.010	0.000	0.000	1.000	90	337
December	1.000	0.820	0.000	0.000	1.000	101	407
Totals	14.010	13.810	0.000	0.000	14.000	\$1,443	6,361

If applicable, in the space below please provide a description for all un-metered water use along with amounts:
 WE PUMP BY GALLONS AND CONVERTED TO ACRES/FT. HOWEVER THIS PROGRAM ROUNDS AND HENCE SHOWS 14 ACRES/FT ACROSS THE BOARD

Instructions: Fill out the Grey Cells with the relevant information. Input 0 or none if there is nothing recorded in that account or there is no applicable information to report.

¹ Water withdrawn - Total acre feet of water withdrawn from pumped sources.
² Water sold - Total acre feet from customer meters, and other sales such as construction water.
³ Water delivered (sold) to other systems - Total acre feet of water delivered to other systems.
⁴ Water received (purchased) from other systems - Total acre feet of water purchased/received from other systems.
⁵ Estimated authorized use - Total estimated acre feet from authorized metered or unmetered use. Authorized uses such as flushing (mains, services and hydrants) draining/cleaning tanks, process, construction, fire fighting, etc. Non-authorized use (real losses) are service line breaks and leaks, water main breaks, meter inaccuracies and theft.
⁶ Enter the total purchased power costs for the power meters associated with this system.
⁷ Enter the total purchased kWh used by the power meters associated with this system.

Water Utility Plant Description

Name of the System:	ARIVACA TOWNSITE COOP W.C.	
ADEQ Public Water System Number:	10-002	
ADWR PCC Number:	56-000014.000	

MAINS		
Sizes (inches)	Material	Length (feet)
4.00	CAST IRON/PVC	3,800
6.00	CAST IRON/PVC	4,080
0.00	NA	0
0.00	NA	0
0.00	NA	0
0.00	NA	0
0.00	NA	0
0.00	NA	0
0.00	NA	0
0.00	NA	0
0.00	NA	0
0.00	NA	0
0.00	NA	0
0.00	NA	0

CUSTOMER METERS	
Size (inches)	Quantity
5/8 X 3/4	137
1	3
NA	0
NA	0
NA	0
NA	0
NA	0
NA	0
NA	0
NA	0
NA	0
NA	0
NA	0
NA	0
NA	0
NA	0
NA	0
NA	0
NA	0

SERVICE LINES	
Material	Percent of system
PVC	50%
Galvanized steel	50%
NA	0%
NA	0%
NA	0%

BOOSTER PUMPS			
Horsepower	GPM		Quantity
17M3/HR		VFD	2
NA		NA	0
NA		NA	0
NA		NA	0

FIRE HYDRANTS	
Type	Quantity
Standard *	3
Other	0

STORAGE TANKS		
Capacity (gallons)	Material	Quantity
50,000	CONCRETE	1
0	NA	0
0	NA	0
0	NA	0
0	NA	0
0	NA	0

PRESSURE/BLADDER TANKS		
Capacity (gallons)	Material	Quantity
2,000	STEEL	1
0	NA	0
0	NA	0
0	NA	0
0	NA	0
0	NA	0

Instructions: Fill out the Grey Cells with the relevant information. Input 0 or none if there is nothing recorded in that account or there is no applicable information to report. Copy and paste this sheet as many times as is necessary.

* A standard fire hydrant has two 2.5 inch hose connection nozzles with 7.5 threads per inch, and one 4.5 inch pumper connection nozzle with 4 threads per inch.

Water Utility Plant Description (Continued)

For the following three items, list the utility owned assets in each category for each system.

TREATMENT EQUIPMENT:	automatic pellet chlorinator at well site
-----------------------------	---

STRUCTURES:	2 pump houses, 2 storage sheds, 1 office building
--------------------	---

OTHER:	2 generators
---------------	--------------

Instructions: Fill out the Grey Cells with the relevant information. Input 0 or none if there is nothing recorded in that account or there is no applicable information to report. Copy and paste this sheet as many times as is necessary.

Customer and Other Information	
Name of the System:	ARIVACA TOWNSITE WATER CO
ADEQ Public Water System Number:	10-002
ADWR PCC Number:	56-00014.000

Month	Number of Customers				
	Single-Family	Multi-Family	Commercial	Turf/Irrigation	Other Non-Residential
January	99	NA	12	NA	NA
February	99	NA	12	NA	NA
March	98	NA	12	NA	NA
April	98	NA	12	NA	NA
May	97	NA	12	NA	NA
June	95	NA	12	NA	NA
July	94	NA	12	NA	NA
August	94	NA	12	NA	NA
September	94	NA	12	NA	NA
October	95	NA	12	NA	NA
November	96	NA	12	NA	NA
December	96	NA	12	NA	NA

a

If the system has fire hydrants, what is the fire flow requirements? GPM for hrs.

Does the system have chlorination treatment?

Does the Company have an ADWR Gallons Per Capita Per Day (GPCPD) requirement?

If yes, provide the GPCPD amount:

Is the Water Utility located in an ADWR Active Management Area (AMA)?

If yes, which AMA?

Instructions: Fill out the Grey Cells with the relevant information. Input 0 or none if there is nothing recorded in that account or there is no applicable information to report. Copy and paste this sheet as many times as is necessary.

Arivaca Townsite Cooperative Water Company, Inc.
Annual Report
Property Taxes
12/31/18

Property Taxes	
Amount of actual property taxes paid during Calendar Year 2018 was	\$1,407

If no property taxes paid, explain why. PROPERTY TAXES WERE PAID

Instructions: Fill out the Grey Cells with the relevant information. Input 0 or none if there is nothing recorded in that account or there is no applicable information to report.

Arivaca Townsite Cooperative Water Company, Inc.
Annual Report
Verification and Sworn Statement (Taxes)
12/31/18

Verification and Sworn Statement (Taxes)

Verification: State of Arizona I, the undersigned of the
(state name)

County of (county name): Pima
Name (owner or official) title: PATTI JENT, TREASURER, MANAGER
Company name: Arivaca Townsite Cooperative Water Company, Inc.

RECEIVED
APR 20 2019
ARIZONA CORP COMMISSION
UTILITIES DIVISION - DIRECTOR'S OFFICE

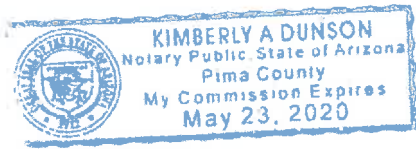
DO SAY THAT THIS ANNUAL UTILITY PROPERTY TAX AND SALES TAX REPORT TO THE ARIZONA CORPORATION COMMISSION.

FOR THE YEAR ENDING: 12/31/18

HAS BEEN PREPARED UNDER MY DIRECTION, FROM THE ORIGINAL BOOKS, PAPERS AND RECORDS OF SAID UTILITY; THAT I HAVE CAREFULLY EXAMINED THE SAME, AND DECLARE THE SAME TO BE A COMPLETE AND CORRECT STATEMENT OF BUSINESS AND AFFAIRS OF SAID UTILITY FOR THE PERIOD COVERED BY THIS REPORT IN RESPECT TO EACH AND EVERY MATTER AND THING SET FORTH, TO THE BEST OF MY KNOWLEDGE, INFORMATION AND BELIEF.

Sworn Statement: I HEREBY ATTEST THAT ALL PROPERTY TAXES FOR SAID COMPANY ARE CURRENT AND PAID IN FULL.

I HEREBY ATTEST THAT ALL SALES TAXES FOR SAID COMPANY ARE CURRENT AND PAID IN FULL.



Patti Jent
Signature of owner/official

520-398-8195
telephone no.

SUBSCRIBED AND SWORN TO BEFORE ME A NOTARY PUBLIC
IN AND FOR THE COUNTY Pima

THIS 13 DAY OF April 2019
(month) and (year)

MY COMMISSION EXPIRES 23 May 2020
(date)

Kimberly A. Dunson
(signature of notary public)

RECEIVED
APR 15 2019

Verification and Sworn Statement

Verification:

State of Arizona I, the undersigned of the
(state name)
County of (county name): Pima
Name (owner or official) title: PATTI JENT, TREASURER, MANAGER
Company name: Arivaca Townsite Cooperative Water Company, Inc.

ARIZONA CORP COMMISSION
UTILITIES DIVISION - DIRECTOR'S OFFICE


DO SAY THAT THIS ANNUAL UTILITY PROPERTY TAX AND SALES TAX REPORT TO THE ARIZONA CORPORATION COMMISSION.

FOR THE YEAR ENDING: 12/31/18

HAS BEEN PREPARED UNDER MY DIRECTION, FROM THE ORIGINAL BOOKS, PAPERS AND RECORDS OF SAID UTILITY; THAT I HAVE CAREFULLY EXAMINED THE SAME, AND DECLARE THE SAME TO BE A COMPLETE AND CORRECT STATEMENT OF BUSINESS AND AFFAIRS OF SAID UTILITY FOR THE PERIOD COVERED BY THIS REPORT IN RESPECT TO EACH AND EVERY MATTER AND THING SET FORTH, TO THE BEST OF MY KNOWLEDGE, INFORMATION AND BELIEF.

Sworn Statement: IN ACCORDANCE WITH THE REQUIREMENTS OF TITLE 40, ARTICLE 8, SECTION 40-401, ARIZONA REVISED STATUTES, IT IS HEREIN REPORTED THAT THE GROSS OPERATING REVENUE OF SAID UTILITY DERIVED FROM ARIZONA INTRASTATE UTILITY OPERATIONS DURING THE CALENDAR YEAR WAS:

Arizona Intrastate Gross Operating Revenues Only (\$)
\$22,862
(The amount in the box above includes
\$2,674 in sales taxes
billed or collected)



[Signature]
signature of owner/official
520-398-8195
telephone no.

SUBSCRIBED AND SWORN TO BEFORE ME A NOTARY PUBLIC
IN AND FOR THE COUNTY Pima
THIS 13 DAY OF April 2019
(county name) (month) and (year)

MY COMMISSION EXPIRES 23 May 2020
(date)
[Signature]
(signature of notary public)

RECEIVED

APR 15 2019

ARIZONA CORP COMMISSION
UTILITIES DIVISION - DIRECTOR'S OFFICE

Verification and Sworn Statement (Residential Revenue)

Verification:

State of Arizona I, the undersigned of the
(state name)

County of (county name): Pima
Name (owner or official) title: PATTI JENT, TREASURER, MANAGER
Company name: Arivaca Townsite Cooperative Water Company, Inc.

DO SAY THAT THIS ANNUAL UTILITY PROPERTY TAX AND SALES TAX REPORT TO THE ARIZONA CORPORATION COMMISSION.

FOR THE YEAR ENDING: 12/31/18


HAS BEEN PREPARED UNDER MY DIRECTION, FROM THE ORIGINAL BOOKS, PAPERS AND RECORDS OF SAID UTILITY; THAT I HAVE CAREFULLY EXAMINED THE SAME, AND DECLARE THE SAME TO BE A COMPLETE AND CORRECT STATEMENT OF BUSINESS AND AFFAIRS OF SAID UTILITY FOR THE PERIOD COVERED BY THIS REPORT IN RESPECT TO EACH AND EVERY MATTER AND THING SET FORTH, TO THE BEST OF MY KNOWLEDGE, INFORMATION AND BELIEF.

Sworn Statement: IN ACCORDANCE WITH THE REQUIREMENTS OF TITLE 40, ARTICLE 8, SECTION 40-401, ARIZONA REVISED STATUTES, IT IS HEREIN REPORTED THAT THE GROSS OPERATING REVENUE OF SAID UTILITY DERIVED FROM ARIZONA INTRASTATE UTILITY OPERATIONS RECEIVED FROM RESIDENTIAL CUSTOMERS DURING THE CALENDAR YEAR WAS:

Arizona Intrastate Gross Operating Revenues Only (\$)

\$22,862

(The amount in the box above includes
\$2,674 in sales taxes
billed or collected)



[Signature]
signature of owner/official

520-398-8195
telephone no.

SUBSCRIBED AND SWORN TO BEFORE ME A NOTARY PUBLIC
IN AND FOR THE COUNTY Pima
(county name)

THIS 13 DAY OF April 2019
(month) and (year)

MY COMMISSION EXPIRES 23 May 2020
(date)

[Signature]
(signature of notary public)

Company

Arivaca Townsite Cooperative Water Company, Inc.

Docket No.:

W-01546A

Name of the System:

ARIVACA TOWNSITE COOP W.C.

ADEQ Public Water System Number:

10-002

ADWR PCC Number:

91-000411.0000

2018 Utility Shutoffs / Disconnects

Month	Termination without Notice R14-2-410.B	Termination with Notice R14-2-410.C	Other
January	0	0	0
February	0	0	0
March	0	0	1
April	0	0	0
May	0	0	1
June	0	0	2
July	0	0	1
August	0	0	0
September	0	0	0
October	0	0	0
November	0	0	0
December	0	0	0
Total	0	0	5

Other (description):

March, May, June and July - Customers requested shutoff due to moving or death

Instructions: Fill out the Grey Cells with the relevant information. Input 0 or none if there is nothing recorded in that account or there is no applicable information to report.