

ANNUAL REPORT

Of

Company Name: Ashcreek Water Company

PO Box 86205

Mailing Address: Phoenix AZ  
85080

Docket No.: W-02494A

For the Year Ended: 12/31/17

RECEIVED

APR 18 2018

ARIZONA CORP COMMISSION  
UTILITIES DIVISION - DIRECTOR'S OFFICE

WATER UTILITY

To

Arizona Corporation Commission

Due on April 15th

Email: rdelafuente@azcc.gov, mail or deliver the completed Annual Report to:

Arizona Corporation Commission  
Compliance Section - Utilities Division  
1200 West Washington Street  
Phoenix, Arizona 85007

Application Type: Original Filing

Application Date: 4/18/2018

4-19-18

ARIZONA CORPORATION COMMISSION  
WATER UTILITY ANNUAL REPORT  
Ashcreek Water Company  
A Class  Utility

1. For the Calendar Year Ended:

2. Address:   
City:  State:  Zip Code:

3. Telephone Number:

4. Date of Original Organization of Utility:

5. Person to whom correspondence should be addressed concerning this report:

Name:   
Telephone No. :   
Address:   
City:  State:  Zip Code:   
Email:

6. On-Site Manager:

Name:   
Telephone No. :   
Address:   
City:  State:  Zip Code:   
Email:

7. Ownership:

8. Counties Served:

Utility Plant in Service (Water)							
Account No.	Description	Beginning Year Original Cost	Current Year Additions	Current Year Retirements	Adjusted Original Cost	Accumulated Depreciation	OCLD (OC less AD)
301	Organization	\$650	\$0	\$0	\$650	\$570	\$80
302	Franchises	0	0	0	0	0	0
303	Land and Land Rights	15,641	0	0	15,641	0	15,641
304	Structures and Improvements	6,106	0	0	6,106	3,992	2,114
305	Collecting & Improving Reservoirs	0	0	0	0	0	0
306	Lake, River, Canal Intakes	0	0	0	0	0	0
307	Wells and Springs	6,520	0	0	6,520	3,011	3,509
308	Infiltration Galleries	0	0	0	0	0	0
309	Supply Mains	0	0	0	0	0	0
310	Power Generation Equipment	0	0	0	0	0	0
311	Pumping Equipment	23,456	0	0	23,456	22,606	850
320	Water Treatment Equipment	0	0	0	0	0	0
320.1	Water Treatment Plants	0	0	0	0	0	0
320.2	Solution Chemical Feeders	0	0	0	0	0	0
320.3	Point-of-Use Treatment Devices	0	0	0	0	0	0
330	Distribution Reservoirs and Standpipes	0	0	0	0	0	0
330.1	Storage Tanks	34,643	0	0	34,643	12,740	21,903
330.2	Pressure Tanks	277	0	0	277	73	204
331	Transmission and Distribution Mains	142,839	0	0	142,839	53,660	89,179
333	Services	0	0	0	0	0	0
334	Meters and Meter Installations	16,199	0	0	16,199	16,199	0
335	Hydrants	0	0	0	0	0	0
336	Backflow Prevention Devices	0	0	0	0	0	0
339	Other Plant and Misc. Equipment	0	0	0	0	0	0
340	Office Furniture and Equipment	0	0	0	0	0	0
340.1	Computer & Software	0	0	0	0	0	0
341	Transportation Equipment	0	0	0	0	0	0
342	Stores Equipment	0	0	0	0	0	0
343	Tools, Shop and Garage Equipment	0	0	0	0	0	0
344	Laboratory Equipment	0	0	0	0	0	0
345	Power Operated Equipment	0	0	0	0	0	0
346	Communication Equipment	0	0	0	0	0	0
347	Miscellaneous Equipment	7,239	0	0	7,239	4,614	2,625
348	Other Tangible Plant	0	0	0	0	0	0
	<b>Totals</b>	<b>\$253,570</b>	<b>\$0</b>	<b>\$0</b>	<b>\$253,570</b>	<b>\$117,464</b>	<b>\$136,106</b>

**Instructions:** Fill out the Grey Cells with the relevant information. Input 0 or none if there is nothing recorded in that account or there is no applicable information to report.

Ashcreek Water Company  
Annual Report  
Depreciation Expense for the Current Year (Water)  
12/31/17

Depreciation Expense for the Current Year (Water)								
Account No.	Description	Beginning Year Original Cost	Current Year Additions	Current Year Retirements	Adjusted Original Cost	Fully Depreciated/Non-depreciable Plant	Depreciation Percentages	Depreciation Expense
301	Organization	\$650	\$0	\$0	\$650	\$0	4.02%	\$26
302	Franchises	0	0	0	0	0	0.00%	0
303	Land and Land Rights	15,641	0	0	15,641	0	0.00%	0
304	Structures and Improvements	6,106	0	0	6,106	0	4.02%	245
305	Collecting & Improving Reservoirs	0	0	0	0	0	0.00%	0
306	Lake, River, Canal Intakes	0	0	0	0	0	0.00%	0
307	Wells and Springs	6,520	0	0	6,520	0	4.02%	262
308	Infiltration Galleries	0	0	0	0	0	0.00%	0
309	Supply Mains	0	0	0	0	0	0.00%	0
310	Power Generation Equipment	0	0	0	0	0	0.00%	0
311	Pumping Equipment	23,456	0	0	23,456	0	4.00%	938
320	Water Treatment Equipment	0	0	0	0	0	0.00%	0
320.1	Water Treatment Plants	0	0	0	0	0	0.00%	0
320.2	Solution Chemical Feeders	0	0	0	0	0	0.00%	0
320.3	Point-of-Use Treatment Devices	0	0	0	0	0	0.00%	0
330	Distribution Reservoirs and Standpipes	0	0	0	0	0	0.00%	0
330.1	Storage Tanks	34,643	0	0	34,643	0	4.01%	1,389
330.2	Pressure Tanks	277	0	0	277	0	4.01%	11
331	Transmission and Distribution Mains	142,839	0	0	142,839	0	4.02%	5,742
333	Services	0	0	0	0	0	0.00%	0
334	Meters and Meter Installations	16,199	0	0	16,199	0	0.00%	0
335	Hydrants	0	0	0	0	0	0.00%	0
336	Backflow Prevention Devices	0	0	0	0	0	0.00%	0
339	Other Plant and Misc. Equipment	0	0	0	0	0	0.00%	0
340	Office Furniture and Equipment	0	0	0	0	0	0.00%	0
340.1	Computer & Software	0	0	0	0	0	0.00%	0
341	Transportation Equipment	0	0	0	0	0	0.00%	0
342	Stores Equipment	0	0	0	0	0	0.00%	0
343	Tools, Shop and Garage Equipment	0	0	0	0	0	0.00%	0
344	Laboratory Equipment	0	0	0	0	0	0.00%	0
345	Power Operated Equipment	0	0	0	0	0	0.00%	0
346	Communication Equipment	0	0	0	0	0	0.00%	0
347	Miscellaneous Equipment	7,239	0	0	7,239	0	4.01%	290
348	Other Tangible Plant	0	0	0	0	0	0.00%	0
	<b>Subtotal</b>	<b>\$253,570</b>	<b>\$0</b>	<b>\$0</b>	<b>\$253,570</b>	<b>\$0</b>		<b>\$8,905</b>

Contribution(s) in Aid of Construction (Gross) \$0  
Less: Non Amortizable Contribution(s) 0  
Fully Amortized Contribution(s) 0  
Amortizable Contribution(s) \$0  
Times: Proposed Amortization Rate 3.51%  
**Amortization of CIAC** \$0

Less: Amortization of CIAC

**DEPRECIATION EXPENSE**

**Instructions:** Fill out the Grey Cells with the relevent information. Input 0 or none if there is nothing recorded in that account or there is no applicable information to report.

Ashcreek Water Company  
 Annual Report  
 Balance Sheet Assets  
 12/31/17

Balance Sheet Assets				
	Assets		Balance at Beginning of Year (2017)	Balance at End of Year (2017)
Account No.	<b>Current and Accrued Assets</b>			
131	Cash		\$4,176	\$9,131
134	Working Funds			
135	Temporary Cash Investments			
141	Customer Accounts Receivable			
146	Notes Receivable from Associated Companies			
151	Plant Material and Supplies			
162	Prepayments			
174	Miscellaneous Current and Accrued Assets			
	<b>Total Current and Accrued Assets</b>		<b>\$4,176</b>	<b>\$9,131</b>
Account No.	<b>Fixed Assets</b>			
101	Utility Plant in Service*		\$253,570	\$253,570
103	Property Held for Future Use			
105	Construction Work in Progress			
108	Accumulated Depreciation <b>(enter as negative)*</b>		(108,559)	(117,464)
121	Non-Utility Property			
122	Accumulated Depreciation - Non Utility			
	<b>Total Fixed Assets</b>		<b>\$145,011</b>	<b>\$136,106</b>
	<b>Total Assets</b>		<b>\$149,187</b>	<b>\$145,237</b>

**Instructions:** Fill out the Grey Cells with the relevent information. Input 0 or none if there is nothing recorded in that account or there is no applicable information to report.

\*Note these items feed automatically from AR3 UPIS Page 3

Ashcreek Water Company  
 Annual Report  
 Balance Sheet Liabilities and Owners Equity

Balance Sheet Liabilities and Owners Equity				
	Liabilities		Balance at Beginning of Year (2017)	Balance at End of Year (2017)
Account No.	<b>Current Liabilities</b>			
231	Accounts Payable		\$11,215	\$11,215
232	Notes Payable (Current Portion)			
234	Notes Payable to Associated Companies			
235	Customer Deposits		5,013	5,013
236	Accrued Taxes			
237	Accrued Interest			
242	Miscellaneous Current and Accrued Liabilities			
	<b>Total Current Liabilities</b>		<b>\$16,228</b>	<b>\$16,228</b>
	<b>Long Term Debt</b>			
224	Long Term Debt (Notes and Bonds)		\$45,647	\$40,063
	<b>Deferred Credits</b>			
251	Unamortized Premium on Debt			
252	Advances in Aid of Construction			
255	Accumulated Deferred Investment Tax Credits			
271	Contributions in Aid of Construction			
272	Less: Amortization of Contributions			
281	Accumulated Deferred Income Tax			
	<b>Total Deferred Credits</b>		<b>\$0</b>	<b>\$0</b>
	<b>Total Liabilities</b>		<b>\$61,875</b>	<b>\$56,290</b>
	<b>Capital Accounts</b>			
201	Common Stock Issued			
211	Other Paid-In Capital			
215	Retained Earnings		87,312	88,947
218	Proprietary Capital (Sole Props and Partnerships)			
	<b>Total Capital</b>		<b>\$87,312</b>	<b>\$88,947</b>
	<b>Total Liabilities and Capital</b>		<b>\$149,187</b>	<b>\$145,237</b>

**Instructions:** Fill out the Grey Cells with the relevant information. Input 0 or none if there is nothing recorded in that account or there is no applicable information to report.

**Note:** Total liabilities and Capital must match total assets for the beginning and end of the year!

Ashcreek Water Company  
Annual Report  
Water Comparative Income Statement  
12/31/17

Water Comparative Income Statement			
Account No.	Calendar Year	Current Year 01/01/2017 - 12/31/2017	Last Year 01/01/2016 - 12/31/2016
	<b>Operating Revenue</b>		
461	Metered Water Revenue	\$51,191	\$44,386
460	Unmetered Water Revenue		
462	Fire Protection Revenue		
469	Guaranteed Revenues (Surcharges)		
471	Miscellaneous Service Revenues		
474	Other Water Revenue		2,606
	<b>Total Revenues</b>	<b>\$51,191</b>	<b>\$46,992</b>
	<b>Operating Expenses</b>		
601	Salaries and Wages		
604	Employee Pensions and Benefits		
610	Purchased Water		
615	Purchased Power	2,993	2,429
618	Chemicals		
620	Materials and Supplies		
620.1	Repairs and Maintenance	4,884	5,951
620.2	Office Supplies and Expense	1,097	1,722
630	Contractual Services	19,564	19,300
631	Contractual Services -Engineering		
632	Contractual Services - Accounting		
633	Contractual Services - Legal		
634	Contractual Services - Management Fees		
635	Contractual Services - Water Testing	3,160	3,542
636	Contractual Services - Other		
640	Rents		
641	Rental of Building/Real Property		
642	Rental of Equipment		
650	Transportation Expenses		
657	Insurance - General Liability	968	2,066
657.1	Insurance - Health and Life		
665	Regulatory Commission Expense - Rate		
670	Bad Debt Expense		
675	Miscellaneous Expense		351
403	Depreciation Expense (From Schedule AR4)	8,905	9,128
408	Taxes Other Than Income	3,949	3,970
408.11	Property Taxes	2,850	2,598
409	Income Taxes		
427.1	Customer Security Deposit Interest		
	<b>Total Operating Expenses</b>	<b>\$48,370</b>	<b>\$51,057</b>
	<b>Operating Income / (Loss)</b>	<b>\$2,820</b>	<b>(\$4,065)</b>
	<b>Other Income / (Expense)</b>		
419	Interest and Dividend Income	\$0	
421	Non-Utility Income		
426	Miscellaneous Non-Utility (Expense)		
427	Interest (Expense)	(1,186)	(1,348)
	<b>Total Other Income / (Expense)</b>	<b>(\$1,186)</b>	<b>(\$1,348)</b>
	<b>Net Income / (Loss)</b>	<b>\$1,634</b>	<b>(\$5,413)</b>

**Instructions:** Fill out the Grey Cells with the relevent information. Input 0 or none if there is nothing recorded in that account or there is no applicable information to report.

Supplemental Financial Data (Long-Term Debt)				
	Loan #1	Loan #2	Loan #3	Loan #4
Date Issued	3/1/2008	1/0/1900	1/0/1900	1/0/1900
Source of Loan	WIFA	0	0	0
ACC Decision No.	NA	0	0	0
Reason for Loan	Construction	0	0	0
Dollar Amt. Issued	\$0	\$0	\$0	\$0
Amount Outstanding	\$40,063	\$0	\$0	\$0
Date of Maturity	8/1/2027	1/0/1900	1/0/1900	1/0/1900
Interest Rate	2.78%	0.00%	0.00%	0.00%
Current Year Interest	\$1,186	\$0	\$0	\$0
Current Year Principal	\$5,574	\$0	\$0	\$0

Meter Deposit Balance at Test Year End:	\$5,013
---	---------

Meter Deposits Refunded During the Test Year:	\$0
---	-----

*List all bonds, notes, loans, and other types of indebtedness in which the proceeds were used in the provision of public utility service. Indebtedness incurred for personal uses by the owner of the utility should not be listed. Input 0 or none if there is nothing to report for that cell.*



**Water Utility Plant Description**

Name of the System: Ash Creek Water Company  
 ADEQ Public Water System Number: 405007

WELLS								
ADWR ID No *	Pump Horsepower	Pump Yield (gpm)	Casing Depth (feet)	Casing Diameter (inches)	Pump Motor Type **	Meter Size (inches)	Year Drilled	Arsenic Level (mg/L)
55-621785	1	20	191	8	Submersible	2		0.0000
55-621783	3	60	170	6	Submersible	2		0.0000
0	0	0	0	0	0	0	0	0.0000
0	0	0	0	0	0	0	0	0.0000
0	0	0	0	0	0	0	0	0.0000
0	0	0	0	0	0	0	0	0.0000
0	0	0	0	0	0	0	0	0.0000
0	0	0	0	0	0	0	0	0.0000
0	0	0	0	0	0	0	0	0.0000
0	0	0	0	0	0	0	0	0.0000
0	0	0	0	0	0	0	0	0.0000
0	0	0	0	0	0	0	0	0.0000
0	0	0	0	0	0	0	0	0.0000
0	0	0	0	0	0	0	0	0.0000
0	0	0	0	0	0	0	0	0.0000
0	0	0	0	0	0	0	0	0.0000
0	0	0	0	0	0	0	0	0.0000
0	0	0	0	0	0	0	0	0.0000
0	0	0	0	0	0	0	0	0.0000
0	0	0	0	0	0	0	0	0.0000

OTHER WATER SOURCES		
Name or Description	Capacity (gpm)	Gallons Purchased or Obtained (in thousands)
none	0	0
0	0	0

BOOSTER PUMPS		
Horsepower	GPM	Quantity
0	0	0
0	0	0
0	0	0
0	0	0

FIRE HYDRANTS	
Type	Quantity
Standard ***	0
Other	0

STORAGE TANKS		
Capacity	Material	Quantity
20,000	metal	1
0	0	0
0	0	0

PRESSURE/BLADDER TANKS	
Capacity	Quantity
0	0
0	0
0	0

**Instructions:** Fill out the Grey Cells with the relevant information. Input 0 or none if there is nothing recorded in that account or there is no applicable information to report. Copy and paste this sheet as many times as is necessary.

\* Arizona Department of Water Resources ("ADWR") well identification number. For example 55-XXXXXX.  
 \*\* Pump motor type, turbine or submersible.

\*\*\* A standard fire hydrant has two 2.5 inch hose connection nozzles with 7.5 threads per inch, and one 4.5 inch pumper connection nozzle with 4 threads per inch.



Water Use Data Sheet							
Name of the System:		Ash Creek Water Company					
ADEQ Public Water System Number:		405007					
Month	Number of Customers	Gallons Sold (thousands) <sup>1</sup>	Gallons Pumped (thousands) <sup>2</sup>	Gallons Purchased (thousands) <sup>3</sup>	Estimated Gallons Authorized Use (thousands) <sup>4</sup>	Purchased Power Expense <sup>5</sup>	Purchased Power (kWh) <sup>6</sup>
January	110	617,395	635,980	0	0	\$133	812
February	109	515,875	539,218	0	0	155	984
March	108	438,440	479,350	0	0	361	2,623
April	108	710,814	743,287	0	0	240	1,627
May	109	791,631	823,673	0	0	313	2,203
June	109	1,362,991	0	0	0	310	2,174
July	110	1,015,983	0	0	0	261	1,752
August	108	921,004	0	0	0	225	1,480
September	109	617,395	0	0	0	312	2,190
October	109	859,464	0	0	0	253	1,726
November	109	760,246	0	0	0	230	1,549
December	108	593,143	0	0	0	220	1,473
<b>Totals</b>		<b>9,204,381</b>	<b>3,221,508</b>	<b>0</b>	<b>0</b>	<b>\$3,013</b>	<b>20,593</b>

If the system has fire hydrants, what is the fire flow requirements?  GPM for  hrs.

Does the system have chlorination treatment?

Is the Water Utility located in an ADWR Active Management Area (AMA)?   
 If yes, which AMA?

Does the Company have an ADWR Gallons Per Capita Per Day (GPCPD) requirement?   
 If yes, provide the GPCPD amount:

**If applicable, in the space below please provide a description for all un-metered water use along with amounts:**  
 none

**Instructions:** Fill out the Grey Cells with the relevant information. Input 0 or none if there is nothing recorded in that account or there is no applicable information to report.

- 1 Gallons sold - Total gallons from customer meters, and other sold gallons such as Construction water.
- 2 Gallons pumped - Total gallons from pumped sources.
- 3 Gallons purchased - Total gallons purchased from other sources.
- 4 Estimated gallons authorized use - Total estimated gallons from authorized metered or unmetered use. Authorized use such as flushing (mains, services and hydrants) draining/cleaning tanks, process, construction, fire fighting, etc.
- 5 Enter the total purchased power costs for the power meters associated with this system.
- 6 Enter the total purchased kWh used by the power meters associated with this system.

Ashcreek Water Company  
 Annual Report  
 Utility Shutoffs / Disconnects  
 12/31/17

ADEQ System No. :	405007
-------------------	--------

Utility Shutoffs / Disconnects			
Month	Termination without Notice R14-2-410.B	Termination with Notice R14-2-410.C	Other
January	0	0	0
February	0	0	0
March	0	0	0
April	0	0	0
May	0	1	0
June	0	0	0
July	0	1	0
August	0	1	0
September	0	0	0
October	0	0	0
November	1	0	0
December	2	0	0
<b>Total</b>	<b>3</b>	<b>3</b>	<b>0</b>

**Other (description):**

none
------

<b>Instructions:</b> Fill out the Grey Cells with the relevant information. Input 0 or none if there is nothing recorded in that account or there is no applicable information to report.
---

<b>Property Taxes</b>	
Amount of actual property taxes paid during Calendar Year 2017 was	\$2,850

If no property taxes paid, explain why. NA
---

**Instructions:** Fill out the Grey Cells with the relevent information. Input 0 or none if there is nothing recorded in that account or there is no applicable information to report.

Ashcreek Water Company  
Annual Report  
Verification and Sworn Statement (Taxes)  
12/31/17

RECEIVED

APR 18 2018

Verification and Sworn Statement (Taxes)

Verification: State of Arizona, the undersigned of the  
(state name)

County of (county name): Graham  
Name (owner or official) title: Carol Gonzalez  
Company name: Ashcreek Water Company

ARIZONA CORP COMMISSION  
UTILITIES DIVISION - DIRECTOR'S OFFICE

DO SAY THAT THIS ANNUAL UTILITY PROPERTY TAX AND SALES TAX REPORT TO THE ARIZONA CORPORATION COMMISSION.

FOR THE YEAR ENDING: 12/31/17

HAS BEEN PREPARED UNDER MY DIRECTION, FROM THE ORIGINAL BOOKS, PAPERS AND RECORDS OF SAID UTILITY; THAT I HAVE CAREFULLY EXAMINED THE SAME, AND DECLARE THE SAME TO BE A COMPLETE AND CORRECT STATEMENT OF BUSINESS AND AFFAIRS OF SAID UTILITY FOR THE PERIOD COVERED BY THIS REPORT IN RESPECT TO EACH AND EVERY MATTER AND THING SET FORTH, TO THE BEST OF MY KNOWLEDGE, INFORMATION AND BELIEF.

Sworn Statement: I HEREBY ATTEST THAT ALL PROPERTY TAXES FOR SAID COMPANY ARE CURRENT AND PAID IN FULL.

I HEREBY ATTEST THAT ALL SALES TAXES FOR SAID COMPANY ARE CURRENT AND PAID IN FULL.

Carol Gonzalez  
signature of owner/official

623-302-3239  
telephone no.

SUBSCRIBED AND SWORN TO BEFORE ME A NOTARY PUBLIC  
IN AND FOR THE COUNTY

THIS

18th

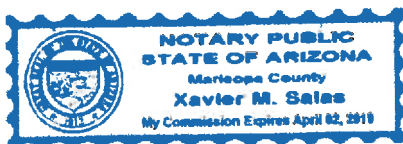
DAY OF

Maricopa  
(county name)  
April 2018  
(month) and (year)

MY COMMISSION EXPIRES

4/2/19  
(date)

[Signature]  
(signature of notary public)



**Verification and Sworn Statement**

RECEIVED

APR 18 2018

ARIZONA CORP COMMISSION  
UTILITIES DIVISION - DIRECTOR'S OFFICE

**Verification:**

State of Arizona I, the undersigned of the  
(state name)

County of (county name): Graham

Name (owner or official) title: Carol Gonzalez

Company name: Ashcreek Water Company

DO SAY THAT THIS ANNUAL UTILITY PROPERTY TAX AND SALES TAX REPORT TO THE ARIZONA CORPORATION COMMISSION.

FOR THE YEAR ENDING: 12/31/17

HAS BEEN PREPARED UNDER MY DIRECTION, FROM THE ORIGINAL BOOKS, PAPERS AND RECORDS OF SAID UTILITY; THAT I HAVE CAREFULLY EXAMINED THE SAME, AND DECLARE THE SAME TO BE A COMPLETE AND CORRECT STATEMENT OF BUSINESS AND AFFAIRS OF SAID UTILITY FOR THE PERIOD COVERED BY THIS REPORT IN RESPECT TO EACH AND EVERY MATTER AND THING SET FORTH, TO THE BEST OF MY KNOWLEDGE, INFORMATION AND BELIEF.

**Sworn Statement:** IN ACCORDANCE WITH THE REQUIREMENTS OF TITLE 40, ARTICLE 8, SECTION 40-401, ARIZONA REVISED STATUTES, IT IS HEREIN REPORTED THAT THE GROSS OPERATING REVENUE OF SAID UTILITY DERIVED FROM ARIZONA INTRASTATE UTILITY OPERATIONS DURING THE CALENDAR YEAR WAS:

Arizona Intrastate Gross Operating Revenues Only (\$)

\$51,192

(The amount in the box above includes

\$3,949 in sales taxes  
billed or collected)



signature of owner/official

0

telephone no.

SUBSCRIBED AND SWORN TO BEFORE ME A NOTARY PUBLIC  
IN AND FOR THE COUNTY

THIS

18th

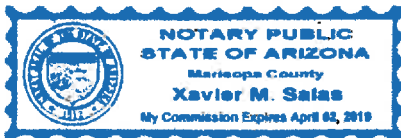
DAY OF


Maricopa  
(county name)

April 2018  
(month) and (year)

MY COMMISSION EXPIRES

4/2/19  
(date)





(signature of notary public)

Verification and Sworn Statement (Residential Revenue)

RECEIVED

APR 18 2018

Verification:

State of Arizona I, the undersigned of the  
(state name)

County of (county name): Maricopa  
Name (owner or official) title: Carol Gonzalez  
Company name: Ashcreek Water Company

ARIZONA CORP COMMISSION  
UTILITIES DIVISION - DIRECTOR'S OFFICE

DO SAY THAT THIS ANNUAL UTILITY PROPERTY TAX AND SALES TAX REPORT TO THE ARIZONA CORPORATION COMMISSION.

FOR THE YEAR ENDING: 12/31/17

HAS BEEN PREPARED UNDER MY DIRECTION, FROM THE ORIGINAL BOOKS, PAPERS AND RECORDS OF SAID UTILITY; THAT I HAVE CAREFULLY EXAMINED THE SAME, AND DECLARE THE SAME TO BE A COMPLETE AND CORRECT STATEMENT OF BUSINESS AND AFFAIRS OF SAID UTILITY FOR THE PERIOD COVERED BY THIS REPORT IN RESPECT TO EACH AND EVERY MATTER AND THING SET FORTH, TO THE BEST OF MY KNOWLEDGE, INFORMATION AND BELIEF.

Sworn Statement: IN ACCORDANCE WITH THE REQUIREMENTS OF TITLE 40, ARTICLE 8, SECTION 40-401, ARIZONA REVISED STATUTES, IT IS HEREIN REPORTED THAT THE GROSS OPERATING REVENUE OF SAID UTILITY DERIVED FROM ARIZONA INTRASTATE UTILITY OPERATIONS RECEIVED FROM RESIDENTIAL CUSTOMERS DURING THE CALENDAR YEAR WAS:

Arizona Intrastate Gross Operating Revenues Only (\$)

\$51,192

(The amount in the box above includes  
\$3,949 in sales taxes  
billed or collected)

Carol Gonzalez  
signature of owner/official


0  
telephone no.

SUBSCRIBED AND SWORN TO BEFORE ME A NOTARY PUBLIC  
IN AND FOR THE COUNTY

Maricopa  
(county name)

THIS 18th DAY OF April 2018  
(month) and (year)

MY COMMISSION EXPIRES 4/2/19  
(date)



[Signature]  
(signature of notary public)