

**ANNUAL REPORT**

Of

Company Name: **BN Leasing Corporation d/b/a Aubrey Water Company**

Mailing Address: **2301 Lou Menk Drive, Fort Worth, Texas 76131**

Docket No.: **W-03476A**

For the Year Ended: **12/31/18**

**RECEIVED**  
**APR 15 2019**  
ARIZONA CORP COMMISSION  
UTILITIES DIVISION - DIRECTOR'S OFFICE

**WATER UTILITY**

To

Arizona Corporation Commission

**Due on April 15th**

Email: [rdefuente@azcc.gov](mailto:rdefuente@azcc.gov), mail or deliver the completed Annual Report to:

Arizona Corporation Commission  
Compliance Section - Utilities Division  
1200 West Washington Street  
Phoenix, Arizona 85007

Application Type: **Original Filing**

Application Date: **1/22/2019**

4-22-19

ARIZONA CORPORATION COMMISSION  
WATER UTILITY ANNUAL REPORT

A Class **E** Utility

1. For the Calendar Year Ended: 12/31/18

2. Address: **2301 Lou Menk Drive**  
City: **Forth Worth** State: **TX** Zip Code: **76131**

3. Telephone Number: **817-352-6461**

4. Date of Original Organization of Utility:

5. Person to whom correspondence should be addressed concerning this report:

Name: **Blaine Bilderback**  
Telephone No. : **817-352-6461**  
Address: **2301 Lou Menk Drive**  
City: **Ft Worth** State: **TX** Zip Code: **76131**  
Email: **blaine.bilderback@bnsf.com**

6. On-Site Manager:

Name: **John Kennedy**  
Telephone No. : **928-422-3242**  
Address: **PO Box 416**  
City: **Seligman** State: **AZ** Zip Code: **86337**  
Email: **kennedy@tabletoptelephone.com**

7. Ownership: **C-Corporation (C)**

8. Counties Served: **YAVAPAI**

Utility Plant in Service (Water)							
Account No.	Description	Beginning Year Original Cost	Current Year Additions	Current Year Retirements	Adjusted Original Cost	Accumulated Depreciation	OC/LD (OC less LD)
301	Organization	\$0	\$0	\$0	\$0	\$0	\$0
302	Franchises	0	0	0	0	0	0
303	Land and Land Rights	0	0	0	0	0	0
304	Structures and Improvements	125,577	0	0	125,577	47,766	77,811
305	Collecting & Improving Reservoirs	0	0	0	0	0	0
306	Lake, River, Canal Intakes	0	0	0	0	0	0
307	Wells and Springs	31,300	0	0	31,300	20,567	10,733
308	Infiltration Galleries	0	0	0	0	0	0
309	Supply Mains	0	0	0	0	0	0
310	Power Generation Equipment	116,664	0	0	116,664	49,583	67,081
311	Pumping Equipment	389,281	0	0	389,281	258,312	130,969
320	Water Treatment Equipment	0	0	0	0	0	0
320.1	Water Treatment Plants	0	0	0	0	0	0
320.2	Solution Chemical Feeders	4,872	0	0	4,872	4,872	0
320.3	Point-of-Use Treatment Devices	0	0	0	0	0	0
330	Distribution Reservoirs and Standpipes	0	0	0	0	0	0
330.1	Storage Tanks	304,347	0	0	304,347	21,219	283,128
330.2	Pressure Tanks	0	0	0	0	0	0
331	Transmission and Distribution Mains	655,284	21,828	0	677,112	111,959	565,153
333	Services	23,977	2,085	0	26,062	5,877	20,185
334	Meters and Meter Installation	77,454	7,538	0	84,992	35,332	49,660
335	Hydrants	1,872	1,290	0	3,162	331	2,831
336	Backflow Prevention Devices	0	0	0	0	0	0
339	Other Plant and Misc. Equipment	0	0	0	0	0	0
340	Office Furniture and Equipment	0	0	0	0	0	0
340.1	Computer & Software	0	0	0	0	0	0
341	Transportation Equipment	0	0	0	0	0	0
342	Stores Equipment	0	0	0	0	0	0
343	Tools, Shop and Garage Equipment	2,906	0	0	2,906	1,380	1,526
344	Laboratory Equipment	0	0	0	0	0	0
345	Power Operated Equipment	0	0	0	0	0	0
346	Communication Equipment	0	0	0	0	0	0
347	Miscellaneous Equipment	3,375	0	0	3,375	2,531	844
348	Other Tangible Plant	0	0	0	0	0	0
	<b>Totals</b>	<b>\$1,736,908</b>	<b>\$32,741</b>	<b>\$0</b>	<b>\$1,769,649</b>	<b>\$559,728</b>	<b>\$1,209,921</b>

**Instructions:** Fill out the Grey Cells with relevant information. Input 0 or none if there is nothing recorded in that account or there is no applicable information to report.

Annual Report  
 Depreciation Expense for the Current Year (Water)  
 12/31/18

Depreciation Expense for the Current Year (Water)								
Account No.	Description	Beginning Year Original Cost	Current Year Additions	Current Year Retirements	Adjusted Original Cost	Fully Depreciated/Non-depreciable Plant	Depreciation Percentages	Depreciation Expense
301	Organization	\$0	\$0	\$0	\$0	\$0	0.00%	\$0
302	Franchises	0	0	0	0	0	0.00%	0
303	Land and Land Rights	0	0	0	0	0	0.00%	0
304	Structures and Improvements	125,577	0	0	125,577	0	3.33%	4,182
305	Collecting & Improving Reservoirs	0	0	0	0	0	0.00%	0
306	Lake, River, Canal Intakes	0	0	0	0	0	0.00%	0
307	Wells and Springs	31,300	0	0	31,300	0	3.33%	1,042
308	Infiltration Galleries	0	0	0	0	0	0.00%	0
309	Supply Mains	0	0	0	0	0	0.00%	0
310	Power Generation Equipment	116,664	0	0	116,664	0	5.00%	5,834
311	Pumping Equipment	389,281	0	0	389,281	0	8.00%	31,143
320	Water Treatment Equipment	0	0	0	0	0	0.00%	0
320.1	Water Treatment Plants	0	0	0	0	0	3.33%	0
320.2	Solution Chemical Feeders	4,872	0	0	4,872	4,872	0.00%	0
320.3	Point-of-Use Treatment Devices	0	0	0	0	0	0.00%	0
330	Distribution Reservoirs and Standpipes	0	0	0	0	0	0.00%	0
330.1	Storage Tanks	304,347	0	0	304,347	0	2.22%	6,756
330.2	Pressure Tanks	0	0	0	0	0	0.00%	0
331	Transmission and Distribution Mains	655,284	21,828	0	677,112	0	2.00%	13,324
333	Services	23,977	2,085	0	26,062	0	3.33%	833
334	Meters and Meter Installation	77,454	7,538	0	84,992	0	8.33%	6,766
335	Hydrants	1,872	1,290	0	3,162	0	2.00%	50
336	Backflow Prevention Devices	0	0	0	0	0	0.00%	0
339	Other Plant and Misc. Equipment	0	0	0	0	0	0.00%	0
340	Office Furniture and Equipment	0	0	0	0	0	0.00%	0
340.1	Computer & Software	0	0	0	0	0	0.00%	0
341	Transportation Equipment	0	0	0	0	0	0.00%	0
342	Stores Equipment	0	0	0	0	0	0.00%	0
343	Tools, Shop and Garage Equipment	2,906	0	0	2,906	0	5.00%	145
344	Laboratory Equipment	0	0	0	0	0	0.00%	0
345	Power Operated Equipment	0	0	0	0	0	0.00%	0
346	Communication Equipment	0	0	0	0	0	0.00%	0
347	Miscellaneous Equipment	3,375	0	0	3,375	0	10.00%	337
348	Other Tangible Plant	0	0	0	0	0	0.00%	0
	<b>Subtotal</b>	<b>\$1,736,908</b>	<b>\$32,741</b>	<b>\$0</b>	<b>\$1,769,649</b>	<b>\$4,872</b>		<b>\$70,412</b>

Contribution(s) in Aid of Construction (Gross) 6,046  
 Less: Non Amortizable Contribution(s) 0  
 Fully Amortized Contribution(s) 0  
 Amortizable Contribution(s) \$6,046  
 Times: Proposed Amortization Rate 3.98899%  
**Amortization of CIAC \$241**

Less: Amortization of CIAC (241)

**DEPRECIATION EXPENSE \$70,171**

Instructions: Fill out the Grey Cells with the relevant information. Input 0 or none if there is nothing recorded in that account or there is no applicable information to report.

Annual Report  
 Balance Sheet Assets  
 12/31/18

Balance Sheet Assets				
	Assets		Balance at Beginning of Year (2018)	Balance at End of Year (2018)
Account No.	<b>Current and Accrued Assets</b>			
131	Cash		\$24,255	\$14,988
134	Working Funds		0	5,000
135	Temporary Cash Investments		0	0
141	Customer Accounts Receivable		518	0
146	Notes Receivable from Associated Companies		0	0
151	Plant Material and Supplies		0	0
162	Prepayments		2,391	4,799
174	Miscellaneous Current and Accrued Assets		0	0
	<b>Total Current and Accrued Assets</b>		<b>\$27,164</b>	<b>\$24,787</b>
Account No.	<b>Fixed Assets</b>			
101	Utility Plant in Service*		\$1,736,908	\$1,769,649
103	Property Held for Future Use		0	0
105	Construction Work in Progress		5,316	0
108	Accumulated Depreciation (enter as negative)*		(489,316)	(559,728)
121	Non-Utility Property		0	0
122	Accumulated Depreciation - Non Utility		0	0
	<b>Total Fixed Assets</b>		<b>\$1,252,909</b>	<b>\$1,209,921</b>
	<b>Total Assets</b>		<b>\$1,280,073</b>	<b>\$1,234,708</b>

**Instructions:** Fill out the Grey Cells with the relevant information. Input 0 or none if there is nothing recorded in that account or there is no applicable information to report.

\*Note these items feed automatically from AR3 UPIS Page 3

Annual Report  
 Balance Sheet Liabilities and Owners Equity

Balance Sheet Liabilities and Owners Equity				
	Liabilities		Balance at Beginning of Year (2018)	Balance at End of Year (2018)
Account No.	<b>Current Liabilities</b>			
231	Accounts Payable		\$1,036	\$1,023
232	Notes Payable (Current Portion)		0	0
234	Notes Payable to Associated Companies		1,899,012	1,802,179
235	Customer Deposits		10,677	11,319
236	Accrued Taxes		918	984
237	Accrued Interest		0	0
242	Miscellaneous Current and Accrued Liabilities		2,822	9,069
	<b>Total Current Liabilities</b>		<b>\$1,914,465</b>	<b>\$1,824,574</b>
	<b>Long Term Debt</b>			
224	Long Term Debt (Notes and Bonds)		\$0	\$0
	<b>Deferred Credits</b>			
251	Unamortized Premium on Debt			
252	Advances in Aid of Construction		0	5,000
255	Accumulated Deferred Investment Tax Credits		0	0
271	Contributions in Aid of Construction		6,046	6,046
272	Less: Amortization of Contributions		(1,864)	(2,105)
281	Accumulated Deferred Income Tax		0	0
	<b>Total Deferred Credits</b>		<b>\$4,182</b>	<b>\$8,941</b>
	<b>Total Liabilities</b>		<b>\$1,918,647</b>	<b>\$1,833,515</b>
	<b>Capital Accounts</b>			
201	Common Stock Issued		0	0
211	Other Paid-In Capital		0	0
215	Retained Earnings		(638,574)	(598,807)
218	Proprietary Capital (Sole Props and Partnerships)		0	0
	<b>Total Capital</b>		<b>(\$638,574)</b>	<b>(\$598,807)</b>
	<b>Total Liabilities and Capital</b>		<b>\$1,280,073</b>	<b>\$1,234,708</b>

**Instructions:** Fill out the Grey Cells with the relevant information. Input 0 or none if there is nothing recorded in that account or there is no applicable information to report.

**Note:** Total liabilities and Capital must match total assets for the beginning and end of the year!

Annual Report  
Water Comparative Income Statement  
12/31/18

Water Comprehensive Income Statement			
Account No.	Calendar Year	Current Year 01/01/2018 - 12/31/2018	Last Year 01/01/2017 - 12/31/2017
	<b>Operating Revenue</b>		
461	Metered Water Revenue	\$266,677	\$224,674
460	Unmetered Water Revenue	0	0
462	Fire Protection Revenue	0	0
469	Guaranteed Revenues (Surcharges)	0	0
471	Miscellaneous Service Revenues	0	0
474	Other Water Revenue	1,400	1,300
	<b>Total Revenues</b>	<b>\$268,077</b>	<b>\$225,974</b>
	<b>Operating Expenses</b>		
601	Salaries and Wages	0	0
604	Employee Pensions and Benefits	0	0
610	Purchased Water	0	0
615	Purchased Power	30,242	29,850
618	Chemicals	751	953
620	Materials and Supplies	0	0
620.1	Repairs and Maintenance	14,350	14,684
620.2	Office Supplies and Expense	3,505	2,963
630	Contractual Services	67,013	62,358
631	Contractual Services - Engineering	0	0
632	Contractual Services - Accounting	6,156	12,780
633	Contractual Services - Legal	0	0
634	Contractual Services - Management Fees	10,320	10,116
635	Contractual Services - Water Testing	1,698	1,796
636	Contractual Services - Other	5,697	0
640	Rents	0	0
641	Rental of Building/Real Property	0	0
642	Rental of Equipment	0	0
650	Transportation Expenses	5,979	5,668
657	Insurance - General Liability	4,244	2,882
657.1	Insurance - Health and Life	0	0
665	Regulatory Commission Expense - Rate	563	6,042
670	Bad Debt Expense	520	744
675	Miscellaneous Expense	276	304
403	Depreciation Expense (From Schedule AR4)	70,171	68,982
408	Taxes Other Than Income	0	0
408.11	Property Taxes	7,371	7,321
409	Income Taxes	0	0
427.1	Customer Security Deposit Interest	0	0
	<b>Total Operating Expenses</b>	<b>\$228,856</b>	<b>\$227,443</b>
	<b>Operating Income / (Loss)</b>	<b>\$39,221</b>	<b>(\$1,469)</b>
	<b>Other Income / (Expense)</b>		
419	Interest and Dividend Income	0	0
421	Non-Utility Income	831	649
426	Miscellaneous Non-Utility (Expense)	0	0
427	Interest (Expense)	(285)	(130)
	<b>Total Other Income / (Expense)</b>	<b>\$546</b>	<b>\$519</b>
	<b>Net Income / (Loss)</b>	<b>\$39,767</b>	<b>(950)</b>

**Instructions:** Fill out the Grey Cells with the relevant information. Input 0 or none if there is nothing recorded in that account or there is no applicable information to report.

Supplemental Financial Data (Long-Term Debt)				
	Loan #1	Loan #2	Loan #3	Loan #4
Date Issued				
Source of Loan				
ACC Decision No.				
Reason for Loan				
Dollar Amt. Issued				
Amount Outstanding				
Date of Maturity				
Interest Rate				
Current Year Interest				
Current Year Principal				

Meter Deposit Balance at Test Year End:

Meter Deposits Refunded During the Test Year:

***List all bonds, notes, loans, and other types of indebtedness in which the proceeds were used in the provision of public utility service. Indebtedness incurred for personal uses by the owner of the utility should not be listed. Input 0 or none if there is nothing to report for that cell.***





Water Utility Plant Description		
Name of the System:	AUBREY WATER CO-SELIGMAN	
ADEQ Public Water System Number:	AZ0413010	
ADWR PCC Number:	91-000607.0000	

MAINS		
Sizes (inches)	Material	Length (feet)
2.00	PVC CL150	3,560
4.00	PVC CL150	9,600
6.00	PVC CL150	4,800
2.00	Galvanized	14,580
6.00	Cast Iron	15,600
4.00	PVC CL150	220
6.00	PVC C900	340
8.00	Cast Iron	39,375

CUSTOMER METERS	
Size (inches)	Quantity
5/8 X 3/4	252
1	10
1.5	6
2	17
6	1

SERVICE LINES	
Material	Percent of system
Galvanized steel	95%
PEX	5%

BOOSTER PUMPS		
Horsepower	GPM	Quantity
25	390	2
2	33	1

FIRE HYDRANTS	
Type	Quantity
Standard *	22
Other	

STORAGE TANKS		
Capacity (gallons)	Material	Quantity
281,480	Steel	1

PRESSURE/BLADDER TANKS		
Capacity (gallons)	Material	Quantity
None		

**Instructions:** Fill out the Grey Cells with the relevant information. Input 0 or none if there is nothing recorded in that account or there is no applicable information to report. Copy and paste this sheet as many times as is necessary.

\* A standard fire hydrant has two 2.5 inch hose connection nozzles with 7.5 threads per inch, and one 4.5 inch pumper connection nozzle with 4 threads per inch.

<b>Water Utility Plant Description (Continued)</b>
--

**For the following three items, list the utility owned assets in each category for each system.**

<b>TREATMENT EQUIPMENT:</b>	Sodium hypochlorite solution feed system
-----------------------------	--

<b>STRUCTURES:</b>	20 foot steel storage container 8' x 12' pump house
--------------------	--

<b>OTHER:</b>	
---------------	--

<p><b>Instructions:</b> Fill out the Grey Cells with the relevant information. Input 0 or none if there is nothing recorded in that account or there is no applicable information to report. Copy and paste this sheet as many times as is necessary.</p>
---

Customer and Other Information	
Name of the System:	AUBREY WATER CO-SELIGMAN
ADEQ Public Water System Number:	AZ0413010
ADWR PCC Number:	91-000607.0000

Month	Number of Customers				Other Non-Residential
	Single-Family	Multi-Family	Commercial	Turf/Irrigation	
January	213		71		
February	213		71		
March	214		71		
April	214		71		
May	214		71		
June	215		71		
July	216		71		
August	216		71		
September	215		71		
October	215		71		
November	215		71		
December	215		71		

If the system has fire hydrants, what is the fire flow requirements?  GPM for  hrs.

Does the system have chlorination treatment?

Does the Company have an ADWR Gallons Per Capita Per Day (GCPCPD) requirement?

If yes, provide the GCPCPD amount:

Is the Water Utility located in an ADWR Active Management Area (AMA)?

If yes, which AMA?

**Instructions:** Fill out the Grey Cells with the relevant information. Input 0 or none if there is nothing recorded in that account or there is no applicable information to report. Copy and paste this sheet as many times as is necessary.

Annual Report  
Property Taxes  
12/31/18

Property Taxes	
Amount of actual property taxes paid during Calendar Year 2018 was	\$7,470.34

If no property taxes paid, explain why.

**Instructions:** Fill out the Grey Cells with the relevant information. Input 0 or none if there is nothing recorded in that account or there is no applicable information to report.

Annual Report  
Verification and Sworn Statement (Taxes)  
12/31/18

Verification and Sworn Statement (Taxes)

Verification: State of Arizona I, the undersigned of the  
(state name)

County of (county name): Yavapai  
Name (owner or official) title: Mark Ude, Vice President and Assistant Secretary  
Company name: BN Leasing Corporation d/b/a Aubrey Water Company

RECEIVED  
APR 15 2019  
ARIZONA CORP COMMISSION  
UTILITIES DIVISION - DIRECTOR'S OFFICE

DO SAY THAT THIS ANNUAL UTILITY PROPERTY TAX AND SALES TAX REPORT TO THE ARIZONA CORPORATION COMMISSION.

FOR THE YEAR ENDING: 12/31/18

HAS BEEN PREPARED UNDER MY DIRECTION, FROM THE ORIGINAL BOOKS, PAPERS AND RECORDS OF SAID UTILITY; THAT I HAVE CAREFULLY EXAMINED THE SAME, AND DECLARE THE SAME TO BE A COMPLETE AND CORRECT STATEMENT OF BUSINESS AND AFFAIRS OF SAID UTILITY FOR THE PERIOD COVERED BY THIS REPORT IN RESPECT TO EACH AND EVERY MATTER AND THING SET FORTH, TO THE BEST OF MY KNOWLEDGE, INFORMATION AND BELIEF.

Sworn Statement: I HEREBY ATTEST THAT ALL PROPERTY TAXES FOR SAID COMPANY ARE CURRENT AND PAID IN FULL.

I HEREBY ATTEST THAT ALL SALES TAXES FOR SAID COMPANY ARE CURRENT AND PAID IN FULL.

*Mark Ude*  
signature of owner/official

(917) 352-6470  
telephone no.

SUBSCRIBED AND SWORN TO BEFORE ME A NOTARY PUBLIC  
IN AND FOR THE COUNTY

THIS 12<sup>th</sup> DAY OF Tarrant + Co.  
April 2019  
(month) and (year)



MY COMMISSION EXPIRES \_\_\_\_\_  
(date)

*Tammy K. Herndon*  
signature of notary public

RECEIVED

APR 15 2019

ARIZONA CORP COMMISSION  
UTILITIES DIVISION - DIRECTOR'S OFFICE

Verification and Sworn Statement

Verification:

State of Arizona I, the undersigned of the  
(state name)  
County of (county name): Yavapai  
Name (owner or official) title: Mark Ude, Vice President and Assistant Secretary  
Company name: BN Leasing Corporation d/b/a Aubrey Water Company


DO SAY THAT THIS ANNUAL UTILITY PROPERTY TAX AND SALES TAX REPORT TO THE ARIZONA CORPORATION COMMISSION.

FOR THE YEAR ENDING: 12/31/18

HAS BEEN PREPARED UNDER MY DIRECTION, FROM THE ORIGINAL BOOKS, PAPERS AND RECORDS OF SAID UTILITY; THAT I HAVE CAREFULLY EXAMINED THE SAME, AND DECLARE THE SAME TO BE A COMPLETE AND CORRECT STATEMENT OF BUSINESS AND AFFAIRS OF SAID UTILITY FOR THE PERIOD COVERED BY THIS REPORT IN RESPECT TO EACH AND EVERY MATTER AND THING SET FORTH, TO THE BEST OF MY KNOWLEDGE, INFORMATION AND BELIEF.

Sworn Statement: IN ACCORDANCE WITH THE REQUIREMENTS OF TITLE 40, ARTICLE 8, SECTION 40-401, ARIZONA REVISED STATUTES, IT IS HEREIN REPORTED THAT THE GROSS OPERATING REVENUE OF SAID UTILITY DERIVED FROM ARIZONA INTRASTATE UTILITY OPERATIONS DURING THE CALENDAR YEAR WAS:

Arizona Intrastate Gross Operating Revenues Only (\$)  
\$285,149.69  
(The amount in the box above includes  
\$17,072.78 in sales taxes  
billed or collected)



signature of owner/official

(817) 352-6470

telephone no.


SUBSCRIBED AND SWORN TO BEFORE ME A NOTARY PUBLIC  
IN AND FOR THE COUNTY

THIS

12<sup>th</sup>

DAY OF

Tarrant Co  
(county name)  
April, 2019  
(month) and (year)



COMMISSION EXPIRES

(date)

Tammy K. Herndon  
(signature of notary public)

Verification and Sworn Statement (Residential Revenue)

Verification:

State of Arizona I, the undersigned of the  
(state name)

County of (county name): Yavapai  
Name (owner or official) title: Mark Ude, Vice President and Assistant Secretary  
Company name: BN Leasing Corporation d/b/a Aubrey Water Company

RECEIVED  
APR 15 2019  
UTILITIES DIVISION - DIRECTOR'S OFFICE  
ARIZONA CORP COMMISSION

DO SAY THAT THIS ANNUAL UTILITY PROPERTY TAX AND SALES TAX REPORT TO THE ARIZONA CORPORATION COMMISSION.

FOR THE YEAR ENDING: 12/31/18

HAS BEEN PREPARED UNDER MY DIRECTION, FROM THE ORIGINAL BOOKS, PAPERS AND RECORDS OF SAID UTILITY; THAT I HAVE CAREFULLY EXAMINED THE SAME, AND DECLARE THE SAME TO BE A COMPLETE AND CORRECT STATEMENT OF BUSINESS AND AFFAIRS OF SAID UTILITY FOR THE PERIOD COVERED BY THIS REPORT IN RESPECT TO EACH AND EVERY MATTER AND THING SET FORTH, TO THE BEST OF MY KNOWLEDGE, INFORMATION AND BELIEF.

Sworn Statement: IN ACCORDANCE WITH THE REQUIREMENTS OF TITLE 40, ARTICLE 8, SECTION 40-401, ARIZONA REVISED STATUTES, IT IS HEREIN REPORTED THAT THE GROSS OPERATING REVENUE OF SAID UTILITY DERIVED FROM ARIZONA INTRASTATE UTILITY OPERATIONS RECEIVED FROM RESIDENTIAL CUSTOMERS DURING THE CALENDAR YEAR WAS:

Arizona Intrastate Gross Operating Revenues Only (\$)

\$166,617.71

(The amount in the box above includes

\$9,975.80 in sales taxes  
billed or collected)

*Mark Ude*

signature of owner/official

(817) 352-6470

telephone no.

SUBSCRIBED AND SWORN TO BEFORE ME A NOTARY PUBLIC  
IN AND FOR THE COUNTY

Tarrant  
(county name)

THIS


12<sup>th</sup>

DAY OF

April, 2019  
(month) and (year)

MY COMMISSION EXPIRES

(date)



*Tammy K. Herndon*  
signature of notary public