

# ANNUAL REPORT

Of

Company Name: Avra Water Cooperative, Inc.  
11821 W. Picture Rocks Rd.

Mailing Address: Tucson AZ  
85743

Docket No.: W-02126.A  
For the Year Ended: 8/31/16

RECEIVED

MAR 27 2017

ARIZONA CORP COMMISSION  
UTILITIES DIVISION - DIRECTOR'S OFFICE

## WATER UTILITY

To

Arizona Corporation Commission

### Due on April 15th

Email: rdelafuente@azcc.gov, mail or deliver the completed Annual Report to:  
Arizona Corporation Commission  
Compliance Section - Utilities Division  
1200 West Washington Street  
Phoenix, Arizona 85007

Application Type: Original Filing  
Application Date: 2016

3-29-17

ARIZONA CORPORATION COMMISSION  
WATER UTILITY ANNUAL REPORT

Avra Water Cooperative, Inc.

A Class  Utility

1. For the Calendar Year Ended: 8/31/16

2. Address: 

11821 West Picture Rocks Road					
City:	Tucson	State:	Arizona	Zip Code:	85743

3. Telephone Number: (520) 682-7331

4. Date of Original Organization of Utility: 1/14/1976

5. Person to whom correspondence should be addressed concerning this report:

Name: Cathy Kuefler  
Telephone No. : (520) 682-7331  
Address: 

11821 West Picture Rocks Road					
City:	Tucson	State:	Arizona	Zip Code:	85743

  
Email: Cathy@avrawater.com

6. On-Site Manager:

Name: Cathy Kuefler  
Telephone No. : (520) 682-7331  
Address: 

11821 West Picture Rocks Road					
City:	Tucson	State:	Arizona	Zip Code:	85743

  
Email: Cathy@avrawater.com

7. Ownership: Association--Cooperative

8. Counties Served: Pima

Utility Plant in Service (Water)							
Account No.	Description	Beginning Year Original Cost	Current Year Additions	Current Year Retirements	Adjusted Original Cost	Accumulated Depreciation	OCLD (OC less AD)
301	Organization	\$8,685	\$0	\$0	\$8,685	\$0	\$8,685
302	Franchises	0	0	0	0	0	0
303	Land and Land Rights	200,191	0	0	200,191	0	200,191
304	Structures and Improvements	475,994	600	0	476,594	240,539	236,055
305	Collecting & Improving Reservoirs	245,375	435	0	245,810	44,798	201,012
306	Lake, River, Canal Intakes	0	0	0	0	0	0
307	Wells and Springs	3,374,464	57,173	0	3,431,637	1,015,321	2,416,316
308	Infiltration Galleries	0	0	0	0	0	0
309	Supply Mains	0	0	0	0	0	0
310	Power Generation Equipment	0	0	0	0	0	0
311	Pumping Equipment	1,023,674	12,742	0	1,036,416	975,561	60,855
320	Water Treatment Equipment	0	0	0	0	0	0
320.1	Water Treatment Plants	0	0	0	0	0	0
320.2	Solution Chemical Feeders	114,563	8,747	0	123,310	108,958	14,352
320.3	Point-of-Use Treatment Devices	0	0	0	0	0	0
330	Distribution Reservoirs and Standpipes	0	0	0	0	0	0
330.1	Storage Tanks	1,932,129	109	0	1,932,238	884,790	1,047,448
330.2	Pressure Tanks	0	0	0	0	0	0
331	Transmission and Distribution Mains	7,106,747	31,051	0	7,137,798	2,718,026	4,419,772
333	Services	540,159	7,884	0	548,043	455,890	92,153
334	Meters and Meter Installations	668,110	119,767	0	787,877	473,207	314,670
335	Hydrants	41,197	730	0	41,927	9,487	32,440
336	Backflow Prevention Devices	0	0	0	0	0	0
339	Other Plant and Misc. Equipment	109,280	0	0	109,280	56,393	52,887
340	Office Furniture and Equipment	243,730	7,662	0	251,392	190,813	60,579
340.1	Computer & Software	0	0	0	0	0	0
341	Transportation Equipment	175,828	9,243	0	185,071	176,034	9,037
342	Stores Equipment	0	0	0	0	0	0
343	Tools, Shop and Garage Equipment	129,359	31,092	0	160,451	101,544	58,907
344	Laboratory Equipment	0	0	0	0	0	0
345	Power Operated Equipment	25,445	0	0	25,445	1,908	23,537
346	Communication Equipment	58,117	2,275	0	60,392	33,183	27,209
347	Miscellaneous Equipment	0	0	0	0	0	0
348	Other Tangible Plant	0	0	0	0	0	0
	<b>Totals</b>	<b>\$16,473,047</b>	<b>\$289,510</b>	<b>\$0</b>	<b>\$16,762,557</b>	<b>\$7,486,452</b>	<b>\$9,276,105</b>

**Instructions:** Fill out the Grey Cells with the relevant information. Input 0 or none if there is nothing recorded in that account or there is no applicable information to report.

Avra Water Cooperative, Inc.  
Annual Report  
Depreciation Expense for the Current Year (Water)  
8/31/16

Depreciation Expense for the Current Year (Water)								
Account No.	Description	Beginning Year Original Cost	Current Year Additions	Current Year Retirements	Adjusted Original Cost	Fully Depreciated/Non-depreciable Plant	Depreciation Percentages	Depreciation Expense
301	Organization	\$8,685	\$0	\$0	\$8,685	\$8,685	0.00%	\$0
302	Franchises	0	0	0	0	0	0.00%	0
303	Land and Land Rights	200,191	0	0	200,191	200,191	0.00%	0
304	Structures and Improvements	475,994	600	0	476,594	8,857	3.33%	15,566
305	Collecting & Improving Reservoirs	245,375	435	0	245,810	0	2.22%	5,452
306	Lake, River, Canal Intakes	0	0	0	0	0	2.50%	0
307	Wells and Springs	3,374,464	57,173	0	3,431,637	0	3.33%	113,322
308	Infiltration Galleries	0	0	0	0	0	6.67%	0
309	Supply Mains	0	0	0	0	0	2.00%	0
310	Power Generation Equipment	0	0	0	0	0	5.00%	0
311	Pumping Equipment	1,023,674	12,742	0	1,036,416	666,223	12.50%	45,478
320	Water Treatment Equipment	0	0	0	0	0	-	0
320.1	Water Treatment Plants	0	0	0	0	0	3.33%	0
320.2	Solution Chemical Feeders	114,563	8,747	0	123,310	95,014	20.00%	4,785
320.3	Point-of-Use Treatment Devices	0	0	0	0	0	0.00%	0
330	Distribution Reservoirs and Standpipes	0	0	0	0	0	-	0
330.1	Storage Tanks	1,932,129	109	0	1,932,238	0	2.22%	42,894
330.2	Pressure Tanks	0	0	0	0	0	5.00%	0
331	Transmission and Distribution Mains	7,106,747	31,051	0	7,137,798	0	2.00%	142,445
333	Services	540,159	7,884	0	548,043	18,272	3.33%	17,510
334	Meters and Meter Installations	668,110	119,767	0	787,877	201,898	8.33%	43,824
335	Hydrants	41,197	730	0	41,927	0	2.00%	831
336	Backflow Prevention Devices	0	0	0	0	0	6.67%	0
339	Other Plant and Misc. Equipment	109,280	0	0	109,280	0	6.67%	7,289
340	Office Furniture and Equipment	243,730	7,662	0	251,392	123,680	6.67%	8,263
340.1	Computer & Software	0	0	0	0	0	20.00%	0
341	Transportation Equipment	175,828	9,243	0	185,071	200,625	20.00%	(4,035)
342	Stores Equipment	0	0	0	0	0	4.00%	0
343	Tools, Shop and Garage Equipment	129,359	31,092	0	160,451	66,184	5.00%	3,936
344	Laboratory Equipment	0	0	0	0	0	10.00%	0
345	Power Operated Equipment	25,445	0	0	25,445	0	5.00%	1,272
346	Communication Equipment	58,117	2,275	0	60,392	22,580	10.00%	3,667
347	Miscellaneous Equipment	0	0	0	(0)	0	10.00%	(0)
348	Other Tangible Plant	0	0	0	0	0	10.00%	0
	<b>Subtotal</b>	\$16,473,047	\$289,510	\$0	\$16,762,557	\$1,612,209		\$452,499

Contribution(s) in Aid of Construction (Gross)	\$5,725,413
Less: Non Amortizable Contribution(s)	0
Fully Amortized Contribution(s)	43,204
Amortizable Contribution(s)	<b>\$5,682,209</b>
Times: Proposed Amortization Rate	2.73%
<b>Amortization of CIAC</b>	155323.183
Less: Amortization of CIAC	155323.183
<b>DEPRECIATION EXPENSE</b>	<b>\$297,176</b>

**Instructions:** Fill out the Grey Cells with the relevant information. Input 0 or none if there is nothing recorded in that account or there is no applicable information to report.

 **ULLMANN**  
**& COMPANY P.C.**  
Certified Public Accountants

To the Board of Directors of  
Avra Water Co-op, Inc.  
Tucson, Arizona

Management is responsible for the accompanying financial statements of Avra Water Co-op, Inc. (a cooperative water utility corporation) , which comprise the balance sheets as of August 31, 2016 and 2015, and the related comparative statements of income and expense for the years then ended included in the accompanying prescribed form. We have performed a compilation engagement in accordance with Statements on Standards for Accounting and Review Services promulgated by the Accounting and Review Services Committee of the AICPA. We did not audit or review the financial statements included in the accompanying prescribed form nor were we required to perform any procedures to verify the accuracy or completeness of the information provided by management. Accordingly, we do not express an opinion, a conclusion, nor provide any form of assurance on these financial statements.

**Other Matter**

These financial statements included in the accompanying prescribed form are intended to comply with the requirements of the Arizona Corporation Commission, and are not intended to be a presentation in accordance with accounting principles generally accepted in the United States of America.

**Supplementary Information**

All other information contained in the accompanying prescribed form is presented for purposes of additional analysis and is not a required part of the basic financial statements. This information is the representation of management. The information included on pages 2-4, 8, and 13-16 was subject to our compilation engagement, however, we have not audited or reviewed the supplementary information and, accordingly, do not express an opinion, a conclusion, nor provide any form of assurance on such supplementary information. The supplementary information included on pages 9-12 was not audited, reviewed, or compiled by us and, accordingly, we do not express an opinion or any assurance on it.



ULLMANN & COMPANY, P.C.  
Certified Public Accountants

March 4, 2017

Avra Water Cooperative, Inc.  
 Annual Report  
 Balance Sheet Assets  
 8/31/16

Balance Sheet Assets				
	Assets		Balance at Beginning of Year (9/1/15)	Balance at End of Year (8/31/16)
Account No.	<b>Current and Accrued Assets</b>			
131	Cash		\$635,071	\$820,999
134	Working Funds		0	0
135	Temporary Cash Investments		0	0
141	Customer Accounts Receivable		216,384	191,963
146	Notes Receivable from Associated Companies		0	0
151	Plant Material and Supplies		63,368	72,870
162	Prepayments		30,211	37,559
174	Miscellaneous Current and Accrued Assets		729,643	735,551
	<b>Total Current and Accrued Assets</b>		<b>\$1,674,677</b>	<b>\$1,858,942</b>
Account No.	<b>Fixed Assets</b>			
101	Utility Plant in Service*		\$16,473,047	\$16,762,557
103	Property Held for Future Use		0	0
105	Construction Work in Progress		0	0
108	Accumulated Depreciation (enter as negative)*		(7,033,953)	(7,486,452)
121	Non-Utility Property		0	0
122	Accumulated Depreciation - Non Utility		0	0
	<b>Total Fixed Assets</b>		<b>\$9,439,094</b>	<b>\$9,276,105</b>
	<b>Total Assets</b>		<b>\$11,113,771</b>	<b>\$11,135,047</b>

**Instructions:** Fill out the Grey Cells with the relevant information. Input 0 or none if there is nothing recorded in that account or there is no applicable information to report.

\*Note these items feed automatically from AR3 UPIS Page 3

Avra Water Cooperative, Inc.  
Annual Report  
Balance Sheet Liabilities and Owners Equity

Balance Sheet Liabilities and Owners Equity				
	Liabilities		Balance at Beginning of Year (9/1/15)	Balance at End of Year (8/31/16)
Account No.	<b>Current Liabilities</b>			
231	Accounts Payable		\$39,769	\$31,610
232	Notes Payable (Current Portion)		145,616	150,992
234	Notes Payable to Associated Companies		0	0
235	Customer Deposits		61,030	61,159
236	Accrued Taxes		96,016	94,451
237	Accrued Interest		0	0
242	Miscellaneous Current and Accrued Liabilities		29,184	29,028
	<b>Total Current Liabilities</b>		<b>\$371,615</b>	<b>\$367,240</b>
	<b>Long Term Debt</b>			
224	Long Term Debt (Notes and Bonds)		\$3,676,279	\$3,525,025
	<b>Deferred Credits</b>			
251	Unamortized Premium on Debt		\$0	\$0
252	Advances in Aid of Construction		60,724	40,174
255	Accumulated Deferred Investment Tax Credits		0	0
271	Contributions in Aid of Construction		5,622,014	5,725,413
272	Less: Amortization of Contributions		(2,029,785)	(2,185,108)
281	Accumulated Deferred Income Tax		0	0
	<b>Total Deferred Credits</b>		<b>\$3,652,953</b>	<b>\$3,580,479</b>
	<b>Total Liabilities</b>		<b>\$7,700,847</b>	<b>\$7,472,744</b>
	<b>Capital Accounts</b>			
201	Common Stock Issued		\$0	\$0
211	Other Paid-In Capital		0	0
215	Retained Earnings		3,412,924	3,662,303
218	Proprietary Capital (Sole Props and Partnerships)		0	0
	<b>Total Capital</b>		<b>\$3,412,924</b>	<b>\$3,662,303</b>
	<b>Total Liabilities and Capital</b>		<b>\$11,113,771</b>	<b>\$11,135,047</b>

**Instructions:** Fill out the Grey Cells with the relevant information. Input 0 or none if there is nothing recorded in that account or there is no applicable information to report.

**Note: Total liabilities and Capital must match total assets for the beginning and end of the year!**

Avra Water Cooperative, Inc.  
Annual Report  
Water Comparative Income Statement  
8/31/16

<b>Water Comparative Income Statement</b>			
Account No.	Calendar Year	Current Year 09/01/2015 - 08/31/2016	Last Year 09/01/2014 - 08/31/2015
	<b>Operating Revenue</b>		
461	Metered Water Revenue	\$1,589,421	\$1,570,820
460	Unmetered Water Revenue	0	0
462	Fire Protection Revenue	0	0
469	Guaranteed Revenues (Surcharges)	0	0
471	Miscellaneous Service Revenues	0	0
474	Other Water Revenue	41,751	47,311
	<b>Total Revenues</b>	<b>\$1,631,172</b>	<b>\$1,618,131</b>
	<b>Operating Expenses</b>		
601	Salaries and Wages	\$351,891	\$334,514
604	Employee Pensions and Benefits	0	0
610	Purchased Water	0	0
615	Purchased Power	86,310	77,678
618	Chemicals	1,822	1,390
620	Materials and Supplies	10,349	10,415
620.1	Repairs and Maintenance	0	0
620.2	Office Supplies and Expense	0	0
630	Contractual Services	0	0
631	Contractual Services -Engineering	30	6,946
632	Contractual Services - Accounting	27,662	44,767
633	Contractual Services - Legal	1,338	31,334
634	Contractual Services - Management Fees	0	0
635	Contractual Services - Water Testing	0	0
636	Contractual Services - Other	92,585	100,932
635	Water Testing	912	9,089
640	Rents	0	0
641	Rental of Building/Real Property	707	560
642	Rental of Equipment	5,880	5,528
650	Transportation Expenses	73,108	81,364
657	Insurance - General Liability	28,147	34,001
657.1	Insurance - Health and Life	66,821	60,288
665	Regulatory Commission Expense - Rate	12,500	12,500
675	Miscellaneous Expense	16,016	40,503
403	Depreciation Expense (From Schedule AR4)	297,176	320,018
408	Taxes Other Than Income	34,356	32,637
408.11	Property Taxes	108,770	110,584
409	Income Taxes	0	0
	<b>Total Operating Expenses</b>	<b>\$1,216,380</b>	<b>\$1,315,048</b>
	<b>Operating Income / (Loss)</b>	<b>\$414,792</b>	<b>\$303,083</b>
	<b>Other Income / (Expense)</b>		
419	Interest and Dividend Income	\$1,210	\$500
421	Non-Utility Income	0	18,710
426	Miscellaneous Non-Utility (Expense)	0	0
427	Interest (Expense)	(166,623)	(168,662)
	<b>Total Other Income / (Expense)</b>	<b>(\$165,413)</b>	<b>(\$149,452)</b>
	<b>Net Income / (Loss)</b>	<b>\$249,379</b>	<b>\$153,631</b>

**Instructions:** Fill out the Grey Cells with the relevant information. Input 0 or none if there is nothing recorded in that account or there is no applicable information to report.



Avra Water Cooperative, Inc.  
 Annual Report  
 Supplemental Financial Data (Long-Term Debt)  
 8/31/16

Supplemental Financial Data (Long-Term Debt)				
	Loan #1	Loan #2	Loan #3	Loan #4
Date Issued	September 2001	Varies	Varies	Varies
Source of Loan	WIFA	WIFA	UDSA/Rural Housing	UDSA/Rural Housing
ACC Decision No.	60895	64008	64008 & 67159	67159
Reason for Loan	Capital Impr.	Capital Impr.	Capital Impr.	Capital Impr.
Dollar Amt. Issued	\$120,000	\$1,946,750	\$1,669,250	\$1,683,750
Amount Outstanding	\$26,747	\$638,392	\$1,492,167	\$1,518,710
Date of Maturity	9/1/2021	12/1/2023	6/10/2046	8/20/2046
Interest Rate	3.75%	3.21%	4.50%	4.38%
Current Year Interest	\$1,220	\$26,363	\$67,899	\$66,840
Current Year Principal	\$6,501	\$92,041	\$23,229	\$24,108

Meter Deposit Balance at Test Year End:	\$19,737
---	----------

Meter Deposits Refunded During the Test Year:	\$3,900
---	---------

**List all bonds, notes, loans, and other types of indebtedness in which the proceeds were used in the provision of public utility service. Indebtedness incurred for personal uses by the owner of the utility should not be listed. Input 0 or none if there is nothing to report for that cell.**



Water Utility Plant Description (Continued)				
MAINS			CUSTOMER METERS	
Sizes (inches)	Material	Length (feet)	Size (inches)	Quantity
2	PVC	10,800	5/8 X 3/4	2,517
3	PVC	11,050	3/4	29
4	PVC	44,605	1	23
5			1 1/2	2
6	PVC	278,613	Compound 2	3
8	PVC	39,723	Turbine 2	0
10			Compound 3	0
12	PVC/Ductile	29,470	Turbine 3	0
			Compound 4	1
			Turbine 5	0
			Compound 6	0
			Turbine 6	0
			6+	0

For the following three items, list the utility owned assets in each category for each system.

<b>TREATMENT EQUIPMENT:</b>	One Sodium Hypochlorite Injector at one well site and One Sodium Hypochlorite Generator at one POE site.
-----------------------------	--

<b>STRUCTURES:</b>	Two small storage sheds, 10' x 12' in size. Two used 40' trailers that have been converted into storage sheds.
--------------------	--

<b>OTHER:</b>	N/A
---------------	-----

**Instructions:** Fill out the Grey Cells with the relevant information. Input 0 or none if there is nothing recorded in that account or there is no applicable information to report. Copy and paste this sheet as many times as is necessary.

Water Use Data Sheet					
Name of the System:		Avra Water Co-op, Inc.			
ADEQ Public Water System Number:		10-006			
Month	Number of Customers	Gallons Sold (thousands) <sup>1</sup>	Gallons Pumped (thousands) <sup>2</sup>	Gallons Purchased (thousands) <sup>3</sup>	Estimated Gallons Authorized Use (thousands) <sup>4</sup>
January	2,521	15,776	14,785	0	
February	2,524	15,386	16,962	0	
March	2,524	18,500	21,216	0	
April	2,520	22,528	21,729	0	
May	2,521	23,379	26,534	0	
June	2,517	27,832	29,163	0	
July	2,529	30,983	29,654	0	
August	2,537	21,586	23,368	0	
September	2,537	22,830	20,767	0	
October	2,533	18,879	21,415	0	
November	2,530	17,290	18,498	0	
December	2,575	15,144	15,416	0	
<b>Totals</b>		<b>250,113</b>	<b>259,507</b>	<b>0</b>	<b>0</b>

If the system has fire hydrants, what is the fire flow requirements?  GPM for  hrs.

Does the system have chlorination treatment?

Is the Water Utility located in an ADWR Active Management Area (AMA)?   
 If yes, which AMA?

Does the Company have an ADWR Gallons Per Capita Per Day (GPCPD) requirement?   
 If yes, provide the GPCPD amount:

**If applicable, in the space below please provide a description for all un-metered water use along with amounts:**  
 N/A

**Instructions:** Fill out the Grey Cells with the relevant information. Input 0 or none if there is nothing recorded in that account or there is no applicable information to report.

- 1 Gallons sold - Total gallons from customer meters.
- 2 Gallons pumped - Total gallons from pumped sources.
- 3 Gallons purchased - Total gallons purchased from other sources.
- 4 Estimated gallons authorized use - Total estimated gallons from authorized metered or unmetered use. Authorized use such as flushing (mains, services and hydrants) draining/cleaning tanks, process, construction, fire fighting, etc.

Avra Water Cooperative, Inc.  
 Annual Report  
 Utility Shutoffs / Disconnects  
 12/31/16

ADEQ System No. :	10-006
-------------------	--------

Utility Shutoffs / Disconnects			
Month	Termination without Notice R14-2-410.B	Termination with Notice R14-2-410.C	Other
January	0	37	0
February	0	35	0
March	0	28	0
April	0	30	0
May	0	29	0
June	0	38	0
July	0	16	0
August	0	33	0
September	0	35	0
October	0	28	0
November	0	41	0
December	0	14	0
<b>Total</b>	<b>0</b>	<b>364</b>	<b>0</b>

Other (description):

**Instructions:** Fill out the Grey Cells with the relevent information. Input 0 or none if there is nothing recorded in that account or there is no applicable information to report.

Avra Water Cooperative, Inc.  
Annual Report  
Property Taxes  
8/31/16

<b>Property Taxes</b>	
-----------------------	--

Amount of actual property taxes paid during Calendar Year 2016 was	\$109,348
--	-----------

If no property taxes paid, explain why.

**Instructions:** Fill out the Grey Cells with the relevent information. Input 0 or none if there is nothing recorded in that account or there is no applicable information to report.

Avra Water Cooperative, Inc.  
Annual Report  
Verification and Statement (Taxes)  
8/31/16

RECEIVED

MAR 27 2017

Verification and Statement (Taxes)

Verification: State of Arizona I, the undersigned of the  
(state name)

ARIZONA CORP COMMISSION  
UTILITIES DIVISION - DIRECTOR'S OFFICE

County of (county name): Pima  
Name (owner or official) title: Cathy Kuefler, Administrative Manager  
Company name: Avra Water Cooperative, Inc.

DO SAY THAT THIS ANNUAL UTILITY PROPERTY TAX AND SALES TAX REPORT TO THE ARIZONA CORPORATION COMMISSION.

FOR THE YEAR ENDING: 8/31/16

HAS BEEN PREPARED UNDER MY DIRECTION, FROM THE ORIGINAL BOOKS, PAPERS AND RECORDS OF SAID UTILITY; THAT I HAVE CAREFULLY EXAMINED THE SAME, AND DECLARE THE SAME TO BE A COMPLETE AND CORRECT STATEMENT OF BUSINESS AND AFFAIRS OF SAID UTILITY FOR THE PERIOD COVERED BY THIS REPORT IN RESPECT TO EACH AND EVERY MATTER AND THING SET FORTH, TO THE BEST OF MY KNOWLEDGE, INFORMATION AND BELIEF.

Sworn Statement: I HEREBY ATTEST THAT ALL PROPERTY TAXES FOR SAID COMPANY ARE CURRENT AND PAID IN FULL.


I HEREBY ATTEST THAT ALL SALES TAXES FOR SAID COMPANY ARE CURRENT AND PAID IN FULL.

*Cathy Kuefler*  
signature of owner/official  
(520) 682-7331  
telephone no.

SUBSCRIBED AND SWORN TO BEFORE ME A NOTARY PUBLIC  
IN AND FOR THE COUNTY

THIS 23 DAY OF Pima  
March 2017  
(month) and (year)

MY COMMISSION EXPIRES 2/5/20  
(date)



*Riley Ann Serres*  
(signature of notary public)

RECEIVED  
MAR 27 2017  
ARIZONA CORP COMMISSION  
UTILITIES DIVISION - DIRECTOR'S OFFICE

Verification and Statement

Verification:

State of Arizona I, the undersigned of the  
(state name)  
County of (county name): Pima  
Name (owner or official) title: Cathy Kuefler, Administrative Manager  
Company name: Avra Water Cooperative, Inc.

DO SAY THAT THIS ANNUAL UTILITY PROPERTY TAX AND SALES TAX REPORT TO THE ARIZONA CORPORATION COMMISSION.

FOR THE YEAR ENDING: 8/31/16

HAS BEEN PREPARED UNDER MY DIRECTION, FROM THE ORIGINAL BOOKS, PAPERS AND RECORDS OF SAID UTILITY; THAT I HAVE CAREFULLY EXAMINED THE SAME, AND DECLARE THE SAME TO BE A COMPLETE AND CORRECT STATEMENT OF BUSINESS AND AFFAIRS OF SAID UTILITY FOR THE PERIOD COVERED BY THIS REPORT IN RESPECT TO EACH AND EVERY MATTER AND THING SET FORTH, TO THE BEST OF MY KNOWLEDGE, INFORMATION AND BELIEF.

Sworn Statement: IN ACCORDANCE WITH THE REQUIREMENTS OF TITLE 40, ARTICLE 8, SECTION 40-401, ARIZONA REVISED STATUTES, IT IS HEREIN REPORTED THAT THE GROSS OPERATING REVENUE OF SAID UTILITY DERIVED FROM ARIZONA INTRASTATE UTILITY OPERATIONS DURING THE CALENDAR YEAR WAS:

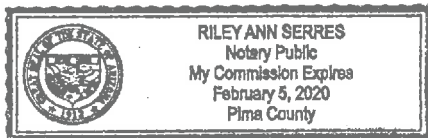
Arizona Intrastate Gross Operating Revenues Only (\$)  
\$1,753,024  
(The amount in the box above includes  
\$104,066 in sales taxes  
billed or collected)

Cathy Kuefler  
signature of owner/official  
(520) 682-7331  
telephone no.

SUBSCRIBED AND SWORN TO BEFORE ME A NOTARY PUBLIC  
IN AND FOR THE COUNTY

THIS 23 DAY OF Pima  
March 2017  
(month) and (year)

MY COMMISSION EXPIRES 2/15/20  
(date)



Riley Ann Serres  
(signature of notary public)



RECEIVED

MAR 27 2017

Verification and Statement (Residential Revenue)

Verification:

State of Arizona I, the undersigned of the  
(state name)

County of (county name): Pima  
Name (owner or official) title: Cathy Kuefler, Administrative Manager  
Company name: Avra Water Cooperative, Inc.

ARIZONA CORP COMMISSION  
UTILITIES DIVISION - DIRECTOR'S OFFICE

DO SAY THAT THIS ANNUAL UTILITY PROPERTY TAX AND SALES TAX REPORT TO THE ARIZONA CORPORATION COMMISSION.

FOR THE YEAR ENDING: 8/31/16

HAS BEEN PREPARED UNDER MY DIRECTION, FROM THE ORIGINAL BOOKS, PAPERS AND RECORDS OF SAID UTILITY; THAT I HAVE CAREFULLY EXAMINED THE SAME, AND DECLARE THE SAME TO BE A COMPLETE AND CORRECT STATEMENT OF BUSINESS AND AFFAIRS OF SAID UTILITY FOR THE PERIOD COVERED BY THIS REPORT IN RESPECT TO EACH AND EVERY MATTER AND THING SET FORTH, TO THE BEST OF MY KNOWLEDGE, INFORMATION AND BELIEF.

Sworn Statement: IN ACCORDANCE WITH THE REQUIREMENTS OF TITLE 40, ARTICLE 8, SECTION 40-401, ARIZONA REVISED STATUTES, IT IS HEREIN REPORTED THAT THE GROSS OPERATING REVENUE OF SAID UTILITY DERIVED FROM ARIZONA INTRASTATE UTILITY OPERATIONS RECEIVED FROM RESIDENTIAL CUSTOMERS DURING THE CALENDAR YEAR WAS:

Arizona Intrastate Gross Operating Revenues Only (\$)

\$1,713,399

(The amount in the box above includes

\$101,714 in sales taxes  
billed or collected)

signature of owner/official

(520) 682-7331

telephone no.

SUBSCRIBED AND SWORN TO BEFORE ME A NOTARY PUBLIC  
IN AND FOR THE COUNTY

Pima  
(county name)

THIS


23

DAY OF

March 2017  
(month) and (year)

MY COMMISSION EXPIRES

2/5/20  
(date)



Riley Ann Serres  
(signature of notary public)