

**ANNUAL REPORT**

Of

Company Name: Avra Water Cooperative, Inc.  
11821 W. Picture Rocks Rd.

Mailing Address: Tucson AZ  
85743

Docket No.: W-02126A  
For the Year Ended: 12/31/17

RECEIVED

APR 16 2018

ARIZONA CORP COMMISSION  
UTILITIES DIVISION - DIRECTOR'S OFFICE

**WATER UTILITY**

To

Arizona Corporation Commission

**Due on April 15th**

Email: rdelafuente@azcc.gov, mail or deliver the completed Annual Report to:

Arizona Corporation Commission  
Compliance Section - Utilities Division  
1200 West Washington Street  
Phoenix, Arizona 85007

Application Type: Original Filing  
Application Date: 4/12/2018

4-18-18

ARIZONA CORPORATION COMMISSION  
WATER UTILITY ANNUAL REPORT

Avra Water Cooperative, Inc.

A Class  Utility

1. For the Calendar Year Ended: 12/31/17

2. Address: 

11821 West Picture Rocks Road			
City:	Tucson	State:	Arizona
		Zip Code:	85743

3. Telephone Number: 

(520) 682-7331
----------------

4. Date of Original Organization of Utility: 

1/14/1976
-----------

5. Person to whom correspondence should be addressed concerning this report:

Name: 

Cathy Kuefler
---------------

  
Telephone No. : 

(520) 682-7331
----------------

  
Address: 

11821 West Picture Rocks Road			
City:	Tucson	State:	Arizona
		Zip Code:	85743

  
Email: 

Cathy@avrawater.com
---------------------

6. On-Site Manager:

Name: 

Cathy Kuefler
---------------

  
Telephone No. : 

(520) 682-7331
----------------

  
Address: 

11821 West Picture Rocks Road			
City:	Tucson	State:	Arizona
		Zip Code:	85743

  
Email: 

Cathy@avrawater.com
---------------------

7. Ownership: 

Association--Cooperative
--------------------------

8. Counties Served: 

Pima
------

Utility Plant in Service (Water)							
Account No.	Description	Beginning Year Original Cost	Current Year Additions	Current Year Retirements	Adjusted Original Cost	Accumulated Depreciation	OCLD (OC less AD)
301	Organization	\$8,685	\$0	\$0	\$8,685	\$0	\$8,685
302	Franchises	0	0	0	0	0	0
303	Land and Land Rights	200,191	51,047	0	251,238	0	251,238
304	Structures and Improvements	476,594	3,560	0	480,154	251,557	228,597
305	Collecting & Improving Reservoirs	245,810	1,831	0	247,641	50,275	197,366
306	Lake, River, Canal Intakes	0	0	0	0	0	0
307	Wells and Springs	3,431,637	18,163	0	3,449,800	1,129,897	2,319,903
308	Infiltration Galleries	0	0	0	0	0	0
309	Supply Mains	0	0	0	0	0	0
310	Power Generation Equipment	0	0	0	0	0	0
311	Pumping Equipment	1,036,416	13,244	0	1,049,660	989,863	59,797
320	Water Treatment Equipment	0	0	0	0	0	0
320.1	Water Treatment Plants	0	0	0	0	0	0
320.2	Solution Chemical Feeders	123,310	2,223	0	125,533	114,124	11,409
320.3	Point-of-Use Treatment Devices	0	0	0	0	0	0
330	Distribution Reservoirs and Standpipes	0	0	0	0	0	0
330.1	Storage Tanks	1,932,238	13,387	0	1,945,625	927,834	1,017,791
330.2	Pressure Tanks	0	0	0	0	0	0
331	Transmission and Distribution Mains	7,137,798	61,987	0	7,199,785	2,861,402	4,338,383
333	Services	548,043	9,190	0	557,233	460,474	96,759
334	Meters and Meter Installations	787,877	66,217	0	854,094	521,914	332,180
335	Hydrants	41,927	2,536	0	44,463	10,351	34,112
336	Backflow Prevention Devices	0	0	0	0	0	0
339	Other Plant and Misc. Equipment	109,280	0	0	109,280	63,682	45,598
340	Office Furniture and Equipment	251,392	6,656	0	258,048	198,980	59,068
340.1	Computer & Software	0	0	0	0	0	0
341	Transportation Equipment	185,071	0	0	185,071	178,169	6,902
342	Stores Equipment	0	0	0	0	0	0
343	Tools, Shop and Garage Equipment	160,451	1,891	0	162,342	106,305	56,037
344	Laboratory Equipment	0	0	0	0	0	0
345	Power Operated Equipment	25,445	648	0	26,093	3,197	22,896
346	Communication Equipment	60,392	5,469	0	65,861	37,062	28,799
347	Miscellaneous Equipment	0	0	0	0	0	0
348	Other Tangible Plant	0	0	0	0	0	0
	<b>Totals</b>	<b>\$16,762,557</b>	<b>\$258,049</b>	<b>\$0</b>	<b>\$17,020,606</b>	<b>\$7,905,086</b>	<b>\$9,115,520</b>

**Instructions:** Fill out the Grey Cells with the relevant information. Input 0 or none if there is nothing recorded in that account or there is no applicable information to report.

Avra Water Cooperative, Inc.  
Annual Report  
Depreciation Expense for the Current Year (Water)  
8/31/17

Depreciation Expense for the Current Year (Water)								
Account No.	Description	Beginning Year Original Cost	Current Year Additions	Current Year Retirements	Adjusted Original Cost	Fully Depreciated/Non-depreciable Plant	Depreciation Percentages	Depreciation Expense
301	Organization	\$8,685	\$0	\$0	\$8,685	\$8,685	0.00%	\$0
302	Franchises	0	0	0	0	0	0.00%	0
303	Land and Land Rights	200,191	51,047	0	251,238	251,238	0.00%	0
304	Structures and Improvements	476,594	3,560	0	480,154	147,505	3.33%	11,018
305	Collecting & Improving Reservoirs	245,810	1,831	0	247,641	0	2.22%	5,477
306	Lake, River, Canal Intakes	0	0	0	0	0	2.50%	0
307	Wells and Springs	3,431,637	18,163	0	3,449,800	0	3.33%	114,576
308	Infiltration Galleries	0	0	0	0	0	6.67%	0
309	Supply Mains	0	0	0	0	0	2.00%	0
310	Power Generation Equipment	0	0	0	0	0	5.00%	0
311	Pumping Equipment	1,036,416	13,244	0	1,049,660	928,625	12.50%	14,302
320	Water Treatment Equipment	0	0	0	0	0	0.00%	0
320.1	Water Treatment Plants	0	0	0	0	0	3.33%	0
320.2	Solution Chemical Feeders	123,310	2,223	0	125,533	98,592	20.00%	5,166
320.3	Point-of-Use Treatment Devices	0	0	0	0	0	0.00%	0
330	Distribution Reservoirs and Standpipes	0	0	0	0	0	0.00%	0
330.1	Storage Tanks	1,932,238	13,387	0	1,945,625	0	2.22%	43,044
330.2	Pressure Tanks	0	0	0	0	0	5.00%	0
331	Transmission and Distribution Mains	7,137,798	61,987	0	7,199,785	0	2.00%	143,376
333	Services	548,043	9,190	0	557,233	414,999	3.33%	4,583
334	Meters and Meter Installations	787,877	66,217	0	854,094	236,262	8.33%	48,707
335	Hydrants	41,927	2,536	0	44,463	0	2.00%	864
336	Backflow Prevention Devices	0	0	0	0	0	6.67%	0
339	Other Plant and Misc. Equipment	109,280	0	0	109,280	0	6.67%	7,289
340	Office Furniture and Equipment	251,392	6,656	0	258,048	132,277	6.67%	8,167
340.1	Computer & Software	0	0	0	0	0	20.00%	0
341	Transportation Equipment	185,071	0	0	185,071	174,392	20.00%	2,136
342	Stores Equipment	0	0	0	0	0	4.00%	0
343	Tools, Shop and Garage Equipment	160,451	1,891	0	162,342	66,184	5.00%	4,761
344	Laboratory Equipment	0	0	0	0	0	10.00%	0
345	Power Operated Equipment	25,445	648	0	26,093	0	5.00%	1,288
346	Communication Equipment	60,392	5,469	0	65,861	24,330	10.00%	3,880
347	Miscellaneous Equipment	0	0	0	0	0	10.00%	0
348	Other Tangible Plant	0	0	0	0	0	10.00%	0
	<b>Subtotal</b>	<b>\$16,762,557</b>	<b>\$258,049</b>	<b>\$0</b>	<b>\$17,020,606</b>	<b>\$2,483,089</b>		<b>\$418,634</b>

Contribution(s) in Aid of Construction (Gross)	\$5,800,601
Less: Non Amortizable Contribution(s)	0
Fully Amortized Contribution(s)	27,330
Amortizable Contribution(s)	<u>\$5,773,271</u>
Times: Proposed Amortization Rate	2.50%
<b>Amortization of CIAC</b>	\$144,199
<b>Less: Amortization of CIAC</b>	<input type="text" value="\$144,199"/>
<b>DEPRECIATION EXPENSE</b>	<input type="text" value="\$274,435"/>

**Instructions:** Fill out the Grey Cells with the relevant information. Input 0 or none if there is nothing recorded in that account or there is no applicable information to report.

 **ULLMANN  
& COMPANY P.C.**  
Certified Public Accountants

To the Board of Directors of  
Avra Water Co-op, Inc.  
Tucson, Arizona

Management is responsible for the accompanying financial statements of Avra Water Co-op, Inc. (a cooperative water utility corporation), which comprise the balance sheets as of August 31, 2017 and 2016, and the related comparative statements of income and expense for the years then ended included in the accompanying prescribed form in accordance with accounting principles generally accepted in the United States of America. We have performed a compilation engagement in accordance with Statements on Standards for Accounting and Review Services promulgated by the Accounting and Review Services Committee of the AICPA. We did not audit or review the financial statements included in the accompanying prescribed form nor were we required to perform any procedures to verify the accuracy or completeness of the information provided by management. Accordingly, we do not express an opinion, a conclusion, nor provide any form of assurance on the financial statements included in the accompanying prescribed form.

The financial statements included in the accompanying prescribed form are presented in accordance with the requirements of the Arizona Corporation Commission, and are not intended to be a presentation in accordance with accounting principles generally accepted in the United States of America.

The supplementary information contained in pages 2-4 and 8-16 of the prescribed form is presented for purposes of additional analysis and is not a required part of the basic financial statements. Such information is the responsibility of management. The supplementary information contained in pages 2-4, 8, and 13-16 was subject to our compilation engagement. We have not audited or reviewed this supplementary information. The supplementary information contained in pages 9-12 was not subject to our compilation engagement. We do not express an opinion, a conclusion, nor provide any assurance on any supplementary information.

This report is intended solely for the information and use of Avra Water Co-op, Inc. and the Arizona Corporation Commission, and is not intended to be and should not be used by anyone other than these specified parties.

*ULLMANN & COMPANY*

ULLMANN & COMPANY, P.C.  
Certified Public Accountants

March 16, 2018

Avra Water Cooperative, Inc.  
 Annual Report  
 Balance Sheet Assets  
 8/31/17

Balance Sheet Assets				
	Assets		Balance at Beginning of Year 8/31/16	Balance at End of Year 8/31/17
Account No.	<b>Current and Accrued Assets</b>			
131	Cash		\$820,999	\$1,353,012
134	Working Funds		0	0
135	Temporary Cash Investments		0	0
141	Customer Accounts Receivable		191,963	198,992
146	Notes Receivable from Associated Companies		0	0
151	Plant Material and Supplies		72,870	68,845
162	Prepayments		37,559	39,578
174	Miscellaneous Current and Accrued Assets		735,551	1,230
	<b>Total Current and Accrued Assets</b>		<b>\$1,858,942</b>	<b>\$1,661,657</b>
Account No.	<b>Fixed Assets</b>			
101	Utility Plant in Service*		\$16,762,557	\$17,020,606
103	Property Held for Future Use		0	0
105	Construction Work in Progress		0	511,005
108	Accumulated Depreciation (enter as negative)*		(7,486,452)	(7,905,086)
121	Non-Utility Property		0	0
122	Accumulated Depreciation - Non Utility		0	0
	<b>Total Fixed Assets</b>		<b>\$9,276,105</b>	<b>\$9,626,525</b>
	<b>Total Assets</b>		<b>\$11,135,047</b>	<b>\$11,288,182</b>

**Instructions:** Fill out the Grey Cells with the relevant information. Input 0 or none if there is nothing recorded in that account or there is no applicable information to report.

\*Note these items feed automatically from AR3 UPIS Page 3

Avra Water Cooperative, Inc.  
Annual Report  
Balance Sheet Liabilities and Owners Equity

<b>Balance Sheet Liabilities and Owners Equity</b>				
	<b>Liabilities</b>		Balance at Beginning of Year (2017)	Balance at End of Year (2017)
<b>Account No.</b>	<b>Current Liabilities</b>			
231	Accounts Payable		\$31,610	\$86,696
232	Notes Payable (Current Portion)		150,992	156,571
234	Notes Payable to Associated Companies		0	0
235	Customer Deposits		61,159	60,597
236	Accrued Taxes		94,451	93,237
237	Accrued Interest		0	0
242	Miscellaneous Current and Accrued Liabilities		29,028	20,291
	<b>Total Current Liabilities</b>		<b>\$367,240</b>	<b>\$417,392</b>
	<b>Long Term Debt</b>			
224	Long Term Debt (Notes and Bonds)		\$3,525,025	\$3,345,812
	<b>Deferred Credits</b>			
251	Unamortized Premium on Debt		\$0	\$0
252	Advances in Aid of Construction		40,174	67,965
255	Accumulated Deferred Investment Tax Credits		0	0
271	Contributions in Aid of Construction		5,725,413	5,800,601
272	Less: Amortization of Contributions		(2,185,108)	(2,329,307)
281	Accumulated Deferred Income Tax		0	0
	<b>Total Deferred Credits</b>		<b>\$3,580,479</b>	<b>\$3,539,259</b>
	<b>Total Liabilities</b>		<b>\$7,472,744</b>	<b>\$7,302,463</b>
	<b>Capital Accounts</b>			
201	Common Stock Issued		\$0	\$0
211	Other Paid-In Capital		0	0
215	Retained Earnings		3,662,303	3,985,719
218	Proprietary Capital (Sole Props and Partnerships)		0	0
	<b>Total Capital</b>		<b>\$3,662,303</b>	<b>\$3,985,719</b>
	<b>Total Liabilities and Capital</b>		<b>\$11,135,047</b>	<b>\$11,288,182</b>

**Instructions:** Fill out the Grey Cells with the relevent information. Input 0 or none if there is nothing recorded in that account or there is no applicable information to report.

**Note:** Total liabilities and Capital must match total assets for the beginning and end of the year!

Avra Water Cooperative, Inc.  
Annual Report  
Water Comparative Income Statement  
8/31/17

Water Comparative Income Statement			
Account No.	Calendar Year	Current Year 09/01/2016 - 8/31/2017	Last Year 09/01/2015 - 08/31/2016
	<b>Operating Revenue</b>		
461	Metered Water Revenue	\$1,618,131	\$1,589,421
460	Unmetered Water Revenue	0	0
462	Fire Protection Revenue	0	0
469	Guaranteed Revenues (Surcharges)	0	0
471	Miscellaneous Service Revenues	0	0
474	Other Water Revenue	45,858	41,751
	<b>Total Revenues</b>	<b>\$1,663,989</b>	<b>\$1,631,172</b>
	<b>Operating Expenses</b>		
601	Salaries and Wages	\$335,079	\$351,891
604	Employee Pensions and Benefits	0	0
610	Purchased Water	0	0
615	Purchased Power	88,802	86,310
618	Chemicals	1,391	1,822
620	Materials and Supplies	10,523	10,349
620.1	Repairs and Maintenance	0	0
620.2	Office Supplies and Expense	0	0
630	Contractual Services	0	0
631	Contractual Services -Engineering	299	30
632	Contractual Services - Accounting	29,681	27,662
633	Contractual Services - Legal	868	1,338
634	Contractual Services - Management Fees	0	0
635	Contractual Services - Water Testing	9,349	912
636	Contractual Services - Other	97,289	92,585
640	Rents	0	0
641	Rental of Building/Real Property	1,146	707
642	Rental of Equipment	5,113	5,880
650	Transportation Expenses	32,618	73,108
657	Insurance - General Liability	32,276	28,147
657.1	Insurance - Health and Life	68,726	66,821
665	Regulatory Commission Expense - Rate	5,208	12,500
670	Bad Debt Expense	0	0
675	Miscellaneous Expense	68,312	16,016
403	Depreciation Expense (From Schedule AR4)	274,435	297,176
408	Taxes Other Than Income	31,520	34,356
408.11	Property Taxes	107,666	108,770
409	Income Taxes	0	0
427.1	Customer Security Deposit Interest	4,171	4,158
	<b>Total Operating Expenses</b>	<b>\$1,204,472</b>	<b>\$1,220,538</b>
	<b>Operating Income / (Loss)</b>	<b>\$459,517</b>	<b>\$410,634</b>
	<b>Other Income / (Expense)</b>		
419	Interest and Dividend Income	\$21,323	\$1,210
421	Non-Utility Income	0	0
426	Miscellaneous Non-Utility (Expense)	0	0
427	Interest (Expense)	(157,424)	(162,465)
	<b>Total Other Income / (Expense)</b>	<b>(\$136,101)</b>	<b>(\$161,255)</b>
	<b>Net Income / (Loss)</b>	<b>\$323,416</b>	<b>\$249,379</b>

**Instructions:** Fill out the Grey Cells with the relevant information. Input 0 or none if there is nothing recorded in that account or there is no applicable information to report.



Avra Water Cooperative, Inc.  
 Annual Report  
 Supplemental Financial Data (Long-Term Debt)  
 8/31/17

Supplemental Financial Data (Long-Term Debt)				
	Loan #1	Loan #2	Loan #3	Loan #4
Date Issued	9/1/2001	Varies	Varies	Varies
Source of Loan	WIFA	WIFA	USDA/Rural Housing	USDA/Rural Housing
ACC Decision No.	60895	64008	64008 & 67159	67159
Reason for Loan	Capital Impr.	Capital Impr.	Capital Impr.	Capital Impr.
Dollar Amt. Issued	\$120,000	\$1,946,750	\$1,669,250	\$1,683,750
Amount Outstanding	\$18,960	\$526,177	\$1,467,871	\$1,493,525
Date of Maturity	9/1/2021	12/1/2023	6/10/2046	8/20/2046
Interest Rate	3.75%	3.21%	4.50%	4.38%
Current Year Interest	\$1,232	\$23,453	\$66,832	\$65,764
Current Year Principal	\$7,787	\$112,215	\$24,296	\$25,184

Meter Deposit Balance at Test Year End:	\$18,911
---	----------

Meter Deposits Refunded During the Test Year:	\$2,376
---	---------

**List all bonds, notes, loans, and other types of indebtedness in which the proceeds were used in the provision of public utility service. Indebtedness incurred for personal uses by the owner of the utility should not be listed. Input 0 or none if there is nothing to report for that cell.**

**Water Utility Plant Description**

Name of the System: Avra Water Co-op, Inc.  
 ADEQ Public Water System Number: AZ04-10006

WELLS								
ADWR ID No *	Pump Horsepower	Pump Yield (gpm)	Casing Depth (feet)	Casing Diameter (inches)	Pump Motor Type **	Meter Size (inches)	Year Drilled	Arsenic Level (mg/L)
55207058	200	1,260	800	16	Submersible	8	2006	0.0073
55214263	250	1,500	780	18	Submersible	8	2007	0.0061
55626905	50	300	605	12	Submersible	4	1972	0.0071

OTHER WATER SOURCES		
Name or Description	Capacity (gpm)	Gallons Purchased or Obtained (in thousands)

BOOSTER PUMPS		
Horsepower	GPM	Quantity
5 & 7.5	100	4 & 3
10 & 15	250	3 & 3
20 & 25	407	3 & 1
50 & 100	936	1 & 2

FIRE HYDRANTS	
Type	Quantity
Standard ***	77
Other	

STORAGE TANKS		
Capacity	Material	Quantity
50,000	Steel	2
500,000	Steel	4

PRESSURE/BLADDER TANKS	
Capacity	Quantity
240 & 1200	1 & 1
2500 & 3000	1 & 2
5000 & 10000	6 & 1

**Instructions:** Fill out the Grey Cells with the relevant information. Input 0 or none if there is nothing recorded in that account or there is no applicable information to report. Copy and paste this sheet as many times as is necessary.

\* Arizona Department of Water Resources ("ADWR") well identification number. For example 55-XXXXXX.  
 \*\* Pump motor type, turbine or submersible.

\*\*\* A standard fire hydrant has two 2.5 inch hose connection nozzles with 7.5 threads per inch, and one 4.5 inch pumper connection nozzle with 4 threads per inch.

Water Utility Plant Description (Continued)			CUSTOMER METERS	
MAINS			Size (inches)	Quantity
Sizes (inches)	Material	Length (feet)		
2.00	PVC	10,800	5/8 X 3/4	2,493
3.00	PVC	11,050	0.75	30
4.00	PVC	44,605	1	22
6.00	PVC	279,613	1.5	2
8.00	PVC	39,723	2	3
NA	NA	0	4	1
12.00	PVC/IRON	29,470		

For the following three items, list the utility owned assets in each category for each system.

<b>TREATMENT EQUIPMENT:</b>	One Sodium Hypochlorite injector at one well site and one sodium hypochloride generator at one POB site.
<b>STRUCTURES:</b>	Two small storage sheds 10x12 in size. Two used 40' trailers that have been converted into storage sheds.
<b>OTHER:</b>	N/A

**Instructions:** Fill out the Grey Cells with the relevant information. Input 0 or none if there is nothing recorded in that account or there is no applicable information to report. Copy and paste this sheet as many times as is necessary.

Water Use Data Sheet							
Name of the System:		Avra Water Co-op, Inc.					
ADEQ Public Water System Number:		AZ04-10006					
Month	Number of Customers	Gallons Sold (thousands) <sup>1</sup>	Gallons Pumped (thousands) <sup>2</sup>	Gallons Purchased (thousands) <sup>3</sup>	Estimated Gallons Authorized Use (thousands) <sup>4</sup>	Purchased Power Expense <sup>5</sup>	Purchased Power (kWh) <sup>6</sup>
January	2,542	13,944	14,109	0	12	\$5,269	25,800
February	2,543	14,321	15,114	0	19	4,598	27,040
March	2,555	17,377	21,452	0	23	7,080	38,520
April	2,549	24,652	23,708	0	4	7,935	50,040
May	2,564	24,238	26,871	0	0	8,716	46,360
June	2,549	33,512	31,916	0	0	10,239	68,120
July	2,561	25,292	26,028	0	0	8,310	47,760
August	2,560	21,255	24,713	0	0	6,772	49,200
September	2,566	27,112	24,685	0	0	10,101	48,320
October	2,568	21,420	23,229	0	0	9,090	40,520
November	2,567	18,693	21,463	0	0	8,526	36,040
December	2,551	17,813	18,310	0	0	8,093	33,520
<b>Totals</b>		<b>259,629</b>	<b>271,598</b>	<b>0</b>	<b>58</b>	<b>\$94,729</b>	<b>511,240</b>

If the system has fire hydrants, what is the fire flow requirements?  GPM for  hrs.

Does the system have chlorination treatment?

Is the Water Utility located in an ADWR Active Management Area (AMA)?   
 If yes, which AMA?

Does the Company have an ADWR Gallons Per Capita Per Day (GPCPD) requirement?   
 If yes, provide the GPCPD amount:

**If applicable, in the space below please provide a description for all un-metered water use along with amounts:**

**Instructions:** Fill out the Grey Cells with the relevant information. Input 0 or none if there is nothing recorded in that account or there is no applicable information to report.

- 1 Gallons sold - Total gallons from customer meters, and other sold gallons such as Construction water.
- 2 Gallons pumped - Total gallons from pumped sources.
- 3 Gallons purchased - Total gallons purchased from other sources.
- 4 Estimated gallons authorized use - Total estimated gallons from authorized metered or unmetered use. Authorized use such as flushing (mains, services and hydrants) draining/cleaning tanks, process, construction, fire fighting, etc.
- 5 Enter the total purchased power costs for the power meters associated with this system.
- 6 Enter the total purchased kWh used by the power meters associated with this system.

Avra Water Cooperative, Inc.  
 Annual Report  
 Utility Shutoffs / Disconnects  
 12/31/17

ADEQ System No. :	AZ04-10006
-------------------	------------

Utility Shutoffs / Disconnects			
Month	Termination without Notice R14-2-410.B	Termination with Notice R14-2-410.C	Other
January	0	55	0
February	0	40	0
March	0	39	0
April	0	29	0
May	0	23	0
June	0	45	0
July	0	35	0
August	0	28	0
September	0	29	0
October	0	50	0
November	0	34	0
December	0	17	0
<b>Total</b>	<b>0</b>	<b>424</b>	<b>0</b>

**Other (description):**

--

<p><b>Instructions:</b> Fill out the Grey Cells with the relevent information. Input 0 or none if there is nothing recorded in that account or there is no applicable information to report.</p>
--

Avra Water Cooperative, Inc.  
Annual Report  
Property Taxes  
8/31/17

<b>Property Taxes</b>	
Amount of actual property taxes paid during Calendar Year 2017 was	\$107,695

If no property taxes paid, explain why.

**Instructions:** Fill out the Grey Cells with the relevant information. Input 0 or none if there is nothing recorded in that account or there is no applicable information to report.

Avra Water Cooperative, Inc.  
Annual Report  
Verification and Sworn Statement (Taxes)  
8/31/17

Verification and Sworn Statement (Taxes)

RECEIVED

APR 16 2018

Verification: State of Arizona I, the undersigned of the  
(state name)

County of (county name): Pima  
Name (owner or official) title: Cathy Kuefler, Administrative Manager  
Company name: Avra Water Cooperative, Inc.

ARIZONA CORP COMMISSION  
UTILITIES DIVISION - DIRECTOR'S OFFICE

DO SAY THAT THIS ANNUAL UTILITY PROPERTY TAX AND SALES TAX REPORT TO THE ARIZONA CORPORATION COMMISSION.

FOR THE YEAR ENDING: 12/31/17

HAS BEEN PREPARED UNDER MY DIRECTION, FROM THE ORIGINAL BOOKS, PAPERS AND RECORDS OF SAID UTILITY; THAT I HAVE CAREFULLY EXAMINED THE SAME, AND DECLARE THE SAME TO BE A COMPLETE AND CORRECT STATEMENT OF BUSINESS AND AFFAIRS OF SAID UTILITY FOR THE PERIOD COVERED BY THIS REPORT IN RESPECT TO EACH AND EVERY MATTER AND THING SET FORTH, TO THE BEST OF MY KNOWLEDGE, INFORMATION AND BELIEF.

Sworn Statement: I HEREBY ATTEST THAT ALL PROPERTY TAXES FOR SAID COMPANY ARE CURRENT AND PAID IN FULL.

I HEREBY ATTEST THAT ALL SALES TAXES FOR SAID COMPANY ARE CURRENT AND PAID IN FULL.

*Cathy Kuefler*

signature of owner/official

(520) 682-7331

telephone no.

SUBSCRIBED AND SWORN TO BEFORE ME A NOTARY PUBLIC  
IN AND FOR THE COUNTY

THIS

12

DAY OF

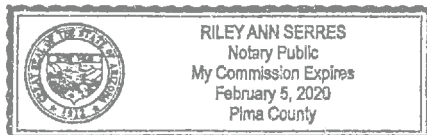
Pima  
(county name)

April 2018  
(month) and (year)

MY COMMISSION EXPIRES

2/5/20

(date)



*Riley Ann Serres*  
(signature of notary public)

Verification and Sworn Statement

Verification:

State of Arizona I, the undersigned of the  
(state name)  
County of (county name): Pima  
Name (owner or official) title: Cathy Kuefler, Administrative Manager  
Company name: Avra Water Cooperative, Inc.

RECEIVED

APR 16 2018

ARIZONA CORP COMMISSION  
UTILITIES DIVISION - DIRECTOR'S OFFICE

DO SAY THAT THIS ANNUAL UTILITY PROPERTY TAX AND SALES TAX REPORT TO THE ARIZONA CORPORATION COMMISSION.

FOR THE YEAR ENDING: 12/31/17

HAS BEEN PREPARED UNDER MY DIRECTION, FROM THE ORIGINAL BOOKS, PAPERS AND RECORDS OF SAID UTILITY; THAT I HAVE CAREFULLY EXAMINED THE SAME, AND DECLARE THE SAME TO BE A COMPLETE AND CORRECT STATEMENT OF BUSINESS AND AFFAIRS OF SAID UTILITY FOR THE PERIOD COVERED BY THIS REPORT IN RESPECT TO EACH AND EVERY MATTER AND THING SET FORTH, TO THE BEST OF MY KNOWLEDGE, INFORMATION AND BELIEF.

Sworn Statement: IN ACCORDANCE WITH THE REQUIREMENTS OF TITLE 40, ARTICLE 8, SECTION 40-401, ARIZONA REVISED STATUTES, IT IS HEREIN REPORTED THAT THE GROSS OPERATING REVENUE OF SAID UTILITY DERIVED FROM ARIZONA INTRASTATE UTILITY OPERATIONS DURING THE CALENDAR YEAR WAS:

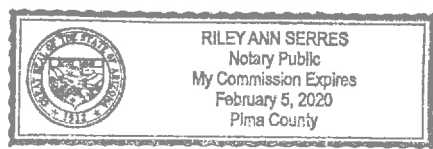
Arizona Intrastate Gross Operating Revenues Only (\$)  
\$1,804,995  
(The amount in the box above includes  
\$401,092 in sales taxes  
billed or collected)

Cathy Kuefler  
signature of owner/official  
(520) 682-7331  
telephone no.

SUBSCRIBED AND SWORN TO BEFORE ME A NOTARY PUBLIC  
IN AND FOR THE COUNTY

THIS 12 DAY OF April 2018  
(month) and (year)

MY COMMISSION EXPIRES 2/5/20  
(date)



Riley Ann Serres  
(signature of notary public)



Verification and Sworn Statement (Residential Revenue)

Verification:

State of Arizona I, the undersigned of the  
(state name)

County of (county name): Pima  
Name (owner or official) title: Cathy Kuefler, Administrative Manager  
Company name: Avera Water Cooperative, Inc.

RECEIVED

APR 16 2018

ARIZONA CORP COMMISSION  
UTILITIES DIVISION - DIRECTOR'S OFFICE

DO SAY THAT THIS ANNUAL UTILITY PROPERTY TAX AND SALES TAX REPORT TO THE ARIZONA CORPORATION COMMISSION.

FOR THE YEAR ENDING: 12/31/17

HAS BEEN PREPARED UNDER MY DIRECTION, FROM THE ORIGINAL BOOKS, PAPERS AND RECORDS OF SAID UTILITY; THAT I HAVE CAREFULLY EXAMINED THE SAME, AND DECLARE THE SAME TO BE A COMPLETE AND CORRECT STATEMENT OF BUSINESS AND AFFAIRS OF SAID UTILITY FOR THE PERIOD COVERED BY THIS REPORT IN RESPECT TO EACH AND EVERY MATTER AND THING SET FORTH, TO THE BEST OF MY KNOWLEDGE, INFORMATION AND BELIEF.

Sworn Statement: IN ACCORDANCE WITH THE REQUIREMENTS OF TITLE 40, ARTICLE 8, SECTION 40-401, ARIZONA REVISED STATUTES, IT IS HEREIN REPORTED THAT THE GROSS OPERATING REVENUE OF SAID UTILITY DERIVED FROM ARIZONA INTRASTATE UTILITY OPERATIONS RECEIVED FROM RESIDENTIAL CUSTOMERS DURING THE CALENDAR YEAR WAS:


Arizona Intrastate Gross Operating Revenues Only (\$)

\$1,757,751

(The amount in the box above includes

\$98,446 in sales taxes

billed or collected)



signature of owner/official

(520) 682-7331

telephone no.

SUBSCRIBED AND SWORN TO BEFORE ME A NOTARY PUBLIC  
IN AND FOR THE COUNTY

Pima  
(county name)

THIS

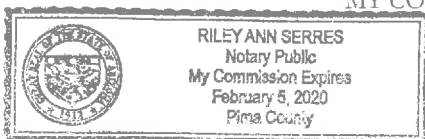
12

DAY OF

April 2018  
(month) and (year)

MY COMMISSION EXPIRES

2/5/20  
(date)



Riley Ann Serres  
(signature of notary public)