

ANNUAL REPORT

Of

Company Name: Beaver Dam Water Company, Inc.
PO Box 550

Mailing Address: Littlefield AZ
86432

Docket No.: W-03067A
For the Year Ended: 12/31/17

RECEIVED

APR 30 2018

ARIZONA CORP COMMISSION
UTILITIES DIVISION - DIRECTOR

WATER UTILITY

To

Arizona Corporation Commission

Due on April 15th

Email: rdelafuente@azcc.gov, mail or deliver the completed Annual Report to:

Arizona Corporation Commission
Compliance Section - Utilities Division
1200 West Washington Street
Phoenix, Arizona 85007

Application Type: Original Filing
Application Date: 4/19/2018

ARIZONA CORPORATION COMMISSION
WATER UTILITY ANNUAL REPORT
Beaver Dam Water Company, Inc.
A Class Utility

1. For the Calendar Year Ended: 12/31/17

2. Address:

PO BOX 550			
City: LITTLEFIELD	State: ARIZONA	Zip Code: 86432	

3. Telephone Number:

928-347-5000

4. Date of Original Organization of Utility:

5/1/1987

5. Person to whom correspondence should be addressed concerning this report:

Name:

G. ROBERT FRISBY

Telephone No. :

435-680-3617

Address:

230 S HILLSIDE DR			
City: LITTLEFIELD	State: ARIZONA	Zip Code: 86432	

Email:

bdwbofbf@gmail.com

6. On-Site Manager:

Name:

ROBERT NORRELL

Telephone No. :

928-681-2252

Address:

3774 MARTINGALE DR			
City: KINGMAN	State: ARIZONA	Zip Code: 86409	

Email:

rn-hunter@hotmail.com

7. Ownership:

"C" Corporation

8. Counties Served:

Mohave

Utility Plant in Service (Water)							
Account No.	Description	Beginning Year Original Cost	Current Year Additions	Current Year Retirements	Adjusted Original Cost	Accumulated Depreciation	OCLD (OC less AD)
301	Organization	\$20,335	\$0	\$0	\$20,335	\$20,335	\$0
302	Franchises	0	0	0	0	0	0
303	Land and Land Rights	66,096	0	0	66,096	0	66,096
304	Structures and Improvements	6,000	0	0	6,000	6,000	0
305	Collecting & Improving Reservoirs	0	0	0	0	0	0
306	Lake, River, Canal Intakes	0	0	0	0	0	0
307	Wells and Springs	159,275	0	0	159,275	77,504	81,771
308	Infiltration Galleries	0	0	0	0	0	0
309	Supply Mains	0	0	0	0	0	0
310	Power Generation Equipment	0	0	0	0	0	0
311	Pumping Equipment	71,560	0	0	71,560	68,872	2,688
320	Water Treatment Equipment	0	0	0	0	0	0
320.1	Water Treatment Plants	0	0	0	0	0	0
320.2	Solution Chemical Feeders	0	0	0	0	0	0
320.3	Point-of-Use Treatment Devices	0	0	0	0	0	0
330	Distribution Reservoirs and Standpipes	0	0	0	0	0	0
330.1	Storage Tanks	273,381	0	0	273,381	146,225	127,156
330.2	Pressure Tanks	0	0	0	0	0	0
331	Transmission and Distribution Mains	823,464	0	0	823,464	254,230	569,234
333	Services	0	0	0	0	0	0
334	Meters and Meter Installations	53,803	2,015	0	55,818	29,550	26,268
335	Hydrants	827	0	0	827	170	657
336	Backflow Prevention Devices	0	0	0	0	0	0
339	Other Plant and Misc. Equipment	0	0	0	0	0	0
340	Office Furniture and Equipment	6,500	0	0	6,500	6,500	0
340.1	Computer & Software	8,241	0	0	8,241	8,106	135
341	Transportation Equipment	16,100	0	0	16,100	16,100	0
342	Stores Equipment	0	0	0	0	0	0
343	Tools, Shop and Garage Equipment	4,247	0	0	4,247	2,840	1,407
344	Laboratory Equipment	0	0	0	0	0	0
345	Power Operated Equipment	0	0	0	0	0	0
346	Communication Equipment	0	0	0	0	0	0
347	Miscellaneous Equipment	0	0	0	0	0	0
348	Other Tangible Plant	32,396	0	0	32,396	5,508	26,888
	Totals	\$1,542,225	\$2,015	\$0	\$1,544,240	\$641,940	\$902,300

Instructions: Fill out the Grey Cells with the relevant information. Input 0 or none if there is nothing recorded in that account or there is no applicable information to report.

Beaver Dam Water Company, Inc.
Annual Report
Depreciation Expense for the Current Year (Water)
12/31/17

Depreciation Expense for the Current Year (Water)								
Account No.	Description	Beginning Year Original Cost	Current Year Additions	Current Year Retirements	Adjusted Original Cost	Fully Depreciated/Non-depreciable Plant	Depreciation Percentages	Depreciation Expense
301	Organization	\$20,335	\$0	\$0	\$20,335	\$20,335	5.00%	\$0
302	Franchises	0	0	0	0	0	0.00%	0
303	Land and Land Rights	66,096	0	0	66,096	66,096	0.00%	0
304	Structures and Improvements	6,000	0	0	6,000	6,000	3.33%	0
305	Collecting & Improving Reservoirs	0	0	0	0	0	0.00%	0
306	Lake, River, Canal Intakes	0	0	0	0	0	0.00%	0
307	Wells and Springs	159,275	0	0	159,275	8,040	3.33%	5,041
308	Infiltration Galleries	0	0	0	0	0	0.00%	0
309	Supply Mains	0	0	0	0	0	0.00%	0
310	Power Generation Equipment	0	0	0	0	0	0.00%	0
311	Pumping Equipment	71,560	0	0	71,560	60,701	12.50%	1,357
320	Water Treatment Equipment	0	0	0	0	0	0.00%	0
320.1	Water Treatment Plants	0	0	0	0	0	0.00%	0
320.2	Solution Chemical Feeders	0	0	0	0	0	0.00%	0
320.3	Point-of-Use Treatment Devices	0	0	0	0	0	0.00%	0
330	Distribution Reservoirs and Standpipes	0	0	0	0	0	0.00%	0
330.1	Storage Tanks	273,381	0	0	273,381	87,000	2.22%	4,142
330.2	Pressure Tanks	0	0	0	0	0	0.00%	0
331	Transmission and Distribution Mains	823,464	0	0	823,464	28,577	2.00%	15,898
333	Services	0	0	0	0	0	0.00%	0
334	Meters and Meter Installations	53,803	2,015	0	55,818	11,587	8.33%	3,602
335	Hydrants	827	0	0	827	0	2.00%	17
336	Backflow Prevention Devices	0	0	0	0	0	0.00%	0
339	Other Plant and Misc. Equipment	0	0	0	0	0	0.00%	0
340	Office Furniture and Equipment	6,500	0	0	6,500	6,500	6.67%	0
340.1	Computer & Software	8,241	0	0	8,241	6,886	20.00%	271
341	Transportation Equipment	16,100	0	0	16,100	16,100	20.00%	0
342	Stores Equipment	0	0	0	0	0	0.00%	0
343	Tools, Shop and Garage Equipment	4,247	0	0	4,247	2,000	5.00%	112
344	Laboratory Equipment	0	0	0	0	0	0.00%	0
345	Power Operated Equipment	0	0	0	0	0	0.00%	0
346	Communication Equipment	0	0	0	0	0	0.00%	0
347	Miscellaneous Equipment	0	0	0	0	0	0.00%	0
348	Other Tangible Plant	32,396	0	0	32,396	0	2.00%	648
	Subtotal	\$1,542,225	\$2,015	\$0	\$1,544,240	\$319,822		\$31,088

Contribution(s) in Aid of Construction (Gross)	\$677,631
Less: Non Amortizable Contribution(s)	0
Fully Amortized Contribution(s)	0
Amortizable Contribution(s)	\$677,631
Times: Proposed Amortization Rate	2.54%
Amortization of CIAC	\$14,683 (Specific Amortization)
Less: Amortization of CIAC	\$14,683
DEPRECIATION EXPENSE	\$16,405

Instructions: Fill out the Grey Cells with the relevant information. Input 0 or none if there is nothing recorded in that account or there is no applicable information to report.

Beaver Dam Water Company, Inc.
 Annual Report
 Balance Sheet Assets
 12/31/17

Balance Sheet Assets				
	Assets		Balance at Beginning of Year (2017)	Balance at End of Year (2017)
Account No.	Current and Accrued Assets			
131	Cash		(\$4,206)	\$25,512
134	Working Funds		0	0
135	Temporary Cash Investments		0	0
141	Customer Accounts Receivable		0	0
146	Notes Receivable from Associated Companies		0	0
151	Plant Material and Supplies		0	0
162	Prepayments		0	0
174	Miscellaneous Current and Accrued Assets		24,074	24,380
	Total Current and Accrued Assets		\$19,868	\$49,892
Account No.	Fixed Assets			
101	Utility Plant in Service*		\$1,542,225	\$1,544,240
103	Property Held for Future Use		0	0
105	Construction Work in Progress		0	0
108	Accumulated Depreciation (enter as negative)*		(610,852)	(641,940)
121	Non-Utility Property		0	0
122	Accumulated Depreciation - Non Utility		0	0
	Total Fixed Assets		\$931,373	\$902,300
	Total Assets		\$951,241	\$952,192

Instructions: Fill out the Grey Cells with the relevant information. Input 0 or none if there is nothing recorded in that account or there is no applicable information to report.

*Note these items feed automatically from AR3 UPIS Page 3

Beaver Dam Water Company, Inc.
 Annual Report
 Balance Sheet Liabilities and Owners Equity

Balance Sheet Liabilities and Owners Equity				
	Liabilities		Balance at Beginning of Year (2017)	Balance at End of Year (2017)
Account No.	Current Liabilities			
231	Accounts Payable		\$0	\$0
232	Notes Payable (Current Portion)		22,320	22,320
234	Notes Payable to Associated Companies		0	0
235	Customer Deposits		11,975	13,642
236	Accrued Taxes		4,460	2,980
237	Accrued Interest		942	2,010
242	Miscellaneous Current and Accrued Liabilities		990	0
	Total Current Liabilities		\$40,687	\$40,952
	Long Term Debt			
224	Long Term Debt (Notes and Bonds)		\$155,506	\$141,701
	Deferred Credits			
251	Unamortized Premium on Debt		\$0	\$0
252	Advances in Aid of Construction		78,221	77,071
255	Accumulated Deferred Investment Tax Credits		0	0
271	Contributions in Aid of Construction		677,631	677,631
272	Less: Amortization of Contributions		(135,120)	(149,803)
281	Accumulated Deferred Income Tax		0	0
	Total Deferred Credits		\$620,732	\$604,899
	Total Liabilities		\$816,925	\$787,552
	Capital Accounts			
201	Common Stock Issued		\$172,204	\$172,204
211	Other Paid-In Capital		222,063	222,063
215	Retained Earnings		(259,951)	(229,627)
218	Proprietary Capital (Sole Props and Partnerships)		0	0
	Total Capital		\$134,316	\$164,640
	Total Liabilities and Capital		\$951,241	\$952,192

Instructions: Fill out the Grey Cells with the relevant information. Input 0 or none if there is nothing recorded in that account or there is no applicable information to report.

Note: Total liabilities and Capital must match total assets for the beginning and end of the year!

Beaver Dam Water Company, Inc.
Annual Report
Water Comparative Income Statement
12/31/17

Water Comparative Income Statement			
Account No.	Calendar Year	Current Year 01/01/2017 - 12/31/2017	Last Year 01/01/2016 - 12/31/2016
	Operating Revenue		
461	Metered Water Revenue	\$384,121	\$352,276
460	Unmetered Water Revenue	5,175	19,015
462	Fire Protection Revenue	0	0
469	Guaranteed Revenues (Surcharges)	0	0
471	Miscellaneous Service Revenues	0	350
474	Other Water Revenue	3,780	2,565
	Total Revenues	\$393,076	\$374,206
	Operating Expenses		
601	Salaries and Wages	\$163,263	\$158,670
604	Employee Pensions and Benefits	0	0
610	Purchased Water	0	0
615	Purchased Power	17,319	19,681
618	Chemicals	0	223
620	Materials and Supplies	0	0
620.1	Repairs and Maintenance	21,045	36,824
620.2	Office Supplies and Expense	5,533	4,956
630	Contractual Services	0	0
631	Contractual Services -Engineering	0	0
632	Contractual Services - Accounting	4,001	4,055
633	Contractual Services - Legal	10	0
634	Contractual Services - Management Fees	0	0
635	Contractual Services - Water Testing	3,491	3,342
636	Contractual Services - Other	7,810	1,047
640	Rents	38,013	39,219
641	Rental of Building/Real Property	0	0
642	Rental of Equipment	0	0
650	Transportation Expenses	11,520	9,082
657	Insurance - General Liability	8,969	12,093
657.1	Insurance - Health and Life	5,920	16,797
665	Regulatory Commission Expense - Rate	0	0
670	Bad Debt Expense	0	0
675	Miscellaneous Expense	8,552	10,347
403	Depreciation Expense (From Schedule AR4)	16,405	21,736
408	Taxes Other Than Income	21,999	16,340
408.11	Property Taxes	19,871	15,219
409	Income Taxes	50	50
427.1	Customer Security Deposit Interest	0	0
	Total Operating Expenses	\$353,771	\$369,681
	Operating Income / (Loss)	\$39,305	\$4,525
	Other Income / (Expense)		
419	Interest and Dividend Income	\$2	\$0
421	Non-Utility Income	0	0
426	Miscellaneous Non-Utility (Expense)	0	0
427	Interest (Expense)	(8,983)	(9,429)
	Total Other Income / (Expense)	(\$8,981)	(\$9,429)
	Net Income / (Loss)	\$30,324	(\$4,904)

Instructions: Fill out the Grey Cells with the relevant information. Input 0 or none if there is nothing recorded in that account or there is no applicable information to report.

Beaver Dam Water Company, Inc.
 Annual Report
 Supplemental Financial Data (Long-Term Debt)
 12/31/17

Supplemental Financial Data (Long-Term Debt)				
	Loan #1	Loan #2	Loan #3	Loan #4
Date Issued	7/25/2005	3/19/2010	1/0/1900	1/0/1900
Source of Loan	WIFA	WIFA	0	0
ACC Decision No.	67577	71415	0	0
Reason for Loan	COMBINE SYS	NEW TANK	0	0
Dollar Amt. Issued	\$170,703	\$104,283	\$0	\$0
Amount Outstanding	\$90,081	\$73,940	\$0	\$0
Date of Maturity	7/1/2025	3/1/1930	1/0/1900	1/0/1900
Interest Rate	6.00%	3.68%	0.00%	0.00%
Current Year Interest	\$5,704	\$2,811	\$0	\$0
Current Year Principal	\$9,110	\$4,694	\$0	\$0

Meter Deposit Balance at Test Year End:	\$13,642
---	----------

Meter Deposits Refunded During the Test Year:	\$452
---	-------

List all bonds, notes, loans, and other types of indebtedness in which the proceeds were used in the provision of public utility service. Indebtedness incurred for personal uses by the owner of the utility should not be listed. Input 0 or none if there is nothing to report for that cell.

Water Utility Plant Description

Name of the System: #1
 ADEQ Public Water System Number: 08-006

WELLS								
ADWR ID No *	Pump Horsepower	Pump Yield (gpm)	Casing Depth (feet)	Casing Diameter (inches)	Pump Motor Type **	Meter Size (inches)	Year Drilled	Arsenic Level (mg/L)
55-607609	7	160	50	12	Submersible	2	1982	0.0000
55-216986	10	125	500	12	Submersible	2	2008	0.0000
55-589874	30	300	544	8	Submersible	4	2002	0.0000
0	0	0	0	0	0	0	0	0.0000
0	0	0	0	0	0	0	0	0.0000
0	0	0	0	0	0	0	0	0.0000
0	0	0	0	0	0	0	0	0.0000
0	0	0	0	0	0	0	0	0.0000
0	0	0	0	0	0	0	0	0.0000
0	0	0	0	0	0	0	0	0.0000
0	0	0	0	0	0	0	0	0.0000
0	0	0	0	0	0	0	0	0.0000
0	0	0	0	0	0	0	0	0.0000
0	0	0	0	0	0	0	0	0.0000
0	0	0	0	0	0	0	0	0.0000
0	0	0	0	0	0	0	0	0.0000
0	0	0	0	0	0	0	0	0.0000
0	0	0	0	0	0	0	0	0.0000

OTHER WATER SOURCES		
Name or Description	Capacity (gpm)	Gallons Purchased or Obtained (in thousands)
none	0	0
none	0	0

BOOSTER PUMPS		
Horsepower	GPM	Quantity
10	120	2
0	0	0
0	0	0
0	0	0

FIRE HYDRANTS	
Type	Quantity
Standard ***	16
Other	0

STORAGE TANKS		
Capacity	Material	Quantity
100,000	Steel	1
60,000	Steel	1
44,000	Steel	1

PRESSURE/BLADDER TANKS	
Capacity	Quantity
250	7
0	0
0	0

Instructions: Fill out the Grey Cells with the relevant information. Input 0 or none if there is nothing recorded in that account or there is no applicable information to report. Copy and paste this sheet as many times as is necessary.

* Arizona Department of Water Resources ("ADWR") well identification number. For example 55-XXXXXX.

** Pump motor type, turbine or submersible.

*** A standard fire hydrant has two 2.5 inch hose connection nozzles with 7.5 threads per inch, and one 4.5 inch pumper connection nozzle with 4 threads per inch.

Water Utility Plant Description (Continued)			CUSTOMER METERS	
MAINS			Size (inches)	Quantity
Sizes (inches)	Material	Length (feet)		
4.00	PVC	6,600	5/8 X 3/4	457
6.00	PVC	1,220	1	3
8.00	PVC	10,500	1.5	1
10.00	PVC	1,110	Turbine 2	1
0.00	NA	0	Turbine 3	1
0.00	NA	0	NA	0
0.00	NA	0	NA	0
0.00	NA	0	NA	0
0.00	NA	0	NA	0
0.00	NA	0	NA	0
0.00	NA	0	NA	0
0.00	NA	0	NA	0
0.00	NA	0	NA	0
0.00	NA	0	NA	0
0.00	NA	0	NA	0
0.00	NA	0	NA	0
0.00	NA	0	NA	0
0.00	NA	0	NA	0
0.00	NA	0	NA	0
0.00	NA	0	NA	0

For the following three items, list the utility owned assets in each category for each system.

TREATMENT EQUIPMENT:	2 - CLORINATORS
STRUCTURES:	1 - PUMP HOUSE 12' X 16' 1 - PUMP HOUSE 8' X 8'
OTHER:	RAPID CONTROLS, LEVEL CONTROLS, ELECTRICAL PROTECTION, SOFT START MOTOR CONTROLS.

Instructions: Fill out the Grey Cells with the relevant information. Input 0 or none if there is nothing recorded in that account or there is no applicable information to report. Copy and paste this sheet as many times as is necessary.

Water Use Data Sheet							
Name of the System:		#1					
ADEQ Public Water System Number:		08-006					
Month	Number of Customers	Gallons Sold (thousands) ¹	Gallons Pumped (thousands) ²	Gallons Purchased (thousands) ³	Estimated Gallons Authorized Use (thousands) ⁴	Purchased Power Expense ⁵	Purchased Power (kWh) ⁶
January	467	1,530	1,559	0	0	\$638	8,126
February	467	1,251	1,277	0	0	579	7,194
March	469	1,475	1,497	0	0	652	6,933
April	468	1,995	2,036	0	0	660	8,171
May	465	1,680	1,680	0	0	827	10,459
June	471	2,124	2,170	0	0	778	9,820
July	475	1,842	1,888	0	0	846	11,300
August	470	2,729	2,786	0	0	942	11,658
September	478	2,283	2,327	0	0	888	11,437
October	479	2,071	2,122	0	0	1,050	10,952
November	476	2,224	2,267	0	0	826	9,459
December	485	1,747	1,783	0	0	1,011	11,189
Totals		22,951	23,392	0	0	\$9,697	116,698

If the system has fire hydrants, what is the fire flow requirements? GPM for hrs.

Does the system have chlorination treatment?

Is the Water Utility located in an ADWR Active Management Area (AMA)?
 If yes, which AMA?

Does the Company have an ADWR Gallons Per Capita Per Day (GPCPD) requirement?
 If yes, provide the GPCPD amount:

If applicable, in the space below please provide a description for all un-metered water use along with amounts:
 None

Instructions: Fill out the Grey Cells with the relevant information. Input 0 or none if there is nothing recorded in that account or there is no applicable information to report.

- 1 Gallons sold - Total gallons from customer meters, and other sold gallons such as Construction water.
- 2 Gallons pumped - Total gallons from pumped sources.
- 3 Gallons purchased - Total gallons purchased from other sources.
- 4 Estimated gallons authorized use - Total estimated gallons from authorized metered or unmetered use. Authorized use such as flushing (mains, services and hydrants) draining/cleaning tanks, process, construction, fire fighting, etc.
- 5 Enter the total purchased power costs for the power meters associated with this system.
- 6 Enter the total purchased kWh used by the power meters associated with this system.

Beaver Dam Water Company, Inc.
 Annual Report
 Utility Shutoffs / Disconnects
 12/31/17

ADEQ System No. :	08-006
-------------------	--------

Utility Shutoffs / Disconnects			
Month	Termination without Notice R14-2-410.B	Termination with Notice R14-2-410.C	Other
January	0	3	0
February	0	5	0
March	0	5	0
April	0	9	0
May	0	5	0
June	0	7	0
July	0	1	0
August	1	5	0
September	1	3	0
October	0	1	0
November	0	5	0
December	0	3	0
Total	2	52	0

Other (description):

0	
---	--

<p>Instructions: Fill out the Grey Cells with the relevant information. Input 0 or none if there is nothing recorded in that account or there is no applicable information to report.</p>
--

Water Utility Plant Description

Name of the System: #2
 ADEQ Public Water System Number: 08-093

WELLS								
ADWR ID No *	Pump Horsepower	Pump Yield (gpm)	Casing Depth (feet)	Casing Diameter (inches)	Pump Motor Type **	Meter Size (inches)	Year Drilled	Arsenic Level (mg/L)
55-551856	125	550	928	20	Turbine	6	1995	0.0000
0	0	0	0	0	0	0	0	0.0000
0	0	0	0	0	0	0	0	0.0000
0	0	0	0	0	0	0	0	0.0000
0	0	0	0	0	0	0	0	0.0000
0	0	0	0	0	0	0	0	0.0000
0	0	0	0	0	0	0	0	0.0000
0	0	0	0	0	0	0	0	0.0000
0	0	0	0	0	0	0	0	0.0000
0	0	0	0	0	0	0	0	0.0000
0	0	0	0	0	0	0	0	0.0000
0	0	0	0	0	0	0	0	0.0000
0	0	0	0	0	0	0	0	0.0000
0	0	0	0	0	0	0	0	0.0000
0	0	0	0	0	0	0	0	0.0000
0	0	0	0	0	0	0	0	0.0000

OTHER WATER SOURCES		
Name or Description	Capacity (gpm)	Gallons Purchased or Obtained (in thousands)
0	0	0
0	0	0

BOOSTER PUMPS		
Horsepower	GPM	Quantity
30	300	2
0	0	0
0	0	0
0	0	0

FIRE HYDRANTS	
Type	Quantity
Standard ***	8
Other	0

STORAGE TANKS		
Capacity	Material	Quantity
60,000	Steel	1
275,000	Steel	1
0	0	0

PRESSURE/BLADDER TANKS	
Capacity	Quantity
0	0
0	0
0	0

Instructions: Fill out the Grey Cells with the relevant information. Input 0 or none if there is nothing recorded in that account or there is no applicable information to report. Copy and paste this sheet as many times as is necessary.

* Arizona Department of Water Resources ("ADWR") well identification number. For example 55-XXXXXX.
 ** Pump motor type, turbine or submersible.

*** A standard fire hydrant has two 2.5 inch hose connection nozzles with 7.5 threads per inch, and one 4.5 inch pumper connection nozzle with 4 threads per inch.

Water Utility Plant Description (Continued)					
MAINS			CUSTOMER METERS		
Sizes (inches)	Material	Length (feet)	Size (inches)	Quantity	
2	0	0	5/8 X 3/4	61	
3	0	0	3/4	1	
4	0	0	1	4	
5	0	0	1 1/2	2	
6	PVC	3,080	Compound 2	0	
8	0	0	Turbine 2	1	
10	PVC	7,000	Compound 3	0	
12	0	0	Turbine 3	0	
0	0	0	Compound 4	0	
0	0	0	Turbine 5	1-Turb 4	
0	0	0	Compound 6	0	
0	0	0	Turbine 6	1	
0	0	0	6+	0	

For the following three items, list the utility owned assets in each category for each system.

TREATMENT EQUIPMENT:	1 - CLORINATOR
-----------------------------	----------------

STRUCTURES:	NONE
--------------------	------

OTHER:	RAPID CONTROLS
---------------	----------------

Instructions: Fill out the Grey Cells with the relevent information. Input 0 or none if there is nothing recorded in that account or there is no applicable information to report. Copy and paste this sheet as many times as is necessary.

Water Use Data Sheet							
Name of the System:		#2					
ADEQ Public Water System Number:		08-093					
Month	Number of Customers	Gallons Sold (thousands) ¹	Gallons Pumped (thousands) ²	Gallons Purchased (thousands) ³	Estimated Gallons Authorized Use (thousands) ⁴	Purchased Power Expense ⁵	Purchased Power (kWh) ⁶
January	71	970	989	0	0	\$721	8,682
February	71	1,178	1,201	0	0	679	7,994
March	71	962	976	0	0	657	7,546
April	71	1,098	1,121	0	0	620	6,800
May	71	891	901	0	0	885	9,301
June	72	1,287	1,311	0	0	196	8,957
July	73	922	935	0	0	780	9,137
August	76	1,405	1,434	0	0	889	11,037
September	75	1,370	1,396	0	0	1,032	12,256
October	74	1,109	1,121	0	0	925	10,921
November	74	1,391	1,408	0	0	783	8,588
December	72	1,405	1,426	0	0	812	9,402
Totals		13,988	14,219	0	0	\$8,979	110,621

If the system has fire hydrants, what is the fire flow requirements? GPM for hrs.

Does the system have chlorination treatment?

Is the Water Utility located in an ADWR Active Management Area (AMA)?
 If yes, which AMA?

Does the Company have an ADWR Gallons Per Capita Per Day (GPCPD) requirement?
 If yes, provide the GPCPD amount:

If applicable, in the space below please provide a description for all un-metered water use along with amounts:
 None

Instructions: Fill out the Grey Cells with the relevent information. Input 0 or none if there is nothing recorded in that account or there is no applicable information to report.

- 1 Gallons sold - Total gallons from customer meters.
- 2 Gallons pumped - Total gallons from pumped sources.
- 3 Gallons purchased - Total gallons purchased from other sources.
- 4 Estimated gallons authorized use - Total estimated gallons from authorized metered or unmetered use. Authorized use such as flushing (mains, services and hydrants) draining/cleaning tanks, process, construction, fire fighting, etc.
- 5 Enter the total purchased power costs for the power meters associated with this system.
- 6 Enter the total purchased kWh used by the power meters associated with this system.

Beaver Dam Water Company, Inc.
 Annual Report
 Utility Shutoffs / Disconnects
 12/31/17

Annual Report

ADEQ System No. :	08-093
-------------------	--------

Utility Shutoffs / Disconnects			
Month	Termination without Notice R14-2-410.B	Termination with Notice R14-2-410.C	Other
January	0	2	0
February	0	2	0
March	0	0	0
April	0	0	0
May	0	0	0
June	0	0	0
July	0	0	0
August	0	0	0
September	0	0	0
October	0	0	0
November	0	0	0
December	0	1	0
Total	0	5	0

Other (description):

0	
---	--

<p>Instructions: Fill out the Grey Cells with the relevant information. Input 0 or none if there is nothing recorded in that account or there is no applicable information to report.</p>
--

Beaver Dam Water Company, Inc.
Annual Report
Property Taxes
12/31/17

Property Taxes	
-----------------------	--

Amount of actual property taxes paid during Calendar Year 2017 was	\$19,871
--	----------

If no property taxes paid, explain why.
0

Instructions: Fill out the Grey Cells with the relevant information. Input 0 or none if there is nothing recorded in that account or there is no applicable information to report.

Verification and Sworn Statement (Taxes)

RECEIVED

Verification: State of Arizona I, the undersigned of the
(state name)

APR 30 2018

County of (county name): Mohave
Name (owner or official) title: G. Robert Frisby, President
Company name: Beaver Dam Water Company, Inc.

ARIZONA CORP COMMISSION
UTILITIES DIVISION - DIRECTOR'S OFFICE


DO SAY THAT THIS ANNUAL UTILITY PROPERTY TAX AND SALES TAX REPORT TO THE ARIZONA CORPORATION COMMISSION.

FOR THE YEAR ENDING: 12/31/17

HAS BEEN PREPARED UNDER MY DIRECTION, FROM THE ORIGINAL BOOKS, PAPERS AND RECORDS OF SAID UTILITY; THAT I HAVE CAREFULLY EXAMINED THE SAME, AND DECLARE THE SAME TO BE A COMPLETE AND CORRECT STATEMENT OF BUSINESS AND AFFAIRS OF SAID UTILITY FOR THE PERIOD COVERED BY THIS REPORT IN RESPECT TO EACH AND EVERY MATTER AND THING SET FORTH, TO THE BEST OF MY KNOWLEDGE, INFORMATION AND BELIEF.

Sworn Statement: I HEREBY ATTEST THAT ALL PROPERTY TAXES FOR SAID COMPANY ARE CURRENT AND PAID IN FULL.

I HEREBY ATTEST THAT ALL SALES TAXES FOR SAID COMPANY ARE CURRENT AND PAID IN FULL.



signature of owner/official

A

telephone no.

SUBSCRIBED AND SWORN TO BEFORE ME A NOTARY PUBLIC
IN AND FOR THE COUNTY



WASHINGTON
(county name)

THIS 24TH DAY OF

APRIL, 2018
(month) and (year)

MY COMMISSION EXPIRES

10-31-2020
(date)



(signature of notary public)

Verification and Sworn Statement

Verification:

State of Arizona I, the undersigned of the
(state name)

County of (county name): Mohave

Name (owner or official) title: G. Robert Frisby, President

Company name: Beaver Dam Water Company, Inc.

RECEIVED

APR 30 2018

DO SAY THAT THIS ANNUAL UTILITY PROPERTY TAX AND SALES TAX REPORT TO THE ARIZONA CORPORATION COMMISSION.

ARIZONA CORP COMMISSION
UTILITIES DIVISION - DIRECTOR'S OFFICE

FOR THE YEAR ENDING: 12/31/17

HAS BEEN PREPARED UNDER MY DIRECTION, FROM THE ORIGINAL BOOKS, PAPERS AND RECORDS OF SAID UTILITY; THAT I HAVE CAREFULLY EXAMINED THE SAME, AND DECLARE THE SAME TO BE A COMPLETE AND CORRECT STATEMENT OF BUSINESS AND AFFAIRS OF SAID UTILITY FOR THE PERIOD COVERED BY THIS REPORT IN RESPECT TO EACH AND EVERY MATTER AND THING SET FORTH, TO THE BEST OF MY KNOWLEDGE, INFORMATION AND BELIEF.

Sworn Statement: IN ACCORDANCE WITH THE REQUIREMENTS OF TITLE 40, ARTICLE 8, SECTION 40-401, ARIZONA REVISED STATUTES, IT IS HEREIN REPORTED THAT THE GROSS OPERATING REVENUE OF SAID UTILITY DERIVED FROM ARIZONA INTRASTATE UTILITY OPERATIONS DURING THE CALENDAR YEAR WAS:

Arizona Intrastate Gross Operating Revenues Only (\$)

\$418,307

(The amount in the box above includes

\$25,231 in sales taxes

billed or collected)

signature of owner/official

0
telephone no.

SUBSCRIBED AND SWORN TO BEFORE ME A NOTARY PUBLIC
IN AND FOR THE COUNTY

WASHINGTON
(county name)

THIS 24 DAY OF APRIL, 2018
(month) and (year)

MY COMMISSION EXPIRES 10-31-2020
(date)


(signature of notary public)

Verification and Sworn Statement (Residential Revenue)

RECEIVED

Verification:

State of Arizona I, the undersigned of the
(state name)

APR 30 2018

County of (county name): G. Robert Frisby, President
Name (owner or official) title: 0
Company name: Beaver Dam Water Company, Inc.

ARIZONA CORP COMMISSION
STATISTICS DIVISION - DIRECTOR'S OFFICE

DO SAY THAT THIS ANNUAL UTILITY PROPERTY TAX AND SALES TAX REPORT TO THE ARIZONA CORPORATION COMMISSION.

FOR THE YEAR ENDING: 12/31/17

HAS BEEN PREPARED UNDER MY DIRECTION, FROM THE ORIGINAL BOOKS, PAPERS AND RECORDS OF SAID UTILITY; THAT I HAVE CAREFULLY EXAMINED THE SAME, AND DECLARE THE SAME TO BE A COMPLETE AND CORRECT STATEMENT OF BUSINESS AND AFFAIRS OF SAID UTILITY FOR THE PERIOD COVERED BY THIS REPORT IN RESPECT TO EACH AND EVERY MATTER AND THING SET FORTH, TO THE BEST OF MY KNOWLEDGE, INFORMATION AND BELIEF.

Sworn Statement: IN ACCORDANCE WITH THE REQUIREMENTS OF TITLE 40, ARTICLE 8, SECTION 40-401, ARIZONA REVISED STATUTES, IT IS HEREIN REPORTED THAT THE GROSS OPERATING REVENUE OF SAID UTILITY DERIVED FROM ARIZONA INTRASTATE UTILITY OPERATIONS RECEIVED FROM RESIDENTIAL CUSTOMERS DURING THE CALENDAR YEAR WAS:

Arizona Intrastate Gross Operating Revenues Only (\$)

\$418,307

(The amount in the box above includes

\$25,231 in sales taxes

billed or collected)

[Handwritten Signature]

signature of owner/official

0

telephone no.

SUBSCRIBED AND SWORN TO BEFORE ME A NOTARY PUBLIC
IN AND FOR THE COUNTY

WASHINGTON
(county name)

THIS

24

DAY OF

APRIL, 2018
(month) and (year)

MY COMMISSION EXPIRES

10-31-2020
(date)



[Handwritten Signature]

(signature of notary public)