

Bev

RECEIVED
UTILITIES DIVISION
2020 APR 20 A 9:02
ARIZONA CORPORATION
COMMISSION

ANNUAL REPORT

Of

Company Name:
PO Box 550

Mailing Address: Littlefield AZ
86432

Docket No.:
For the Year Ended:

WATER UTILITY

To

Arizona Corporation Commission

Due on April 15th

Email: rdelafuente@azcc.gov, mail or deliver the completed Annual Report to:
Arizona Corporation Commission
Compliance Section - Utilities Division
1200 West Washington Street
Phoenix, Arizona 85007

Application Type:
Application Date:

ARIZONA CORPORATION COMMISSION
WATER UTILITY ANNUAL REPORT
Beaver Dam Water Company, Inc.
A Class Utility

For the Calendar Year Ended: 12/31/19

Primary Address:
City: State: Zip Code:

Telephone Number:

Date of Original Organization of Utility:

Person to whom correspondence should be addressed concerning this report:

Name:
Telephone No. :
Address:
City: State: Zip Code:
Email:

Name:
Telephone No. :
Address:
City: State: Zip Code:
Email:

Name:
Telephone No. :
Address:
City: State: Zip Code:
Email:

Name:
Telephone No. :
Address:
City: State: Zip Code:
Email:

Name:
Telephone No. :
Address:
City: State: Zip Code:
Email:

Ownership:

Counties Served:

Important changes during the year
--

No	For those companies not subject to the affiliated interest rules, has there been a change in ownership or direct control during the year?
	If yes, please provide specific details in the box below.
	NA

No	Has the company been notified by any other regulatory authorities during the year, that they are out of compliance?
	If yes, please provide specific details in the box below.
	NA

Utility Plant in Service (Water)							
Account No.	Description	Beginning Year Original Cost	Current Year Additions	Current Year Retirements	Adjusted Original Cost	Accumulated Depreciation	OCLD (OC less AD)
301	Organization	\$20,335	\$0	\$0	\$20,335	\$20,335	\$0
302	Franchises	0	0	0	0	0	0
303	Land and Land Rights	66,096	0	0	66,096	0	66,096
304	Structures and Improvements	6,000	0	0	6,000	6,000	0
305	Collecting & Improving Reservoirs	0	0	0	0	0	0
306	Lake, River, Canal Intakes	0	0	0	0	0	0
307	Wells and Springs	159,275	0	0	159,275	87,586	71,689
308	Infiltration Galleries	0	0	0	0	0	0
309	Supply Mains	0	0	0	0	0	0
310	Power Generation Equipment	0	0	0	0	0	0
311	Pumping Equipment	71,560	0	0	71,560	71,072	488
320	Water Treatment Equipment	0	0	0	0	0	0
320.1	Water Treatment Plants	0	0	0	0	0	0
320.2	Solution Chemical Feeders	0	0	0	0	0	0
320.3	Point-of-Use Treatment Devices	0	0	0	0	0	0
330	Distribution Reservoirs and Standpipes	0	0	0	0	0	0
330.1	Storage Tanks	273,381	0	0	273,381	154,508	118,873
330.2	Pressure Tanks	0	0	0	0	0	0
331	Transmission and Distribution Mains	823,464	0	0	823,464	286,025	537,439
333	Services	0	0	0	0	0	0
334	Meters and Meter Installations	59,173	2,024	0	61,197	37,424	23,773
335	Hydrants	827	0	0	827	204	623
336	Backflow Prevention Devices	0	0	0	0	0	0
339	Other Plant and Misc. Equipment	0	0	0	0	0	0
340	Office Furniture and Equipment	6,500	0	0	6,500	6,500	0
340.1	Computer & Software	7,488	0	0	7,488	5,881	1,607
341	Transportation Equipment	16,100	0	0	16,100	16,100	0
342	Stores Equipment	0	0	0	0	0	0
343	Tools, Shop and Garage Equipment	4,247	0	0	4,247	3,064	1,183
344	Laboratory Equipment	0	0	0	0	0	0
345	Power Operated Equipment	0	0	0	0	0	0
346	Communication Equipment	0	0	0	0	0	0
347	Miscellaneous Equipment	0	0	0	0	0	0
348	Other Tangible Plant	32,396	0	0	32,396	6,804	25,592
	Totals	\$1,546,842	\$2,024	\$0	\$1,548,866	\$701,503	\$847,363

Beaver Dam Water Company, Inc.
Annual Report
Depreciation Expense for the Current Year (Water)
12/31/19

Depreciation Expense for the Current Year (Water)									
Account No.	Description	Beginning Year Original Cost	Current Year Additions	Current Year Retirements	Adjusted Original Cost	Fully Depreciated/Non-depreciable Plant	Depreciable Plant	Depreciation Percentages	Depreciation Expense
301	Organization	\$20,335	\$0	\$0	\$20,335	\$20,335	\$0	5.00%	\$0
302	Franchises	0	0	0	0	0	0	0.00%	0
303	Land and Land Rights	66,096	0	0	66,096	66,096	0	0.00%	0
304	Structures and Improvements	6,000	0	0	6,000	6,000	0	3.33%	0
305	Collecting & Improving Reservoirs	0	0	0	0	0	0	0.00%	0
306	Lake, River, Canal Intakes	0	0	0	0	0	0	0.00%	0
307	Wells and Springs	159,275	0	0	159,275	7,894	151,381	3.33%	5,041
308	Infiltration Galleries	0	0	0	0	0	0	0.00%	0
309	Supply Mains	0	0	0	0	0	0	0.00%	0
310	Power Generation Equipment	0	0	0	0	0	0	0.00%	0
311	Pumping Equipment	71,560	0	0	71,560	64,816	6,744	12.50%	843
320	Water Treatment Equipment	0	0	0	0	0	0	0.00%	0
320.1	Water Treatment Plants	0	0	0	0	0	0	0.00%	0
320.2	Solution Chemical Feeders	0	0	0	0	0	0	0.00%	0
320.3	Point-of-Use Treatment Devices	0	0	0	0	0	0	0.00%	0
330	Distribution Reservoirs and Standpipes	0	0	0	0	0	0	0.00%	0
330.1	Storage Tanks	273,381	0	0	273,381	86,805	186,576	2.22%	4,142
330.2	Pressure Tanks	0	0	0	0	0	0	0.00%	0
331	Transmission and Distribution Mains	823,464	0	0	823,464	28,577	794,887	2.00%	15,898
333	Services	0	0	0	0	0	0	0.00%	0
334	Meters and Meter Installations	59,173	2,024	0	61,197	11,587	49,610	8.33%	4,048
335	Hydrants	827	0	0	827	0	827	2.00%	17
336	Backflow Prevention Devices	0	0	0	0	0	0	0.00%	0
339	Other Plant and Misc. Equipment	0	0	0	0	0	0	0.00%	0
340	Office Furniture and Equipment	6,500	0	0	6,500	6,500	0	6.67%	0
340.1	Computer & Software	7,488	0	0	7,488	5,190	2,298	20.00%	460
341	Transportation Equipment	16,100	0	0	16,100	16,100	0	20.00%	0
342	Stores Equipment	0	0	0	0	0	0	0.00%	0
343	Tools, Shop and Garage Equipment	4,247	0	0	4,247	2,000	2,247	5.00%	112
344	Laboratory Equipment	0	0	0	0	0	0	0.00%	0
345	Power Operated Equipment	0	0	0	0	0	0	0.00%	0
346	Communication Equipment	0	0	0	0	0	0	0.00%	0
347	Miscellaneous Equipment	0	0	0	0	0	0	0.00%	0
348	Other Tangible Plant	32,396	0	0	32,396	0	32,396	2.00%	648
	Subtotal	\$1,546,842	\$2,024	\$0	\$1,548,866	\$321,900	\$1,226,966		\$31,208

Contribution(s) in Aid of Construction (Gross)	\$677,631	
Less: Non Amortizable Contribution(s)	0	
Fully Amortized Contribution(s)	0	
Amortizable Contribution(s)	\$677,631	
Times: Proposed Amortization Rate	2.54%	
Amortization of CIAC	\$14,683	(Specific Amortization)
Less: Amortization of CIAC	\$14,683	
DEPRECIATION EXPENSE	\$16,525	

Beaver Dam Water Company, Inc.
 Annual Report
 Balance Sheet Assets
 12/31/19

Balance Sheet Assets				
	Assets		Balance at Beginning of Year (2019)	Balance at End of Year (2019)
Account No.	Current and Accrued Assets			
131	Cash		\$4,145	(\$2,899)
134	Working Funds		0	0
135	Temporary Cash Investments		0	0
141	Customer Accounts Receivable		0	0
146	Notes Receivable from Associated Companies		0	0
151	Plant Material and Supplies		0	0
162	Prepayments		0	0
174	Miscellaneous Current and Accrued Assets		24,861	25,483
	Total Current and Accrued Assets		\$29,006	\$22,584
Account No.	Fixed Assets			
101	Utility Plant in Service*		\$1,546,842	\$1,548,866
103	Property Held for Future Use		0	0
105	Construction Work in Progress		0	0
108	Accumulated Depreciation (enter as negative)*		(670,296)	(701,503)
121	Non-Utility Property		0	0
122	Accumulated Depreciation - Non Utility		0	0
	Total Fixed Assets		\$876,546	\$847,363
	Total Assets		\$905,552	\$869,947

*Note these items feed automatically from AR3 UPIS Page 4

Beaver Dam Water Company, Inc.
Annual Report
Balance Sheet Liabilities and Owners Equity

Balance Sheet Liabilities and Owners Equity				
	Liabilities		Balance at Beginning of Year (2019)	Balance at End of Year (2019)
Account No.	Current Liabilities			
231	Accounts Payable		\$0	\$0
232	Notes Payable (Current Portion)		22,320	22,320
234	Notes Payable to Associated Companies		0	0
235	Customer Deposits		13,641	14,726
236	Accrued Taxes		2,631	2,497
237	Accrued Interest		2,492	3,113
242	Miscellaneous Current and Accrued Liabilities		422	808
	Total Current Liabilities		\$41,506	\$43,464
	Long Term Debt			
224	Long Term Debt (Notes and Bonds)		\$127,158	\$111,838
	Deferred Credits			
251	Unamortized Premium on Debt		\$0	\$0
252	Advances in Aid of Construction		77,071	77,071
255	Accumulated Deferred Investment Tax Credits		0	0
271	Contributions in Aid of Construction		677,631	677,631
272	Less: Amortization of Contributions		(164,486)	(179,169)
281	Accumulated Deferred Income Tax		0	0
	Total Deferred Credits		\$590,216	\$575,533
	Total Liabilities		\$758,880	\$730,835
	Capital Accounts			
201	Common Stock Issued		\$172,204	\$172,204
211	Other Paid-In Capital		222,063	222,063
215	Retained Earnings		(247,595)	(255,155)
218	Proprietary Capital (Sole Props and Partnerships)		0	0
	Total Capital		\$146,672	\$139,112
	Total Liabilities and Capital		\$905,552	\$869,947

Note: Total liabilities and Capital must match total assets for the beginning and end of the year!

Beaver Dam Water Company, Inc.
Annual Report
Water Comparative Income Statement
12/31/19

Water Comparative Income Statement			
Account No.	Calendar Year	Current Year 01/01/2019 - 12/31/2019	Last Year 01/01/2018 - 12/31/2018
	Operating Revenue		
461	Metered Water Revenue	\$390,589	\$404,536
460	Unmetered Water Revenue	0	4,469
462	Fire Protection Revenue	14,236	0
469	Guaranteed Revenues (Surcharges)	0	0
471	Miscellaneous Service Revenues	28,809	0
474	Other Water Revenue	0	0
	Total Revenues	\$433,634	\$409,005
	Operating Expenses		
601	Salaries and Wages	\$177,871	\$165,231
604	Employee Pensions and Benefits	0	0
610	Purchased Water	0	0
615	Purchased Power	22,270	20,871
618	Chemicals	6,756	2,504
620	Materials and Supplies	0	0
620.1	Repairs and Maintenance	35,346	46,174
620.2	Office Supplies and Expense	7,038	5,307
630	Contractual Services	0	0
631	Contractual Services - Engineering	0	0
632	Contractual Services - Accounting	4,405	4,575
633	Contractual Services - Legal	0	0
634	Contractual Services - Management Fees	0	0
635	Contractual Services - Water Testing	5,381	5,213
636	Contractual Services - Other	22,433	9,898
640	Rents	0	0
641	Rental of Building/Real Property	16,080	16,080
642	Rental of Equipment	21,600	30,290
650	Transportation Expenses	10,144	9,717
657	Insurance - General Liability	11,900	10,485
657.1	Insurance - Health and Life	26,060	15,890
665	Regulatory Commission Expense - Rate	0	0
670	Bad Debt Expense	0	0
675	Miscellaneous Expense	11,250	13,322
403	Depreciation Expense (From Schedule AR4)	16,525	16,722
408	Taxes Other Than Income	23,571	25,471
408.11	Property Taxes	15,062	21,394
409	Income Taxes	50	50
427.1	Customer Security Deposit Interest	0	0
	Total Operating Expenses	\$433,742	\$419,194
	Operating Income / (Loss)	(\$108)	(\$10,189)
	Other Income / (Expense)		
419	Interest and Dividend Income	\$2	\$3
421	Non-Utility Income	0	0
426	Miscellaneous Non-Utility (Expense)	0	0
427	Interest (Expense)	(7,454)	(7,782)
	Total Other Income / (Expense)	(\$7,452)	(\$7,779)
	Net Income / (Loss)	(\$7,560)	(\$17,968)

Beaver Dam Water Company, Inc.
Annual Report
Full time equivalent employees
12/31/19

Full time equivalent employees

	Direct Company	Allocated	Outside service	Total
President	1.0	0.0	0.0	1.0
Vice-president	0.0	0.0	0.0	0.0
Manager	0.0	0.0	0.0	0.0
Engineering Staff	0.0	0.0	0.0	0.0
System Operator(s)	1.0	0.0	1.0	2.0
Meter reader	0.0	0.0	0.0	0.0
Customer Service	1.0	0.0	0.0	1.0
Accounting	0.0	0.0	0.0	0.0
Business Office	1.0	0.0	0.0	1.0
Rates Department	0.0	0.0	0.0	0.0
Administrative Staff	1.0	0.0	0.0	1.0
Other	0.0	0.0	0.0	0.0
Total	5.0	0.0	1.0	6.0

Beaver Dam Water Company, Inc.
 Annual Report
 Supplemental Financial Data (Long-Term Debt)
 12/31/19

Supplemental Financial Data (Long-Term Debt)				
	Loan #1	Loan #2	Loan #3	Loan #4
Date Issued	7/25/2005	3/19/2010	1/0/1900	1/0/1900
Source of Loan	WIFA	WIFA	0	0
ACC Decision No.	67577	71415	0	0
Reason for Loan	COMBINE SYS	NEW TANK	0	0
Dollar Amt. Issued	\$170,703	\$104,283	\$0	\$0
Amount Outstanding	\$70,138	\$64,019	\$0	\$0
Date of Maturity	7/1/2025	3/1/1930	1/0/1900	1/0/1900
Interest Rate	6.00%	3.68%	0.00%	0.00%
Current Year Interest	\$4,545	\$2,454	\$0	\$0
Current Year Principal	\$10,269	\$5,051	\$0	\$0

Meter Deposit Balance at Test Year End:	\$14,726
---	----------

Meter Deposits Refunded During the Test Year:	\$0
---	-----

List all bonds, notes, loans, and other types of indebtedness in which the proceeds were used in the provision of public utility service. Indebtedness incurred for personal uses by the owner of the utility should not be listed. Input 0 or none if there is nothing to report for that cell.

Well and Water Usage											
Name of the System:		BEAVER DAM WC - SYSTEM 1									
ADEQ Public Water System Number:		AZ0408006									
ADWR PCC Number:		91-000310.0000									
Well registry 55# (55-XXXXXX):	Pump Horsepower	Pump Yield (gpm)	Casing Depth (feet)	Casing Diameter (inches)	Pump Motor Type **	Year Drilled	Water level 2010	Water level 2019	Meter Size (inches)	How measured:	Active
55-607609	7	160	50	12	SUBMIRSIBLE	1982	102	103	2	METERED	Yes
55-216986	10	125	500	12	SUBMIRSIBLE	2008	248	240	2	METERED	Yes
55-589874	30	300	544	8	SUBMIRSIBLE	2002	220	218	4	METERED	Yes
0	0	0	0	0	0	0	0	0	0	N/A	N/A
0	0	0	0	0	0	0	0	0	0	N/A	N/A
0	0	0	0	0	0	0	0	0	0	N/A	N/A
0	0	0	0	0	0	0	0	0	0	N/A	N/A
0	0	0	0	0	0	0	0	0	0	N/A	N/A
0	0	0	0	0	0	0	0	0	0	N/A	N/A
0	0	0	0	0	0	0	0	0	0	N/A	N/A
0	0	0	0	0	0	0	0	0	0	N/A	N/A
0	0	0	0	0	0	0	0	0	0	N/A	N/A
0	0	0	0	0	0	0	0	0	0	N/A	N/A
0	0	0	0	0	0	0	0	0	0	N/A	N/A
0	0	0	0	0	0	0	0	0	0	N/A	N/A
0	0	0	0	0	0	0	0	0	0	N/A	N/A
0	0	0	0	0	0	0	0	0	0	N/A	N/A
0	0	0	0	0	0	0	0	0	0	N/A	N/A
0	0	0	0	0	0	0	0	0	0	N/A	N/A
0	0	0	0	0	0	0	0	0	0	N/A	N/A

Name of system water delivered to:	BEAVER DAM WC - SYSTEM 1	
ADWR PCC Number:	91-000310.0000	
Source of water delivered to another system	NA	
Name of system water received from:	NA	
ADWR PCC Number:	#N/A	
Source of water received	NA	
Well registry 55# (55-XXXXXX):	0	

Month	Water withdrawn (gallons) ¹	Water sold (gallons) ²	Water delivered (sold) to other systems (gallons) ³	Water received (purchased) from other systems (gallons) ⁴	Estimated authorized use (gallons) ⁵	Purchased Power Expense ⁶	Purchased Power (kWh) ⁷
January	1,754,779.00	1,711,980.00	0.00	0.00	NA	\$838	9,704
February	2,156,838.00	2,094,940.00	0.00	0.00	NA	831	9,724
March	1,647,955.00	1,610,905.00	0.00	0.00	NA	795	8,098
April	1,486,177.00	1,449,929.00	0.00	0.00	NA	1,054	11,676
May	2,188,891.00	2,135,503.00	0.00	0.00	NA	858	8,826
June	1,874,721.00	1,811,325.00	0.00	0.00	NA	1,084	13,144
July	2,013,456.00	1,936,016.00	0.00	0.00	NA	1,040	12,671
August	2,439,080.00	2,354,325.00	0.00	0.00	NA	995	11,813
September	2,094,978.00	2,030,018.00	0.00	0.00	NA	980	11,614
October	2,335,535.00	2,267,510.00	0.00	0.00	NA	924	10,628
November	1,984,483.00	1,934,194.00	0.00	0.00	NA	889	10,409
December	1,638,109.00	1,596,598.00	0.00	0.00	NA	862	9,732
Totals	23,615,002.00	22,933,243.00	0.00	0.00	0.00	\$11,170	128,039

If applicable, in the space below please provide a description for all un-metered water use along with amounts:
 N/A

1 Water withdrawn - Total gallons of water withdrawn from pumped sources.
 2 Water sold - Total gallons from customer meters, and other sales such as construction water.
 3 Water delivered (sold) to other systems - Total gallons of water delivered to other systems.
 4 Water received (purchased) from other systems - Total gallons of water purchased/received from other systems.
 5 Estimated authorized use - Total estimated gallons from authorized metered or unmetered use. Authorized uses such as flushing (mains, services and hydrants) draining/cleaning tanks, process, construction, fire fighting, etc. Non-authorized use (real losses) are service line breaks and leaks, water main breaks, meter inaccuracies and theft.
 6 Enter the total purchased power costs for the power meters associated with this system.
 7 Enter the total purchased kWh used by the power meters associated with this system.

Water Utility Plant Description (Continued)

For the following three items, list the utility owned assets in each category for each system.

TREATMENT EQUIPMENT:	2 - CLORINATORS
STRUCTURES:	1 - PUMP HOUSE 12' X 16' 1 - PUMP HOUSE 8' X 8'
OTHER:	RAPID CONTROLS, LEVEL CONTROLS, ELECTRICAL PROTECTION, SOFT START MOTOR CONTROLS

Provide a calculation used to determine the value of one water equivalent residential connection (ERC).

Use one of the following methods:

- (a) If actual flow data are available from the preceding 12 months, divide the total annual single family residence (SFR) gallons sold by the average number of single family residence customers for the same period and divide the result by 365
- (b) If no historical flow data are available, use:
 $ERC = (\text{Total SFR gallons sold (Omit 000)} / 365 \text{ days} / 350 \text{ gallons per day})$

ERC 45,233
 Method used: (a)

Customer and Other Information	
Name of the System:	BEAVER DAM WC - SYSTEM 1
ADEQ Public Water System Number:	AZ0408006
ADWR PCC Number:	91-000310.0000

Month	Number of Customers				Other Non-Residential
	Single-Family	Multi-Family	Commercial	Turf/Irrigation	
January	495	0	5	NA	NA
February	493	0	5	NA	NA
March	503	0	5	NA	NA
April	498	0	5	NA	NA
May	503	0	5	NA	NA
June	499	0	5	NA	NA
July	499	0	5	NA	NA
August	501	0	5	NA	NA
September	500	0	5	NA	NA
October	501	0	5	NA	NA
November	505	0	5	NA	NA
December	507	0	5	NA	NA

If the system has fire hydrants, what is the fire flow requirements? GPM for hrs.

Does the system have chlorination treatment?

Does the Company have an ADWR Gallons Per Capita Per Day (GPCPD) requirement?
 If yes, provide the GPCPD amount:

Is the Water Utility located in an ADWR Active Management Area (AMA)?
 If yes, which AMA?

What is the present system connection capacity (in ERCs *) using existing lines?

What is the future system connection capacity (in ERCs *) upon service area buildout?

Describe any plans and estimated completion dates for any enlargements or improvements of this system.

The Company has approximately 10,000 acres within service area. There are several landowners waiting for economic demand for housing. We currently have from ADWR 9,600 AF allotted for in a Designated Water Supplier (DWS)

* an ERC is based on the calculation on the bottom of AR9 page 12.

Beaver Dam Water Company, Inc.
 Annual Report
 Utility Shutoffs / Disconnects
 12/31/19

Utility Shutoffs / Disconnects	
Name of the System:	BEAVER DAM WC - SYSTEM I
ADEQ Public Water System Number:	AZ0408006
ADWR PCC Number:	91-000310.0000

Month	Termination without Notice R14-2-410.B	Termination with Notice R14-2-410.C	Other
January	0	9	0
February	0	8	0
March	0	3	0
April	3	9	0
May	1	5	0
June	2	6	0
July	0	6	0
August	0	5	0
September	0	8	0
October	1	4	0
November	1	6	0
December	1	5	0
Total	9	74	0

Other (description):

NA

Instructions: Fill out the Grey Cells with the relevant information. Input 0 or none if there is nothing recorded in that account or there is no applicable information to report.

Water Utility Plant Description (Continued)

For the following three items, list the utility owned assets in each category for each system.

TREATMENT EQUIPMENT:	1 - CLORINATOR
STRUCTURES:	NONE
OTHER:	RAPID CONTROLS

Provide a calculation used to determine the value of one water equivalent residential connection (ERC).

Use one of the following methods:

- (a) If actual flow data are available from the preceding 12 months, divide the total annual single family residence (SFR) gallons sold by the average number of single family residence customers for the same period and divide the result by 365 days.
- (b) If no historical flow data are available, use:
 $ERC = (\text{Total SFR gallons sold (Omit 000)} / 365 \text{ days} / 350 \text{ gallons per day})$

ERC

54,776

 Method used:

(a)

Customer and Other Information	
Name of the System:	BEAVER DAM WC - SYSTEM 2
ADEQ Public Water System Number:	AZ0408093
ADWR PCC Number:	91-000861.0000

Month	Number of Customers				Other Non-Residential
	Single-Family	Multi-Family	Commercial	Turf/Irrigation	
January	80	0	10	0	0
February	78	0	10	0	0
March	79	0	10	0	0
April	76	0	10	0	0
May	76	0	10	0	0
June	75	0	10	0	0
July	77	0	10	0	0
August	78	0	10	0	0
September	78	0	10	0	0
October	79	0	10	0	0
November	78	0	10	0	0
December	78	0	10	0	0

If the system has fire hydrants, what is the fire flow requirements? GPM for hrs.

Does the system have chlorination treatment?

Does the Company have an ADWR Gallons Per Capita Per Day (GCPCPD) requirement?

If yes, provide the GCPCPD amount:

Is the Water Utility located in an ADWR Active Management Area (AMA)?

If yes, which AMA?

What is the present system connection capacity (in ERCs *) using existing lines?

What is the future system connection capacity (in ERCs *) upon service area buildout?

Describe any plans and estimated completion dates for any enlargements or improvements of this system.

The Company has approximately 10,000 acres within service area. There are several landowners waiting for economic demand for housing. We currently have from ADWR 9,600 AF allotted for in a Designated Water Supplier (DWS)

* an ERC is based on the calculation on the bottom of AR9 page 12b.

Beaver Dam Water Company, Inc.
 Annual Report
 Utility Shutoffs / Disconnects
 12/31/19

Utility Shutoffs / Disconnects	
Name of the System:	BEAVER DAM WC - SYSTEM 2
ADEQ Public Water System Number:	AZ0408093
ADWR PCC Number:	91-000861.0000

Month	Termination without Notice R14-2-410.B	Termination with Notice R14-2-410.C	Other
January	0	3	0
February	0	3	0
March	0	0	0
April	0	2	0
May	0	0	0
June	0	0	0
July	0	1	0
August	0	1	0
September	0	1	0
October	0	4	0
November	0	3	0
December	1	1	0
Total	1	19	0

Other (description):

NA

Instructions: Fill out the Grey Cells with the relevant information. Input 0 or none if there is nothing recorded in that account or there is no applicable information to report.

Beaver Dam Water Company, Inc.
Annual Report
Property Taxes
12/31/19

Property Taxes	
Amount of actual property taxes paid during Calendar Year 2019 was	\$15,062

If no property taxes paid, explain why.

NA

Instructions: Fill out the Grey Cells with the relevant information. Input 0 or none if there is nothing recorded in that account or there is no applicable information to report.

Verification and Sworn Statement (Taxes)

Verification: State of Arizona I, the undersigned of the
(state name)

County of (county name): Mohave
Name (owner or official) title: G. ROBERT FRISBY, PRESIDENT
Company name: Beaver Dam Water Company, Inc.


DO SAY THAT THIS ANNUAL UTILITY PROPERTY TAX AND SALES TAX REPORT TO THE ARIZONA CORPORATION COMMISSION.

FOR THE YEAR ENDING: 12/31/19

HAS BEEN PREPARED UNDER MY DIRECTION, FROM THE ORIGINAL BOOKS, PAPERS AND RECORDS OF SAID UTILITY; THAT I HAVE CAREFULLY EXAMINED THE SAME, AND DECLARE THE SAME TO BE A COMPLETE AND CORRECT STATEMENT OF BUSINESS AND AFFAIRS OF SAID UTILITY FOR THE PERIOD COVERED BY THIS REPORT IN RESPECT TO EACH AND EVERY MATTER AND THING SET FORTH, TO THE BEST OF MY KNOWLEDGE, INFORMATION AND BELIEF.

Sworn Statement: I HEREBY ATTEST THAT ALL PROPERTY TAXES FOR SAID COMPANY ARE CURRENT AND PAID IN FULL.

I HEREBY ATTEST THAT ALL SALES TAXES FOR SAID COMPANY ARE CURRENT AND PAID IN FULL.


signature of owner/official

928-347-5000
telephone no.

SUBSCRIBED AND SWORN TO BEFORE ME A NOTARY PUBLIC
IN AND FOR THE COUNTY

Washington, UT
(county name)

THIS 14 DAY OF

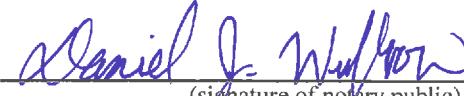
April 2020
(month) and (year)

MY COMMISSION EXPIRES

10-21 10-01-2022
(date)

RECEIVED
UTILITIES DIVISION
2020 APR 20 A 9:03
ARIZONA CORPORATION COMMISSION




(signature of notary public)

Verification and Sworn Statement

Verification:

State of Arizona I, the undersigned of the
(state name)
County of (county name): Mohave
Name (owner or official) title: G. ROBERT FRISBY, PRESIDENT
Company name: Beaver Dam Water Company, Inc.

DO SAY THAT THIS ANNUAL UTILITY PROPERTY TAX AND SALES TAX REPORT TO THE ARIZONA CORPORATION COMMISSION.

FOR THE YEAR ENDING: 12/31/19

HAS BEEN PREPARED UNDER MY DIRECTION, FROM THE ORIGINAL BOOKS, PAPERS AND RECORDS OF SAID UTILITY; THAT I HAVE CAREFULLY EXAMINED THE SAME, AND DECLARE THE SAME TO BE A COMPLETE AND CORRECT STATEMENT OF BUSINESS AND AFFAIRS OF SAID UTILITY FOR THE PERIOD COVERED BY THIS REPORT IN RESPECT TO EACH AND EVERY MATTER AND THING SET FORTH, TO THE BEST OF MY KNOWLEDGE, INFORMATION AND BELIEF.

Sworn Statement: IN ACCORDANCE WITH THE REQUIREMENTS OF TITLE 40, ARTICLE 8, SECTION 40-401, ARIZONA REVISED STATUTES, IT IS HEREIN REPORTED THAT THE GROSS OPERATING REVENUE OF SAID UTILITY DERIVED FROM ARIZONA INTRASTATE UTILITY OPERATIONS DURING THE CALENDAR YEAR WAS:

RECEIVED
UTILITIES DIVISION
2020 APR 20 A 9:02
ARIZONA CORPORATION
COMMISSION

Arizona Intrastate Gross Operating Revenues Only (\$)
\$460,421
(The amount in the box above includes
\$26,787 in sales taxes
billed or collected)

signature of owner/official

928-347-5000


telephone no.

SUBSCRIBED AND SWORN TO BEFORE ME A NOTARY PUBLIC
IN AND FOR THE COUNTY

Washington, UT
(county name)

THIS 14 DAY OF April 2020
(month) and (year)

MY COMMISSION EXPIRES 10-01-2022
(date)



Daniel J. Wybrow
(signature of notary public)

Verification and Sworn Statement (Residential Revenue)

Verification:

State of Arizona I, the undersigned of the
(state name)

County of (county name): Mohave
Name (owner or official) title: G. ROBERT FRISBY, PRESIDENT
Company name: Beaver Dam Water Company, Inc.

DO SAY THAT THIS ANNUAL UTILITY PROPERTY TAX AND SALES TAX REPORT TO THE ARIZONA CORPORATION COMMISSION.

FOR THE YEAR ENDING: 12/31/19

HAS BEEN PREPARED UNDER MY DIRECTION, FROM THE ORIGINAL BOOKS, PAPERS AND RECORDS OF SAID UTILITY; THAT I HAVE CAREFULLY EXAMINED THE SAME, AND DECLARE THE SAME TO BE A COMPLETE AND CORRECT STATEMENT OF BUSINESS AND AFFAIRS OF SAID UTILITY FOR THE PERIOD COVERED BY THIS REPORT IN RESPECT TO EACH AND EVERY MATTER AND THING SET FORTH, TO THE BEST OF MY KNOWLEDGE, INFORMATION AND BELIEF.


Sworn Statement:

IN ACCORDANCE WITH THE REQUIREMENTS OF TITLE 40, ARTICLE 8, SECTION 40-401, ARIZONA REVISED STATUTES, IT IS HEREIN REPORTED THAT THE GROSS OPERATING REVENUE OF SAID UTILITY DERIVED FROM ARIZONA INTRASTATE UTILITY OPERATIONS RECEIVED FROM RESIDENTIAL CUSTOMERS DURING THE CALENDAR YEAR WAS:

Arizona Intrastate Gross Operating Revenues Only (\$)

\$460,421
(The amount in the box above includes
\$26,787 in sales taxes
billed or collected)

RECEIVED
UTILITIES DIVISION
2020 APR 20 A 9 02
ARIZONA CORPORATION
COMMISSION



signature of owner/official

928-347-5000
telephone no.

SUBSCRIBED AND SWORN TO BEFORE ME A NOTARY PUBLIC
IN AND FOR THE COUNTY

Washington, UT
(county name)

THIS

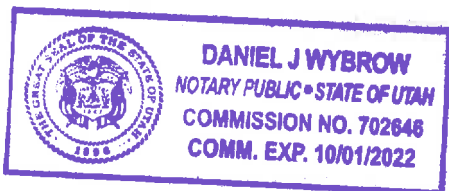
14

DAY OF

April 2020
(month) and (year)

MY COMMISSION EXPIRES

10-01-2022
(date)



Daniel J. Wybrow
(signature of notary public)

Beaver Dam Water Company, Inc.
Annual Report
Full Gross-up Method for Income Tax Statement of Certification
12/31/19

Full Gross-up Method for Income Tax Statement of Certification

Verification:

State of Arizona I, the undersigned of the
(state name)

County of (county name): Mohave
Name (owner or official) title: G. ROBERT FRISBY, PRESIDENT
Company name: Beaver Dam Water Company, Inc.

FOR THE YEAR ENDING: 12/31/19

Sworn Statement:

IN ACCORDANCE WITH THE REQUIREMENTS OF DECISION NO. 77084, BECAUSE THE UTILITY REQUIRES THE GROSS UP OF ADVANCES AND CONTRIBUTIONS, I HEREBY STATE THAT THE UTILITY HAS NOT INCURRED NOR IS EXPECTED TO INCUR A NET INCREASE IN CURRENT INCOME TAX EXPENSE OR A DECREASE IN DEFERRED TAX ASSET FOR A CARRY FORWARD ACCORDING TO GAAP IN AN AMOUNT EQUAL TO OR GREATER THAN THE AMOUNT OF THE REQUIRED GROSS UP PAID BY DEVELOPERS IN THE PERIOD COVERED BY THIS ANNUAL REPORT.


signature of owner/official

928-347-5000
telephone no.

RECEIVED
UTILITIES DIVISION
2020 APR 20 A 9:02
ARIZONA CORPORATION
COMMISSION

SUBSCRIBED AND SWORN TO BEFORE ME A NOTARY PUBLIC
IN AND FOR THE COUNTY

Washington, UT
(county name)

THIS

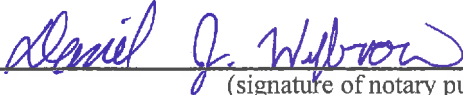
14

DAY OF

April 2020
(month) and (year)

MY COMMISSION EXPIRES

10-01-2022
(date)


(signature of notary public)