

**ANNUAL REPORT**

Of

Company Name: Beaver Valley Water Company, Inc.  
PO Box 550

Mailing Address: Littlefield AZ  
86432

Docket No.: W-02015A  
For the Year Ended: 12/31/17

RECEIVED

MAY 15 2018

ARIZONA CORP COMMISSION  
UTILITIES DIVISION - DIRECTOR'S OFFICE

**WATER UTILITY**

To

Arizona Corporation Commission

**Due on April 15th**

Email: rdelafuente@azcc.gov, mail or deliver the completed Annual Report to:  
Arizona Corporation Commission  
Compliance Section - Utilities Division  
1200 West Washington Street  
Phoenix, Arizona 85007

Application Type: Original Filing

Application Date: 5/14/2018

ARIZONA CORPORATION COMMISSION  
WATER UTILITY ANNUAL REPORT  
Beaver Valley Water Company, Inc.  
A Class  Utility

1. For the Calendar Year Ended: 12/31/17

2. Address: 

302 West Willis Street Suite 203					
City:	Prescott	State:	Arizona	Zip Code:	86301

3. Telephone Number:

4. Date of Original Organization of Utility:

5. Person to whom correspondence should be addressed concerning this report:

Name:   
Telephone No. :   
Address:   
City:  State:  Zip Code:   
Email:

6. On-Site Manager:

Name:   
Telephone No. :   
Address:   
City:  State:  Zip Code:   
Email:

7. Ownership:

8. Counties Served:

Beaver Valley Water Company, Inc.  
 Annual Report  
 Utility Plant in Service (Water)  
 12/31/17

Utility Plant in Service (Water)							
Account No.	Description	Beginning Year Original Cost	Current Year Additions	Current Year Retirements	Adjusted Original Cost	Accumulated Depreciation	OCLD (OC less AD)
301	Organization	\$0	\$0	\$0	\$0	\$0	\$0
302	Franchises	\$0	\$0	\$0	0	\$0	0
303	Land and Land Rights	\$0	\$0	\$0	0	\$0	0
304	Structures and Improvements	\$0	\$0	\$0	0	\$0	0
305	Collecting & Improving Reservoirs	\$0	\$0	\$0	0	\$0	0
306	Lake, River, Canal Intakes	\$0	\$0	\$0	0	\$0	0
307	Wells and Springs	10,000	0	0	10,000	5,694	4,306
308	Infiltration Galleries	0	0	0	0	0	0
309	Supply Mains	0	0	0	0	0	0
310	Power Generation Equipment	0	0	0	0	0	0
311	Pumping Equipment	2,500	0	0	2,500	2,500	0
320	Water Treatment Equipment	0	0	0	0	0	0
320.1	Water Treatment Plants	5,000	0	0	5,000	2,861	2,139
320.2	Solution Chemical Feeders	0	0	0	0	0	0
320.3	Point-of-Use Treatment Devices	0	0	0	0	0	0
330	Distribution Reservoirs and Standpipes	0	0	0	0	0	0
330.1	Storage Tanks	0	0	0	0	0	0
330.2	Pressure Tanks	0	0	0	0	0	0
331	Transmission and Distribution Mains	2,500	0	0	2,500	858	1,642
333	Services	0	0	0	0	0	0
334	Meters and Meter Installations	1,500	0	0	1,500	1,500	0
335	Hydrants	0	0	0	0	0	0
336	Backflow Prevention Devices	750	0	0	750	750	0
339	Other Plant and Misc. Equipment	0	0	0	0	0	0
340	Office Furniture and Equipment	0	0	0	0	0	0
340.1	Computer & Software	0	0	0	0	0	0
341	Transportation Equipment	0	0	0	0	0	0
342	Stores Equipment	0	0	0	0	0	0
343	Tools, Shop and Garage Equipment	0	0	0	0	0	0
344	Laboratory Equipment	0	0	0	0	0	0
345	Power Operated Equipment	0	0	0	0	0	0
346	Communication Equipment	0	0	0	0	0	0
347	Miscellaneous Equipment	0	0	0	0	0	0
348	Other Tangible Plant	0	0	0	0	0	0
	<b>Totals</b>	<b>\$22,250</b>	<b>\$0</b>	<b>\$0</b>	<b>\$22,250</b>	<b>\$14,163</b>	<b>\$8,087</b>

Instructions: Fill out the Grey Cells with the relevant information. Input 0 or none if there is nothing recorded in that account or there is no applicable information to report.

Beaver Valley Water Company, Inc.  
 Annual Report  
 Depreciation Expense for the Current Year (Water)  
 12/31/17

Depreciation Expense for the Current Year (Water)								
Account No.	Description	Beginning Year Original Cost	Current Year Additions	Current Year Retirements	Adjusted Original Cost	Fully Depreciated/Non-depreciable Plant	Depreciation Percentages	Depreciation Expense
301	Organization	\$0	\$0	\$0	\$0	\$0	0.00%	\$0
302	Franchises	0	0	0	0	0	0.00%	0
303	Land and Land Rights	0	0	0	0	0	0.00%	0
304	Structures and Improvements	0	0	0	0	0	0.00%	0
305	Collecting & Improving Reservoirs	0	0	0	0	0	0.00%	0
306	Lake, River, Canal Intakes	0	0	0	0	0	0.00%	0
307	Wells and Springs	10,000	0	0	10,000	0	2.00%	222
308	Infiltration Galleries	0	0	0	0	0	0.00%	0
309	Supply Mains	0	0	0	0	0	0.00%	0
310	Power Generation Equipment	0	0	0	0	0	0.00%	0
311	Pumping Equipment	2,500	0	0	2,500	2,500	12.50%	0
320	Water Treatment Equipment	0	0	0	0	0	0.00%	0
320.1	Water Treatment Plants	5,000	0	0	5,000	0	3.33%	111
320.2	Solution Chemical Feeders	0	0	0	0	0	0.00%	0
320.3	Point-of-Use Treatment Devices	0	0	0	0	0	0.00%	0
330	Distribution Reservoirs and Standpipes	0	0	0	0	0	0.00%	0
330.1	Storage Tanks	0	0	0	0	0	0.00%	0
330.2	Pressure Tanks	0	0	0	0	0	0.00%	0
331	Transmission and Distribution Mains	2,500	0	0	2,500	0	2.00%	33
333	Services	0	0	0	0	0	0.00%	0
334	Meters and Meter Installations	1,500	0	0	1,500	1,500	8.33%	0
335	Hydrants	0	0	0	0	0	0.00%	0
336	Backflow Prevention Devices	750	0	0	750	750	6.67%	0
339	Other Plant and Misc. Equipment	0	0	0	0	0	0.00%	0
340	Office Furniture and Equipment	0	0	0	0	0	0.00%	0
340.1	Computer & Software	0	0	0	0	0	0.00%	0
341	Transportation Equipment	0	0	0	0	0	0.00%	0
342	Stores Equipment	0	0	0	0	0	0.00%	0
343	Tools, Shop and Garage Equipment	0	0	0	0	0	0.00%	0
344	Laboratory Equipment	0	0	0	0	0	0.00%	0
345	Power Operated Equipment	0	0	0	0	0	0.00%	0
346	Communication Equipment	0	0	0	0	0	0.00%	0
347	Miscellaneous Equipment	0	0	0	0	0	0.00%	0
348	Other Tangible Plant	0	0	0	0	0	0.00%	0
	<b>Subtotal</b>	<b>\$22,250</b>	<b>\$0</b>	<b>\$0</b>	<b>\$22,250</b>	<b>\$4,750</b>		<b>\$366</b>

Contribution(s) in Aid of Construction (Gross)	\$0
Less: Non Amortizable Contribution(s)	0
Fully Amortized Contribution(s)	0
Amortizable Contribution(s)	\$0
Times: Proposed Amortization Rate	2.09%
<b>Amortization of CIAC</b>	<b>\$0</b>

Less: Amortization of CIAC

**DEPRECIATION EXPENSE**

**Instructions:** Fill out the Grey Cells with the relevant information. Input 0 or none if there is nothing recorded in that account or there is no applicable information to report.

Beaver Valley Water Company, Inc.  
 Annual Report  
 Balance Sheet Assets  
 12/31/17

Balance Sheet Assets			
	Assets	Balance at Beginning of Year (2017)	Balance at End of Year (2017)
Account No.	<b>Current and Accrued Assets</b>		
131	Cash	\$0	\$4,740
134	Working Funds	0	0
135	Temporary Cash Investments	0	0
141	Customer Accounts Receivable	0	8,140
146	Notes Receivable from Associated Companies	0	0
151	Plant Material and Supplies	0	0
162	Prepayments	0	0
174	Miscellaneous Current and Accrued Assets	0	0
	<b>Total Current and Accrued Assets</b>	<b>\$0</b>	<b>\$12,880</b>
Account No.	<b>Fixed Assets</b>		
101	Utility Plant in Service*	\$0	\$22,250
103	Property Held for Future Use	0	0
105	Construction Work in Progress	0	0
108	Accumulated Depreciation (enter as negative)*	0	(14,163)
121	Non-Utility Property	0	0
122	Accumulated Depreciation - Non Utility	0	0
	<b>Total Fixed Assets</b>	<b>\$0</b>	<b>\$8,087</b>
	<b>Total Assets</b>	<b>\$0</b>	<b>\$20,967</b>

**Instructions:** Fill out the Grey Cells with the relevent information. Input 0 or none if there is nothing recorded in that account or there is no applicable information to report.

\*Note these items feed automatically from AR3 UPIS Page 3

Beaver Valley Water Company, Inc.  
 Annual Report  
 Balance Sheet Liabilities and Owners Equity

Balance Sheet Liabilities and Owners Equity				
	Liabilities		Balance at Beginning of Year (2017)	Balance at End of Year (2017)
Account No.	<b>Current Liabilities</b>			
231	Accounts Payable		\$0	\$3,630
232	Notes Payable (Current Portion)		\$0	8,905
234	Notes Payable to Associated Companies		\$0	0
235	Customer Deposits		\$0	0
236	Accrued Taxes		\$0	0
237	Accrued Interest		\$0	0
242	Miscellaneous Current and Accrued Liabilities		\$0	20,389
	<b>Total Current Liabilities</b>		<b>\$0</b>	<b>\$32,924</b>
	<b>Long Term Debt</b>			
224	Long Term Debt (Notes and Bonds)		\$0	\$0
	<b>Deferred Credits</b>			
251	Unamortized Premium on Debt		\$0	\$0
252	Advances in Aid of Construction		\$0	0
255	Accumulated Deferred Investment Tax Credits		\$0	0
271	Contributions in Aid of Construction		\$0	0
272	Less: Amortization of Contributions		\$0	0
281	Accumulated Deferred Income Tax		\$0	0
	<b>Total Deferred Credits</b>		<b>\$0</b>	<b>\$0</b>
	<b>Total Liabilities</b>		<b>\$0</b>	<b>\$32,924</b>
	<b>Capital Accounts</b>			
201	Common Stock Issued		\$0	\$0
211	Other Paid-In Capital		\$0	0
215	Retained Earnings		\$0	(11,957)
218	Proprietary Capital (Sole Props and Partnerships)		\$0	0
	<b>Total Capital</b>		<b>\$0</b>	<b>(\$11,957)</b>
	<b>Total Liabilities and Capital</b>		<b>\$0</b>	<b>\$20,967</b>

**Instructions:** Fill out the Grey Cells with the relevant information. Input 0 or none if there is nothing recorded in that account or there is no applicable information to report.

**Note:** Total liabilities and Capital must match total assets for the beginning and end of the year!

Beaver Valley Water Company, Inc.  
Annual Report  
Water Comparative Income Statement  
12/31/17

Water Comparative Income Statement			
Account No.	Calendar Year	Current Year 01/01/2017 - 12/31/2017	Last Year 01/01/2016 - 12/31/2016
	<b>Operating Revenue</b>		
461	Metered Water Revenue	\$41,869	\$93,530
460	Unmetered Water Revenue	0	0
462	Fire Protection Revenue	0	0
469	Guaranteed Revenues (Surcharges)	0	0
471	Miscellaneous Service Revenues	114	0
474	Other Water Revenue	200	0
	<b>Total Revenues</b>	<b>\$42,183</b>	<b>\$93,530</b>
	<b>Operating Expenses</b>		
601	Salaries and Wages	\$0	\$45,000
604	Employee Pensions and Benefits	0	0
610	Purchased Water	0	0
615	Purchased Power	2,627	7,700
618	Chemicals	0	600
620	Materials and Supplies	249	
620.1	Repairs and Maintenance	5,570	2,590
620.2	Office Supplies and Expense	968	3,500
630	Contractual Services	0	0
631	Contractual Services - Engineering	1,250	0
632	Contractual Services - Accounting	3,868	0
633	Contractual Services - Legal	0	0
634	Contractual Services - Management Fees	18,950	0
635	Contractual Services - Water Testing	1,632	3,600
636	Contractual Services - Other	8,854	0
640	Rents	12,500	0
641	Rental of Building/Real Property	0	0
642	Rental of Equipment	0	0
650	Transportation Expenses	274	5,000
657	Insurance - General Liability	0	1,350
657.1	Insurance - Health and Life	0	7,100
665	Regulatory Commission Expense - Rate	0	0
670	Bad Debt Expense	0	0
675	Miscellaneous Expense	302	0
403	Depreciation Expense (From Schedule AR4)	366	8,262
408	Taxes Other Than Income	0	0
408.11	Property Taxes	8,829	4,200
409	Income Taxes	0	0
427.1	Customer Security Deposit Interest	0	0
	<b>Total Operating Expenses</b>	<b>\$66,240</b>	<b>\$88,902</b>
	<b>Operating Income / (Loss)</b>	<b>(\$24,057)</b>	<b>\$4,628</b>
	<b>Other Income / (Expense)</b>		
419	Interest and Dividend Income	\$0	\$0
421	Non-Utility Income	19	0
426	Miscellaneous Non-Utility (Expense)	0	0
427	Interest (Expense)	0	0
	<b>Total Other Income / (Expense)</b>	<b>\$19</b>	<b>\$0</b>
	<b>Net Income / (Loss)</b>	<b>(\$24,038)</b>	<b>\$4,628</b>

**Instructions:** Fill out the Grey Cells with the relevant information. Input 0 or none if there is nothing recorded in that account or there is no applicable information to report.

Beaver Valley Water Company, Inc.  
 Annual Report  
 Supplemental Financial Data (Long-Term Debt)  
 12/31/17

Supplemental Financial Data (Long-Term Debt)				
	Loan #1	Loan #2	Loan #3	Loan #4
Date Issued	None	None	None	None
Source of Loan	None	None	None	None
ACC Decision No.	None	None	None	None
Reason for Loan	None	None	None	None
Dollar Amt. Issued	None	None	None	None
Amount Outstanding	None	None	None	None
Date of Maturity	None	None	None	None
Interest Rate	None	None	None	None
Current Year Interest	None	None	None	None
Current Year Principal	None	None	None	None

Meter Deposit Balance at Test Year End:	\$495
---	-------

Meter Deposits Refunded During the Test Year:	\$0
---	-----

*List all bonds, notes, loans, and other types of indebtedness in which the proceeds were used in the provision of public utility service. Indebtedness incurred for personal uses by the owner of the utility should not be listed. Input 0 or none if there is nothing to report for that cell.*





Water Utility Plant Description (Continued)			CUSTOMER METERS	
MAINS			Size (inches)	Quantity
Sizes (inches)	Material	Length (feet)		
0.00	NA	0	5/8 X 3/4	54
4.00	PVC	10,560	0.75	151
6.00	PVC	2,640	1	5
0.00	NA	0	NA	0
0.00	NA	0	NA	0
0.00	NA	0	NA	0
0.00	NA	0	NA	0
0.00	NA	0	NA	0
0.00	NA	0	NA	0
0.00	NA	0	NA	0
0.00	NA	0	NA	0
0.00	NA	0	NA	0
0.00	NA	0	NA	0
0.00	NA	0	NA	0
0.00	NA	0	NA	0
0.00	NA	0	NA	0
0.00	NA	0	NA	0
0.00	NA	0	NA	0

For the following three items, list the utility owned assets in each category for each system.

<b>TREATMENT EQUIPMENT:</b>	CL2 INJECTION; 2 PRESSURE FILTERS
<b>STRUCTURES:</b>	None
<b>OTHER:</b>	None

**Instructions:** Fill out the Grey Cells with the relevant information. Input 0 or none if there is nothing recorded in that account or there is no applicable information to report. Copy and paste this sheet as many times as is necessary.

Water Use Data Sheet							
Name of the System:		BEAVER VALLEY WATER					
ADEQ Public Water System Number:		0					
Month	Number of Customers	Gallons Sold (thousands) <sup>1</sup>	Gallons Pumped (thousands) <sup>2</sup>	Gallons Purchased (thousands) <sup>3</sup>	Estimated Gallons Authorized Use (thousands) <sup>4</sup>	Purchased Power Expense <sup>5</sup>	Purchased Power (kWh) <sup>6</sup>
January	0	0	0	0	0	\$0	0
February	0	0	0	0	0	\$0	0
March	0	0	0	0	0	\$0	0
April	0	0	0	0	0	\$0	0
May	0	0	0	0	0	\$0	0
June	0	0	0	0	0	\$0	0
July	201	677,170	680,124	0	0	0	0
August	211	433,980	436,212	0	0	0	0
September	212	522,606	520,118	0	0	0	0
October	212	558,770	565,231	0	0	0	0
November	210	526,700	527,986	0	0	0	0
December	211	408,020	451,789	0	0	0	0
<b>Totals</b>		<b>3,127,246</b>	<b>3,181,460</b>	<b>0</b>	<b>0</b>	<b>\$0</b>	<b>0</b>

If the system has fire hydrants, what is the fire flow requirements?  GPM for  hrs.

Does the system have chlorination treatment?

Is the Water Utility located in an ADWR Active Management Area (AMA)?

If yes, which AMA?

Does the Company have an ADWR Gallons Per Capita Per Day (GPCPD) requirement?

If yes, provide the GPCPD amount:

**If applicable, in the space below please provide a description for all un-metered water use along with amounts:**  
 None

**Instructions:** Fill out the Grey Cells with the relevant information. Input 0 or none if there is nothing recorded in that account or there is no applicable information to report.

- 1 Gallons sold - Total gallons from customer meters, and other sold gallons such as Construction water.
- 2 Gallons pumped - Total gallons from pumped sources.
- 3 Gallons purchased - Total gallons purchased from other sources.
- 4 Estimated gallons authorized use - Total estimated gallons from authorized metered or unmetered use. Authorized use such as flushing (mains, services and hydrants) draining/cleaning tanks, process, construction, fire fighting, etc.
- 5 Enter the total purchased power costs for the power meters associated with this system.
- 6 Enter the total purchased kWh used by the power meters associated with this system.

Beaver Valley Water Company, Inc.  
 Annual Report  
 Utility Shutoffs / Disconnects  
 12/31/17

ADEQ System No. :	0
-------------------	---

Utility Shutoffs / Disconnects			
Month	Termination without Notice R14-2-410.B	Termination with Notice R14-2-410.C	Other
January	0	0	0
February	0	0	0
March	0	0	0
April	0	0	0
May	0	0	0
June	0	0	0
July	0	0	0
August	0	0	0
September	0	0	0
October	0	0	0
November	0	0	0
December	0	0	0
<b>Total</b>	<b>0</b>	<b>0</b>	<b>0</b>

Other (description):

NA
----

<b>Instructions:</b> Fill out the Grey Cells with the relevent information. Input 0 or none if there is nothing recorded in that account or there is no applicable information to report.
---

Beaver Valley Water Company, Inc.  
Annual Report  
Property Taxes  
12/31/17

**Property Taxes**

Amount of actual property taxes paid during Calendar Year 2017 was

\$0

If no property taxes paid, explain why.

UNDERFUNDED - THERE IS NOT SUFFICIENT CASH TO PAY THE CURRENT OR DELINQUENT PROPERTY TAXES. WE HAVE BEEN TOLD THAT ALL DELINQUENT PROPERTY TAXES MUST BE PAID BEFORE ANY PAYMENT WOULD BE ACCEPTED FOR THE CURRENT PROPERTY TAXES.

**Instructions:** Fill out the Grey Cells with the relevant information. Input 0 or none if there is nothing recorded in that account or there is no applicable information to report.

Verification and Sworn Statement (Taxes)

Verification: State of Arizona I, the undersigned of the  
(state name)

County of (county name): Yavapai  
Name (owner or official) title: Michael Armstead  
Company name: Beaver Valley Water Company, Inc.

DO SAY THAT THIS ANNUAL UTILITY PROPERTY TAX AND SALES TAX REPORT TO THE ARIZONA CORPORATION COMMISSION.

FOR THE YEAR ENDING: 12/31/17

HAS BEEN PREPARED UNDER MY DIRECTION, FROM THE ORIGINAL BOOKS, PAPERS AND RECORDS OF SAID UTILITY; THAT I HAVE CAREFULLY EXAMINED THE SAME, AND DECLARE THE SAME TO BE A COMPLETE AND CORRECT STATEMENT OF BUSINESS AND AFFAIRS OF SAID UTILITY FOR THE PERIOD COVERED BY THIS REPORT IN RESPECT TO EACH AND EVERY MATTER AND THING SET FORTH, TO THE BEST OF MY KNOWLEDGE, INFORMATION AND BELIEF.

Sworn Statement: I HEREBY ATTEST THAT ALL PROPERTY TAXES FOR SAID COMPANY ARE CURRENT AND PAID IN FULL.

I HEREBY ATTEST THAT ALL SALES TAXES FOR SAID COMPANY ARE CURRENT AND PAID IN FULL.

RECEIVED

MAY 15 2018

ARIZONA CORP COMMISSION  
UTILITIES DIVISION - DIRECTOR'S OFFICE


Michael Armstead  
signature of owner/official

928-951-4000  
telephone no.

SUBSCRIBED AND SWORN TO BEFORE ME A NOTARY PUBLIC  
IN AND FOR THE COUNTY

THIS 14<sup>th</sup> DAY OF Yavapai  
May, 2018  
(month) and (year)

MY COMMISSION EXPIRES March 12, 2021  
(date)



Felicia Robinson  
(signature of notary public)

Verification and Sworn Statement

Verification:

State of Arizona I, the undersigned of the  
(state name)  
County of (county name): Yavapai  
Name (owner or official) title: Michael Armstead  
Company name: Beaver Valley Water Company, Inc.

DO SAY THAT THIS ANNUAL UTILITY PROPERTY TAX AND SALES TAX REPORT TO THE ARIZONA CORPORATION COMMISSION.

FOR THE YEAR ENDING: 12/31/17

HAS BEEN PREPARED UNDER MY DIRECTION, FROM THE ORIGINAL BOOKS, PAPERS AND RECORDS OF SAID UTILITY; THAT I HAVE CAREFULLY EXAMINED THE SAME, AND DECLARE THE SAME TO BE A COMPLETE AND CORRECT STATEMENT OF BUSINESS AND AFFAIRS OF SAID UTILITY FOR THE PERIOD COVERED BY THIS REPORT IN RESPECT TO EACH AND EVERY MATTER AND THING SET FORTH, TO THE BEST OF MY KNOWLEDGE, INFORMATION AND BELIEF.

Sworn Statement: IN ACCORDANCE WITH THE REQUIREMENTS OF TITLE 40, ARTICLE 8, SECTION 40-401, ARIZONA REVISED STATUTES, IT IS HEREIN REPORTED THAT THE GROSS OPERATING REVENUE OF SAID UTILITY DERIVED FROM ARIZONA INTRASTATE UTILITY OPERATIONS DURING THE CALENDAR YEAR WAS:

Arizona Intrastate Gross Operating Revenues Only (\$) \$45,006  
(The amount in the box above includes \$2,823 in sales taxes billed or collected)


RECEIVED  
MAY 15 2019  
ARIZONA CORP COMMISSION  
UTILITIES DIVISION - DIRECTOR'S OFFICE

Michael Armstead  
signature of owner/official  
928-951-4000  
telephone no.

SUBSCRIBED AND SWORN TO BEFORE ME A NOTARY PUBLIC  
IN AND FOR THE COUNTY

THIS 14<sup>th</sup> DAY OF Yavapai  
May, 2021  
(month) and (year)

MY COMMISSION EXPIRES March 12, 2021  
(date)



Felicia Robinson  
(signature of notary public)

Verification and Sworn Statement (Residential Revenue)

Verification:

State of Arizona I, the undersigned of the  
(state name)

County of (county name): Michael Armstead  
Name (owner or official) title: 0  
Company name: Beaver Valley Water Company, Inc.

DO SAY THAT THIS ANNUAL UTILITY PROPERTY TAX AND SALES TAX REPORT TO THE ARIZONA CORPORATION COMMISSION.

FOR THE YEAR ENDING: 12/31/17

HAS BEEN PREPARED UNDER MY DIRECTION, FROM THE ORIGINAL BOOKS, PAPERS AND RECORDS OF SAID UTILITY; THAT I HAVE CAREFULLY EXAMINED THE SAME, AND DECLARE THE SAME TO BE A COMPLETE AND CORRECT STATEMENT OF BUSINESS AND AFFAIRS OF SAID UTILITY FOR THE PERIOD COVERED BY THIS REPORT IN RESPECT TO EACH AND EVERY MATTER AND THING SET FORTH, TO THE BEST OF MY KNOWLEDGE, INFORMATION AND BELIEF.

Sworn Statement: IN ACCORDANCE WITH THE REQUIREMENTS OF TITLE 40, ARTICLE 8, SECTION 40-401, ARIZONA REVISED STATUTES, IT IS HEREIN REPORTED THAT THE GROSS OPERATING REVENUE OF SAID UTILITY DERIVED FROM ARIZONA INTRASTATE UTILITY OPERATIONS RECEIVED FROM RESIDENTIAL CUSTOMERS DURING THE CALENDAR YEAR WAS:

Arizona Intrastate Gross Operating Revenues Only (\$)

\$45,006

(The amount in the box above includes

\$2,823 in sales taxes  
billed or collected)

RECEIVED

MAY 15 2019

ARIZONA CORP COMMISSION  
UTILITIES DIVISION - DIRECTOR'S OFFICE

Michael Armstead  
signature of owner/official

928-951-4000

telephone no.

SUBSCRIBED AND SWORN TO BEFORE ME A NOTARY PUBLIC  
IN AND FOR THE COUNTY

Yavapai  
(county name)

THIS


14<sup>th</sup>

DAY OF

May, 2018  
(month) and (year)

MY COMMISSION EXPIRES

March 21, 2021  
(date)



Felicia Robinson  
(signature of notary public)