

ANNUAL REPORT

Of

Company Name: Bermuda Water Company, Inc.

1240 E. State St., Ste. 115

Mailing Address:

Pahrump NV
89048

Docket No.: W-01812A

For the Year Ended: 12/31/17

RECEIVED
APR 13 2018
ARIZONA CORP COMMISSION
UTILITIES DIVISION - DIRECTOR'S OFFICE

WATER UTILITY

To

Arizona Corporation Commission

Due on April 15th

Email: rdefuente@azcc.gov, mail or deliver the completed Annual Report to:

Arizona Corporation Commission
Compliance Section - Utilities Division
1200 West Washington Street
Phoenix, Arizona 85007

Application Type: Original Filing

Application Date: 4/12/2018

4-16-18

ARIZONA CORPORATION COMMISSION
WATER UTILITY ANNUAL REPORT
Bermuda Water Company, Inc.
A Class A B Utility

1. For the Calendar Year Ended:

2. Address:
City: State: Zip Code:

3. Telephone Number:

4. Date of Original Organization of Utility:

5. Person to whom correspondence should be addressed concerning this report:

Name:
Telephone No. :
Address:
City: State: Zip Code:
Email:

6. On-Site Manager:

Name:
Telephone No. :
Address:
City: State: Zip Code:
Email:

7. Ownership:

8. Counties Served:

Utility Plant in Service (Water)							
Account No.	Description	Beginning Year Original Cost	Current Year Additions	Current Year Retirements	Adjusted Original Cost	Accumulated Depreciation	OCLD (OC less AD)
301	Organization	348,371	\$0	\$0	\$348,371	1,742	\$346,629
302	Franchises	24,237	0	0	24,237	121	24,116
303	Land and Land Rights	157,683	0	47	157,636	0	157,636
304	Structures and Improvements	881,308	2,890	0	884,198	491,511	392,688
305	Collecting & Improving Reservoirs	0	0	0	0	0	0
306	Lake, River, Canal Intakes	0	0	0	0	0	0
307	Wells and Springs	1,890,923	0	0	1,890,923	674,526	1,216,397
308	Infiltration Galleries	0	0	0	0	0	0
309	Supply Mains	198,260	0	0	198,260	38,381	159,880
310	Power Generation Equipment	0	0	0	0	0	0
311	Pumping Equipment	2,256,609	21,428	0	2,278,037	1,319,770	958,268
320	Water Treatment Equipment	328,168	2,496	0	330,664	110,167	220,497
320.1	Water Treatment Plants	0	0	0	0	0	0
320.2	Solution Chemical Feeders	0	0	0	0	0	0
320.3	Point-of-Use Treatment Devices	0	0	0	0	0	0
330	Distribution Reservoirs and Standpipes	1,368,348	5,443	0	1,373,791	591,009	782,782
330.1	Storage Tanks	0	0	0	0	0	0
330.2	Pressure Tanks	0	0	0	0	0	0
331	Transmission and Distribution Mains	10,052,740	137,481	0	10,190,221	4,526,324	5,663,897
333	Services	5,288,375	381,991	0	5,670,366	956,897	4,713,469
334	Meters and Meter Installations	1,293,993	91,380	0	1,385,373	1,089,421	295,952
335	Hydrants	889,461	0	0	889,461	464,748	424,714
336	Backflow Prevention Devices	1,555	0	0	1,555	173	1,383
339	Other Plant and Misc. Equipment	0	0	0	0	0	0
340	Office Furniture and Equipment	195,440	1,803	0	197,243	153,702	43,541
340.1	Computer & Software	1,036,879	42,072	817	1,078,133	989,896	88,237
341	Transportation Equipment	264,621	0	0	264,621	240,405	24,216
342	Stores Equipment	0	0	0	0	0	0
343	Tools, Shop and Garage Equipment	106,043	2,917	0	108,960	84,084	24,876
344	Laboratory Equipment	2,540	0	0	2,540	2,567	(27)
345	Power Operated Equipment	14,162	489	0	14,650	2,257	12,393
346	Communication Equipment	26,284	0	168	26,115	21,981	4,135
347	Miscellaneous Equipment	5,154	0	0	5,154	4,529	625
348	Other Tangible Plant	0	0	0	0	0	0
	Totals	\$26,631,154	\$690,391	\$1,033	\$27,320,512	\$11,764,210	\$15,556,302

Instructions: Fill out the Grey Cells with the relevant information. Input 0 or none if there is nothing recorded in that account or there is no applicable information to report.

Bermuda Water Company, Inc.
 Annual Report
 Depreciation Expense for the Current Year (Water)
 12/31/17

Depreciation Expense for the Current Year (Water)								
Account No.	Description	Beginning Year Original Cost	Current Year Additions	Current Year Retirements	Adjusted Original Cost	Fully Depreciated/Non-depreciable Plant	Depreciation Percentages	Depreciation Expense
301	Organization	\$348,371	\$0	\$0	\$348,371	\$348,371	2.00%	0
302	Franchises	24,237	0	0	24,237	24,237	2.00%	0
303	Land and Land Rights	157,683	0	47	157,636	0	0.00%	0
304	Structures and Improvements	881,308	2,890	0	884,198	0	3.33%	17,587
305	Collecting & Improving Reservoirs	0	0	0	0	0	2.50%	0
306	Lake, River, Canal Intakes	0	0	0	0	0	0.00%	0
307	Wells and Springs	1,890,923	0	0	1,890,923	0	3.33%	63,031
308	Infiltration Galleries	0	0	0	0	0	0.00%	0
309	Supply Mains	198,260	0	0	198,260	0	2.00%	3,966
310	Power Generation Equipment	0	0	0	0	0	0.00%	0
311	Pumping Equipment	2,256,609	21,428	0	2,278,037	0	12.50%	283,974
320	Water Treatment Equipment	328,168	2,496	0	330,664	0	3.33%	10,986
320.1	Water Treatment Plants	0	0	0	0	0	0.00%	0
320.2	Solution Chemical Feeders	0	0	0	0	0	0.00%	0
320.3	Point-of-Use Treatment Devices	0	0	0	0	0	0.00%	0
330	Distribution Reservoirs and Standpipes	1,368,348	5,443	0	1,373,791	0	2.22%	30,446
330.1	Storage Tanks	0	0	0	0	0	0.00%	0
330.2	Pressure Tanks	0	0	0	0	0	0.00%	0
331	Transmission and Distribution Mains	10,052,740	137,481	0	10,190,221	0	2.00%	201,772
333	Services	5,288,375	381,991	0	5,670,366	0	3.33%	182,961
334	Meters and Meter Installations	1,293,993	91,380	0	1,385,373	0	8.33%	112,282
335	Hydrants	889,461	0	0	889,461	0	2.00%	17,789
336	Backflow Prevention Devices	1,555	0	0	1,555	0	6.67%	104
339	Other Plant and Misc. Equipment	0	0	0	0	0	0.00%	0
340	Office Furniture and Equipment	195,440	1,803	0	197,243	0	6.67%	22,301
340.1	Computer & Software	1,036,879	42,072	817	1,078,133	0	6.67%	45,750
341	Transportation Equipment	264,621	0	0	264,621	0	20.00%	12,603
342	Stores Equipment	0	0	0	0	0	0.00%	0
343	Tools, Shop and Garage Equipment	106,043	2,917	0	108,960	0	5.00%	5,334
344	Laboratory Equipment	2,540	0	0	2,540	0	10.00%	254
345	Power Operated Equipment	14,162	489	0	14,650	0	5.00%	718
346	Communication Equipment	26,284	0	168	26,115	0	10.00%	3,299
347	Miscellaneous Equipment	5,154	0	0	5,154	0	10.00%	515
348	Other Tangible Plant	0	0	0	0	0	0.00%	0
	Subtotal	\$26,631,154	\$690,391	\$1,033	\$27,320,512	\$372,609		\$1,015,674

Contribution(s) in Aid of Construction (Gross)	\$0
Less: Non Amortizable Contribution(s)	0
Fully Amortized Contribution(s)	0
Amortizable Contribution(s)	\$0
Times: Proposed Amortization Rate	3.77%
Amortization of CIAC	\$0
Less: Amortization of CIAC	\$0
DEPRECIATION EXPENSE	\$1,015,674

Instructions: Fill out the Grey Cells with the relevant information. Input 0 or none if there is nothing recorded in that account or there is no applicable information to report.

Bermuda Water Company, Inc.
 Annual Report
 Balance Sheet Assets
 12/31/17

Balance Sheet Assets				
	Assets		Balance at Beginning of Year (2017)	Balance at End of Year (2017)
Account No.	Current and Accrued Assets			
131	Cash		1,000	5,522
134	Working Funds		0	0
135	Temporary Cash Investments		0	0
141	Customer Accounts Receivable		399,757	472,245
146	Notes Receivable from Associated Companies		1,597,089	2,215,149
151	Plant Material and Supplies		1,004	910
162	Prepayments		0	0
174	Miscellaneous Current and Accrued Assets		180,954	154,525
	Total Current and Accrued Assets		\$2,179,803	\$2,848,352
Account No.	Fixed Assets			
101	Utility Plant in Service*		\$26,631,154	\$27,320,512
103	Property Held for Future Use		0	0
105	Construction Work in Progress		(0)	(0)
108	Accumulated Depreciation (enter as negative)*		(10,861,280)	(11,764,210)
121	Non-Utility Property		0	0
122	Accumulated Depreciation - Non Utility		0	0
	Total Fixed Assets		\$15,769,874	\$15,556,302
	Total Assets		\$17,949,678	\$18,404,654

Instructions: Fill out the Grey Cells with the relevant information. Input 0 or none if there is nothing recorded in that account or there is no applicable information to report.

*Note these items feed automatically from AR3 UPIS Page 3

Bermuda Water Company, Inc.
Annual Report
Balance Sheet Liabilities and Owners Equity

Balance Sheet Liabilities and Owners Equity				
	Liabilities		Balance at Beginning of Year (2017)	Balance at End of Year (2017)
Account No.	Current Liabilities			
231	Accounts Payable		47,792	108,208
232	Notes Payable (Current Portion)		0	0
234	Notes Payable to Associated Companies		(1,179,062)	(1,179,062)
235	Customer Deposits		105,378	124,480
236	Accrued Taxes		46,225	73,203
237	Accrued Interest		4,438	4,763
242	Miscellaneous Current and Accrued Liabilities		12,943	12,943
	Total Current Liabilities		(\$962,286)	(\$855,465)
	Long Term Debt			
224	Long Term Debt (Notes and Bonds)		\$0	\$0
	Deferred Credits			
251	Unamortized Premium on Debt		\$0	\$0
252	Advances in Aid of Construction		1,945,633	400,916
255	Accumulated Deferred Investment Tax Credits		0	345,888
271	Contributions in Aid of Construction		6,350,906	7,888,521
272	Less: Amortization of Contributions		(3,078,020)	(3,257,147)
281	Accumulated Deferred Income Tax		876,233	940,852
	Total Deferred Credits		\$6,094,753	\$6,319,031
	Total Liabilities		\$5,132,467	\$5,463,566
	Capital Accounts			
201	Common Stock Issued		(312,800)	(312,800)
211	Other Paid-In Capital		4,573,054	4,573,054
215	Retained Earnings		8,556,956	8,680,834
218	Proprietary Capital (Sole Props and Partnerships)		0	0
	Total Capital		\$12,817,210	\$12,941,089
	Total Liabilities and Capital		\$17,949,678	\$18,404,654

Instructions: Fill out the Grey Cells with the relevant information. Input 0 or none if there is nothing recorded in that account or there is no applicable information to report.

Note: Total liabilities and Capital must match total assets for the beginning and end of the year!

Bermuda Water Company, Inc.
Annual Report
Water Comparative Income Statement
12/31/17

Water Comparative Income Statement			
Account No.	Calendar Year	Current Year 01/01/2017 - 12/31/2017	Last Year 01/01/2016 - 12/31/2016
	Operating Revenue		
461	Metered Water Revenue	4,146,404	3,570,509
460	Unmetered Water Revenue	0	0
462	Fire Protection Revenue	0	0
469	Guaranteed Revenues (Surcharges)	0	0
471	Miscellaneous Service Revenues	77,266	11,743
474	Other Water Revenue	101,675	94,855
	Total Revenues	\$4,325,345	\$3,677,107
	Operating Expenses		
601	Salaries and Wages	640,262.52	577,935.12
604	Employee Pensions and Benefits	236,985	190,572
610	Purchased Water	0	0
615	Purchased Power	289,062	276,277
618	Chemicals	24,736	26,038
620	Materials and Supplies	12,269	12,440
620.1	Repairs and Maintenance	9,205	5,429
620.2	Office Supplies and Expense	0	0
630	Contractual Services	0	0
631	Contractual Services -Engineering	0	0
632	Contractual Services - Accounting	20,238	22,675
633	Contractual Services - Legal	1,674	92
634	Contractual Services - Management Fees	0	0
635	Contractual Services - Water Testing	14,922	11,992
636	Contractual Services - Other	55,858	59,361
640	Rents	0	0
641	Rental of Building/Real Property	17,125	16,673
642	Rental of Equipment	0	0
650	Transportation Expenses	33,399	29,723
657	Insurance - General Liability	78,907	76,748
657.1	Insurance - Health and Life	18,562	17,278
665	Regulatory Commission Expense - Rate	40,999	222
670	Bad Debt Expense	31,027	19,760
675	Miscellaneous Expense	149,594	133,892
403	Depreciation Expense (From Schedule AR4)	1,015,674	1,151,866
408	Taxes Other Than Income	73,592	69,306
407	Amortization	(179,030)	(135,491)
408.11	Property Taxes	161,783	116,465
409	Income Taxes	1,186,977	278,442
427.1	Customer Security Deposit Interest	0	0
	Total Operating Expenses	\$3,933,820	\$2,957,692
	Operating Income / (Loss)	\$391,525	\$719,414
	Other Income / (Expense)		
419	Interest and Dividend Income	-	-
421	Non-Utility Income	5,840	1,595
426	Miscellaneous Non-Utility (Expense)	0	0
427	Interest (Expense)	(273,487)	(301,585)
	Total Other Income / (Expense)	(\$267,647)	(\$299,990)
	Net Income / (Loss)	\$123,879	\$419,425

Instructions: Fill out the Grey Cells with the relevant information. Input 0 or none if there is nothing recorded in that account or there is no applicable information to report.

Supplemental Financial Data (Long-Term Debt)				
	Loan #1	Loan #2	Loan #3	Loan #4
Date Issued	none	none	none	none
Source of Loan	none	none	none	none
ACC Decision No.	none	none	none	none
Reason For Loan	none	none	none	none
Dollar Amt. Issued	none	\$0	\$0	\$0
Amount Outstanding	none	\$0	\$0	\$0
Date of Maturity	none	none	none	none
Interest Rate	none	none	none	none
Current Year Interest	none	\$0	\$0	\$0
Current Year Principal	none	\$0	\$0	\$0

Meter Deposit Balance at Test Year End:	66,411
---	--------

Meter Deposits Refunded During the Test Year:	-
---	---

List all bonds, notes, loan, and other types of indebtedness in which the proceeds were used in the provision of public utility service. Indebtedness incurred for personal uses by the owner of the utility should not be listed. Input 0 or none if there is nothing to report for that cell.

Water Utility Plant Description

Name of the System: Bermuda Water Company, Inc.
 ADEQ Public Water System Number: AZ0408063

WELLS

ADWR ID No *	Pump Horsepower	Pump Yield (gpm)	Casing Depth (feet)	Casing Diameter (inches)	Pump Motor Type **	Meter Size (inches)	Year Drilled	Arsenic Level (mg/L)
55-600335	75	575	169	18	na	8	1965	0.0031
55-600336	40	250	148	20	na	4	1960	<0.0030
55-600337	30	220	148	8	na	6	1968	<0.0030
55-806426	60	450	180	20	na	6	1959	0.0078
55-527191	75	575	168	20/16	na	8	1990	<0.0030
55-532342	60	450	160	12	na	6	1995	0.0030
55-565030	60	450	160	12	na	6	1998	<0.0030
55-218355	60	450	160	16	na	8	2007	<0.0030
55-215356	125	1,000	200	14	na	8	2007	0.0038
na	na	na	na	na	na	na	na	0.0000
na	na	na	na	na	na	na	na	0.0000
na	na	na	na	na	na	na	na	0.0000
na	na	na	na	na	na	na	na	0.0000
na	na	na	na	na	na	na	na	0.0000
na	na	na	na	na	na	na	na	0.0000
na	na	na	na	na	na	na	na	0.0000

OTHER WATER SOURCES

Name or Description	Capacity (gpm)	Gallons Purchased or Obtained (in thousands)
none	none	none
none	none	none

BOOSTER PUMPS

Horsepower	GPM	Quantity
60	na	3
25	na	2
10	na	4
na	na	na

FIRE HYDRANTS

Type	Quantity
Standard ***	695
Other	24

STORAGE TANKS

Capacity	Material	Quantity
500,000	na	4
372,000	na	2
na	na	na

PRESSURE/BLADDER TANKS

Capacity	Quantity
na	na
na	na
na	na

Instructions: Fill out the Grey Cells with the relevant information. Input 0 or none if there is nothing recorded in that account or there is no applicable information to report. Copy and paste this sheet as many times as is necessary.

* Arizona Department of Water Resources ("ADWR") well identification number. For example 55-XXXXXX.

** Pump motor type, turbine or submersible.

*** A standard fire hydrant has two 2.5 inch hose connection nozzles with 7.5 threads per inch, and one 4.5 inch pumper connection nozzle with 4 threads per inch.

Water Utility Plant Description (Continued)			CUSTOMER METERS	
MAINS			Size (inches)	Quantity
Sizes (inches)	Material	Length (feet)		
2.00	PVC	1,300	5/8 x 3/4	8,299
3.00	PVC	10,200	5/8 X 3/4	0
4.00	PVC	71,995	1	294
5.00	NA	0	1.5	4
6.00	PVC	451,680	2	99
6.00	DIP/ACP	205	Compound 3	0
8.00	PVC	201,672	Turbine 3	56
8.00	PVC	124	Compound 4	1
10.00	PVC	38,066	Turbine 4	0
10.00	DIP/ACP	4,821	Compound 6	5
12.00	PVC	53,819	Turbine 6	0
12.00	DIP/ACP	232	Turbine 10	1
16.00	PVC	17,300	Compound 6	0
0.00	NA	0	NA	0
			NA	0
			NA	0
			NA	0
			NA	0

For the following three items, list the utility owned assets in each category for each system.

TREATMENT EQUIPMENT:	7 liquid feed pumps
-----------------------------	---------------------

STRUCTURES:	1 office building, 7 chlorinator sheds, 2 Booster Pump Buildings
--------------------	--

OTHER:	1 - kw 80 fixed generator, 1 - kw 80 portable generator, 1 - 200 kw fixed generator, 1 - kw 150 fixed generator, 1 - kw 230 fixed generator
---------------	---

Instructions: Fill out the Grey Cells with the relevant information. Input 0 or none if there is nothing recorded in that account or there is no applicable information to report. Copy and paste this sheet as many times as is necessary.

Water Use Data Sheet							
Name of the System:		Bermuda Water Company, Inc.					
ADEQ Public Water System Number:		AZ0408063					
Month	Number of Customers	Gallons Sold (thousands) ¹	Gallons Pumped (thousands) ²	Gallons Purchased (thousands) ³	Gallons Authorized Use (thousands) ⁴	Purchased Power Expense ⁵	Purchased Power (kWh) ⁶
January	8,603	81,339,147	72,750,000	0	na	20,783	246,683
February	8,613	69,922,477	75,328,000	0	na	18,691	202,631
March	8,629	78,863,074	85,538,000	0	na	19,461	224,787
April	8,643	81,919,250	85,618,000	0	na	23,674	292,495
May	8,653	79,315,401	85,797,000	0	na	22,544	272,759
June	8,664	92,996,284	99,524,000	0	na	25,503	305,056
July	8,673	100,176,734	106,782,000	0	na	29,245	355,628
August	8,686	110,189,825	114,867,000	0	na	28,592	348,202
September	8,700	102,271,369	105,008,000	0	na	28,319	337,725
October	8,706	96,391,101	101,013,000	0	na	27,029	317,163
November	8,720	88,445,300	92,217,000	0	na	23,857	274,461
December	8,733	78,773,560	83,859,000	0	na	26,621	306,477
Totals		1,060,603,522	1,108,301,000	0	0	\$294,319	3,484,067

If the system has fire hydrants, what is the fire flow requirements? GPM for hrs.

Does the system have chlorination treatment?

Is the Water Utility located in an ADWR Active Management Area (AMA)?
 If yes, which AMA?

Does the Company have an ADWR Gallons Per Capita Per Day (GPCPD) requirement?
 If yes, provide the GPCPD amount

If applicable, in the space below please provide a description for all un-metered water use along with amounts:
 None

Instructions: Fill out the Grey Cells with the relevant information. Input 0 or none if there is nothing recorded in that account or there is no applicable information to report.

- 1 Gallons sold - Total gallons from customer meters, and other sold gallons such as Construction water.
- 2 Gallons pumped - Total gallons from pumped sources.
- 3 Gallons purchased - Total gallons purchased from other sources.
- 4 Estimated gallons authorized use - Total estimated gallons from authorized metered or unmetered use. Authorized use such as flushing (mains, services and hydrants) draining/cleaning tanks, process, construction, fire fighting, etc.
- 5 Enter the total purchased power costs for the power meters associated with this system.
- 6 Enter the total purchased kWh used by the power meters associated with this system.

Bermuda Water Company, Inc.
 Annual Report
 Utility Shutoffs / Disconnects
 12/31/17

ADEQ System No. :	AZ0408063
-------------------	-----------

Utility Shutoffs / Disconnects			
Month	Termination without Notice R14-2-410.B	Termination with Notice R14- 2-410.C	Other
January	None	112	None
February	None	84	None
March	None	76	None
April	None	81	None
May	None	100	None
June	None	109	None
July	None	108	None
August	None	110	None
September	None	83	None
October	None	115	None
November	None	121	None
December	None	48	None
Total	0	1,147	0

Other (description):

None

Instructions: Fill out the Grey Cells with the relevant information. Input 0 or none if there is nothing recorded in that account or there is no applicable information to report.

Bermuda Water Company, Inc.
Annual Report
Property Taxes
12/31/17

Property Taxes	
Amount of actual property taxes paid during Calendar Year 2017 was	159,117.92

If no property taxes paid, explain why.
None

Instructions: Fill out Grey Cells with relevant information. Input 0 or none if there is nothing recorded in that account or there is no applicable information to report.

12/31/17

RECEIVED

APR 13 2018

ARIZONA CORP COMMISSION
UTILITIES DIVISION - DIRECTOR'S OFFICE

Verification and Sworn Statement (Taxes)

Verification: State of Arizona I, the undersigned of the
(state name)

County of (county name): Mohave
Name (owner or official) title: Wendy Barnett, President
Company name: Bermuda Water Company, Inc.

DO SAY THAT THIS ANNUAL UTILITY PROPERTY TAX AND SALES TAX REPORT TO THE ARIZONA CORPORATION COMMISSION.

FOR THE YEAR ENDING: 12/31/17

HAS BEEN PREPARED UNDER MY DIRECTION, FROM THE ORIGINAL BOOK, PAPERS AND RECORDS OF SAID UTILITY; THAT I HAVE CAREFULLY EXAMINED THE SAME, AND DECLARE THE SAME TO BE A COMPLETE AND CORRECT STATEMENT OF BUSINESS AND AFFAIRS OF SAID UTILITY FOR THE PERIOD COVERED BY THIS REPORT IN RESPECT TO EACH AND EVERY MATTER AND THING SET FORTH, TO THE BEST OF MY KNOWLEDGE, INFORMATION AND BELIEF.

Sworn Statement: I HEREBY ATTEST THAT ALL PROPERTY TAXES FOR SAID COMPANY ARE CURRENT AND PAID IN FULL.

I HEREBY ATTEST THAT ALL SALES TAXES FOR SAID COMPANY ARE CURRENT AND PAID IN FULL.

signature of owner/ official

(775)-990-4830
telephone no.


SUBSCRIBED AND SWORN TO BEFORE ME A NOTARY PUBLIC
IN AND FOR THE COUNTY

THIS 12th DAY OF APRIL 2018
(month) and (year)

NVE
(county name)

MY COMMISSION EXPIRES

SEPT. 18, 2021
(date)



Judith E. Gillmore
(signature of notary public)

Verification and Sworn Statement

Verification:

State of Arizona I, the undersigned of the
(state name)

County of (county name): Mohave
Name (owner or official) title: Wendy Barnett, President
Company name: Bermuda Water Company, Inc.

RECEIVED
APR 13 2018
ARIZONA CORP COMMISSION
UTILITIES DIVISION - DIRECTOR'S OFFICE

DO SAY THAT THIS ANNUAL UTILITY PROPERTY TAX AND SALES TAX REPORT TO THE ARIZONA CORPORATION COMMISSION.

FOR THE YEAR ENDING: 12/31/17

HAS BEEN PREPARED UNDER MY DIRECTION, FROM THE ORIGINAL BOOKS, PAPERS AND RECORDS OF SAID UTILITY; THAT I HAVE CAREFULLY EXAMINED THE SAME, AND DECLARE THE SAME TO BE A COMPLETE AND CORRECT STATEMENT OF BUSINESS AND AFFAIRS OF SAID UTILITY FOR THE PERIOD COVERED BY THIS REPORT IN RESPECT TO EACH AND EVERY MATTER AND THING SET FORTH, TO THE BEST OF MY KNOWLEDGE, INFORMATION AND BELIEF.

Sworn Statement: IN ACCORDANCE WITH THE REQUIREMENTS OF TITLE 40, ARTICLE 8, SECTION 40-401, ARIZONA REVISED STATUTES, IT IS HEREIN REPORTED THAT THE GROSS OPERATING REVENUE OF SAID UTILITY DERIVED FROM ARIZONA INTRASTATE UTILITY OPERATIONS DURING THE CALENDAR YEAR WAS:

Arizona Intrastate Gross Operating Revenues Only (\$)

\$4,682,890

(The amount in the box above includes

\$357,545 in sales taxes
(billed or collected)


[Signature]
signature of owner/official

(775)-990-4830
telephone no.

SUBSCRIBED AND SWORN TO BEFORE ME A NOTARY PUBLIC
IN AND FOR THE COUNTY

THIS 12th DAY OF APRIL, 2018
(month) and (year)

MY COMMISSION EXPIRES SEPT. 18, 2021
(date)



[Signature]
(signature of notary public)

RECEIVED
APR 13 2018
ARIZONA CORP COMMISSION
UTILITIES DIVISION - DIRECTOR'S OFFICE

Verification and Sworn Statement (Residential Revenue)

Verification:

State of Arizona I, the undersigned of the
(state name)

County of (county name): Mohave
Name (owner or official) title: Wendy Barnett, President
Company name: Bermuda Water Company, Inc.

DO SAY THAT THIS ANNUAL UTILITY PROPERTY TAX AND SALES TAX REPORT TO THE ARIZONA CORPORATION COMMISSION.

FOR THE YEAR ENDING: 12/31/17

HAS BEEN PREPARED UNDER MY DIRECTION, FROM THE ORIGINAL BOOKS, PAPERS AND RECORDS OF SAID UTILITY; THAT I HAVE CAREFULLY EXAMINED THE SAME, AND DECLARE THE SAME TO BE A COMPLETE AND CORRECT STATEMENT OF BUSINESS AND AFFAIRS OF SAID UTILITY FOR THE PERIOD COVERED BY THIS REPORT IN RESPECT TO EACH AND EVERY MATTER AND THING SET FORTH, TO THE BEST OF MY KNOWLEDGE, INFORMATION AND BELIEF.

Sworn Statement: IN ACCORDANCE WITH THE REQUIREMENTS OF TITLE 40, ARTICLE 8, SECTION 40-401, ARIZONA REVISED STATUTES, IT IS HEREIN REPORTED THAT THE GROSS OPERATING REVENUE OF SAID UTILITY DERIVED FROM ARIZONA INTRASTATE UTILITY OPERATIONS RECEIVED FROM RESIDENTIAL CUSTOMERS DURING THE CALENDAR YEAR WAS:

Arizona Intrastate Gross Operating Revenues Only (\$)

3,714,112

(The amount in the box above includes

290,134 in sales taxes
billed or collected)

Wendy Barnett

signature of owner/official

(775)-990-4830
telephone no.

SUBSCRIBED AND SWORN TO BEFORE ME A NOTARY PUBLIC
IN AND FOR THE COUNTY

NYE

(county name)

THIS

12th

DAY OF

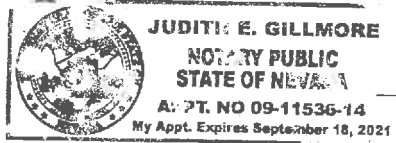
APRIL, 2018

(month) and (year)

MY COMMISSION EXPIRES

SEPT 18, 2021

(date)



Judith E. Gillmore
(signature of notary public)