

**ANNUAL REPORT**

Of

Company Name: **Bidegain Water Company**

PO Box 538

Mailing Address: **Kearny AZ**  
85137

Docket No.: **W-02026A**

For the Year Ended: **12/31/20**

**RECEIVED**

**AUG 30 2021**

ARIZONA CORP COMMISSION  
UTILITIES DIVISION - DIRECTOR'S OFFICE

**WATER UTILITY**

To

Arizona Corporation Commission

**Due on April 15th**

Email: [Util-Compliance@azcc.gov](mailto:Util-Compliance@azcc.gov), mail or deliver the completed Annual Report to:

Arizona Corporation Commission  
Compliance Section - Utilities Division  
1200 West Washington Street  
Phoenix, Arizona 85007

Application Type: **Original Filing**

Application Date: **8/25/2021**

ARIZONA CORPORATION COMMISSION  
WATER UTILITY ANNUAL REPORT  
Bidegain Water Company  
A Class  Utility

For the Calendar Year Ended: 12/31/20

Primary Address: 

|              |        |        |         |
|--------------|--------|--------|---------|
| P.O. BOX 538 |        |        |         |
| City:        | KEARNY | State: | ARIZONA |
| Zip Code:    | 85137  |        |         |

Telephone Number:

Date of Original Organization of Utility:

Person to whom correspondence should be addressed concerning this report:

Name:   
Telephone No. :   
Address:   
City:  State:  Zip Code:   
Email:

Name:   
Telephone No. :   
Address:   
City:  State:  Zip Code:   
Email:

Name:   
Telephone No. :   
Address:   
City:  State:  Zip Code:   
Email:

Name:   
Telephone No. :   
Address:   
City:  State:  Zip Code:   
Email:

Name:   
Telephone No. :   
Address:   
City:  State:  Zip Code:   
Email:

Ownership:

Counties Served:

**Important changes during the year**

|  |   |
|--|---|
|  | For those companies not subject to the affiliated interest rules, has there been a change in ownership or direct control during the year? |
|  | If yes, please provide specific details in the box below.   |
|  |   |

|  |   |
|--|---|
|  | Has the company been notified by any other regulatory authorities during the year, that they are out of compliance? |
|  | If yes, please provide specific details in the box below.   |
|  |   |

Bidegain Water Company  
Annual Report  
Utility Plant in Service (Water)  
12/31/20

| Utility Plant in Service (Water) |  |                              |                        |                          |                        |                          |                   |
|----------------------------------|--|------------------------------|------------------------|--------------------------|------------------------|--------------------------|-------------------|
| Account No.                      | Description                            | Beginning Year Original Cost | Current Year Additions | Current Year Retirements | Adjusted Original Cost | Accumulated Depreciation | OCLD (OC less AD) |
| 301                              | Organization                           |                              |                        |                          | \$0                    |                          | \$0               |
| 302                              | Franchises                             |                              |                        |                          | 0                      |                          | 0                 |
| 303                              | Land and Land Rights                   | 3,000                        |                        |                          | 3,000                  |                          | 3,000             |
| 304                              | Structures and Improvements            | 30,096                       | 1,199                  |                          | 31,295                 | 31,295                   | 0                 |
| 305                              | Collecting & Improving Reservoirs      |                              |                        |                          | 0                      |                          | 0                 |
| 306                              | Lake, River, Canal Intakes             |                              |                        |                          | 0                      |                          | 0                 |
| 307                              | Wells and Springs                      | 2,500                        |                        |                          | 2,500                  | 2,500                    | 0                 |
| 308                              | Infiltration Galleries                 |                              |                        |                          | 0                      |                          | 0                 |
| 309                              | Supply Mains                           |                              |                        |                          | 0                      |                          | 0                 |
| 310                              | Power Generation Equipment             |                              |                        |                          | 0                      |                          | 0                 |
| 311                              | Pumping Equipment                      |                              |                        |                          | 0                      |                          | 0                 |
| 320                              | Water Treatment Equipment              |                              |                        |                          | 0                      |                          | 0                 |
| 320.1                            | Water Treatment Plants                 |                              |                        |                          | 0                      |                          | 0                 |
| 320.2                            | Solution Chemical Feeders              |                              |                        |                          | 0                      |                          | 0                 |
| 320.3                            | Point-of-Use Treatment Devices         |                              |                        |                          | 0                      |                          | 0                 |
| 330                              | Distribution Reservoirs and Standpipes |                              |                        |                          | 0                      |                          | 0                 |
| 330.1                            | Storage Tanks                          |                              |                        |                          | 0                      |                          | 0                 |
| 330.2                            | Pressure Tanks                         |                              |                        |                          | 0                      |                          | 0                 |
| 331                              | Transmission and Distribution Mains    | 8,090                        |                        |                          | 8,090                  | 8,090                    | 0                 |
| 333                              | Services                               |                              |                        |                          | 0                      |                          | 0                 |
| 334                              | Meters and Meter Installations         |                              |                        |                          | 0                      |                          | 0                 |
| 335                              | Hydrants                               |                              |                        |                          | 0                      |                          | 0                 |
| 336                              | Backflow Prevention Devices            |                              |                        |                          | 0                      |                          | 0                 |
| 339                              | Other Plant and Misc. Equipment        | 2,664                        |                        |                          | 2,664                  | 2,664                    | 0                 |
| 340                              | Office Furniture and Equipment         |                              |                        |                          | 0                      |                          | 0                 |
| 340.1                            | Computer & Software                    |                              |                        |                          | 0                      |                          | 0                 |
| 341                              | Transportation Equipment               |                              |                        |                          | 0                      |                          | 0                 |
| 342                              | Stores Equipment                       |                              |                        |                          | 0                      |                          | 0                 |
| 343                              | Tools, Shop and Garage Equipment       |                              |                        |                          | 0                      |                          | 0                 |
| 344                              | Laboratory Equipment                   |                              |                        |                          | 0                      |                          | 0                 |
| 345                              | Power Operated Equipment               |                              |                        |                          | 0                      |                          | 0                 |
| 346                              | Communication Equipment                |                              |                        |                          | 0                      |                          | 0                 |
| 347                              | Miscellaneous Equipment                |                              |                        |                          | 0                      |                          | 0                 |
| 348                              | Other Tangible Plant                   |                              |                        |                          | 0                      |                          | 0                 |
|                                  | <b>Totals</b>                          | <b>\$46,350</b>              | <b>\$1,199</b>         | <b>\$0</b>               | <b>\$47,549</b>        | <b>\$44,549</b>          | <b>\$3,000</b>    |

Bidegain Water Company  
 Annual Report  
 Depreciation Expense for the Current Year (Water)  
 12/31/20

| Depreciation Expense for the Current Year (Water) |  |                              |                        |                          |                        |   |                   |                          |                      |
|---|--|------------------------------|------------------------|--------------------------|------------------------|---|-------------------|--------------------------|----------------------|
| Account No.                                       | Description                            | Beginning Year Original Cost | Current Year Additions | Current Year Retirements | Adjusted Original Cost | Fully Depreciated/Non-depreciable Plant | Depreciable Plant | Depreciation Percentages | Depreciation Expense |
| 301   | Organization                           | \$0                          | \$0                    | \$0                      | \$0                    |   | \$0               |                          | \$0                  |
| 302   | Franchises                             | 0                            | 0                      | 0                        | 0                      |   | 0                 |                          | 0                    |
| 303   | Land and Land Rights                   | 3,000                        | 0                      | 0                        | 3,000                  |   | 3,000             |                          | 0                    |
| 304   | Structures and Improvements            | 30,096                       | 1,199                  | 0                        | 31,295                 | 21,700                                  | 9,595             | 0.12%                    | 1,199                |
| 305   | Collecting & Improving Reservoirs      | 0                            | 0                      | 0                        | 0                      |   | 0                 |                          | 0                    |
| 306   | Lake, River, Canal Intakes             | 0                            | 0                      | 0                        | 0                      |   | 0                 |                          | 0                    |
| 307   | Wells and Springs                      | 2,500                        | 0                      | 0                        | 2,500                  | 2,500                                   | 0                 |                          | 0                    |
| 308   | Infiltration Galleries                 | 0                            | 0                      | 0                        | 0                      |   | 0                 |                          | 0                    |
| 309   | Supply Mains                           | 0                            | 0                      | 0                        | 0                      |   | 0                 |                          | 0                    |
| 310   | Power Generation Equipment             | 0                            | 0                      | 0                        | 0                      |   | 0                 |                          | 0                    |
| 311   | Pumping Equipment                      | 0                            | 0                      | 0                        | 0                      |   | 0                 |                          | 0                    |
| 320   | Water Treatment Equipment              | 0                            | 0                      | 0                        | 0                      |   | 0                 |                          | 0                    |
| 320.1   | Water Treatment Plants                 | 0                            | 0                      | 0                        | 0                      |   | 0                 |                          | 0                    |
| 320.2   | Solution Chemical Feeders              | 0                            | 0                      | 0                        | 0                      |   | 0                 |                          | 0                    |
| 320.3   | Point-of-Use Treatment Devices         | 0                            | 0                      | 0                        | 0                      |   | 0                 |                          | 0                    |
| 330   | Distribution Reservoirs and Standpipes | 0                            | 0                      | 0                        | 0                      |   | 0                 |                          | 0                    |
| 330.1   | Storage Tanks                          | 0                            | 0                      | 0                        | 0                      |   | 0                 |                          | 0                    |
| 330.2   | Pressure Tanks                         | 0                            | 0                      | 0                        | 0                      |   | 0                 |                          | 0                    |
| 331   | Transmission and Distribution Mains    | 8,090                        | 0                      | 0                        | 8,090                  | 8,090                                   | 0                 |                          | 0                    |
| 333   | Services                               | 0                            | 0                      | 0                        | 0                      |   | 0                 |                          | 0                    |
| 334   | Meters and Meter Installations         | 0                            | 0                      | 0                        | 0                      |   | 0                 |                          | 0                    |
| 335   | Hydrants                               | 0                            | 0                      | 0                        | 0                      |   | 0                 |                          | 0                    |
| 336   | Backflow Prevention Devices            | 0                            | 0                      | 0                        | 0                      |   | 0                 |                          | 0                    |
| 339   | Other Plant and Misc. Equipment        | 2,664                        | 0                      | 0                        | 2,664                  | 2,664                                   | 0                 |                          | 0                    |
| 340   | Office Furniture and Equipment         | 0                            | 0                      | 0                        | 0                      |   | 0                 |                          | 0                    |
| 340.1   | Computer & Software                    | 0                            | 0                      | 0                        | 0                      |   | 0                 |                          | 0                    |
| 341   | Transportation Equipment               | 0                            | 0                      | 0                        | 0                      |   | 0                 |                          | 0                    |
| 342   | Stores Equipment                       | 0                            | 0                      | 0                        | 0                      |   | 0                 |                          | 0                    |
| 343   | Tools, Shop and Garage Equipment       | 0                            | 0                      | 0                        | 0                      |   | 0                 |                          | 0                    |
| 344   | Laboratory Equipment                   | 0                            | 0                      | 0                        | 0                      |   | 0                 |                          | 0                    |
| 345   | Power Operated Equipment               | 0                            | 0                      | 0                        | 0                      |   | 0                 |                          | 0                    |
| 346   | Communication Equipment                | 0                            | 0                      | 0                        | 0                      |   | 0                 |                          | 0                    |
| 347   | Miscellaneous Equipment                | 0                            | 0                      | 0                        | 0                      |   | 0                 |                          | 0                    |
| 348   | Other Tangible Plant                   | 0                            | 0                      | 0                        | 0                      |   | 0                 |                          | 0                    |
|   | <b>Subtotal</b>                        | <b>\$46,350</b>              | <b>\$1,199</b>         | <b>\$0</b>               | <b>\$47,549</b>        | <b>\$34,954</b>                         | <b>\$12,595</b>   |                          | <b>\$1,199</b>       |

Contribution(s) in Aid of Construction (Gross)  
 Less: Non Amortizable Contribution(s)  
 Fully Amortized Contribution(s)  
 Amortizable Contribution(s)  
 Times: Proposed Amortization Rate  
**Amortization of CIAC**

\$0  
 9.52%  
 \$0

Less: Amortization of CIAC

**DEPRECIATION EXPENSE**

Bidegain Water Company  
 Annual Report  
 Balance Sheet Assets  
 12/31/20

| Balance Sheet Assets |   |  |                                     |                               |
|----------------------|---|--|-------------------------------------|-------------------------------|
|                      | Assets  |  | Balance at Beginning of Year (2020) | Balance at End of Year (2020) |
| Account No.          | <b>Current and Accrued Assets</b>             |  |                                     |                               |
| 131                  | Cash  |  | \$7,616                             | \$11,615                      |
| 134                  | Working Funds                                 |  |                                     |                               |
| 135                  | Temporary Cash Investments                    |  | 6,725                               | 7,925                         |
| 141                  | Customer Accounts Receivable                  |  | 2,174                               | 2,775                         |
| 146                  | Notes Receivable from Associated Companies    |  |                                     |                               |
| 151                  | Plant Material and Supplies                   |  |                                     |                               |
| 162                  | Prepayments                                   |  |                                     |                               |
| 174                  | Miscellaneous Current and Accrued Assets      |  |                                     |                               |
|                      | <b>Total Current and Accrued Assets</b>       |  | <b>\$16,515</b>                     | <b>\$22,315</b>               |
| Account No.          | <b>Fixed Assets</b>                           |  |                                     |                               |
| 101                  | Utility Plant in Service*                     |  | \$46,350                            | \$47,549                      |
| 103                  | Property Held for Future Use                  |  |                                     |                               |
| 105                  | Construction Work in Progress                 |  |                                     |                               |
| 108                  | Accumulated Depreciation (enter as negative)* |  | (33,653)                            | (44,549)                      |
| 121                  | Non-Utility Property                          |  |                                     | (34,844)                      |
| 122                  | Accumulated Depreciation - Non Utility        |  |                                     |                               |
|                      | <b>Total Fixed Assets</b>                     |  | <b>\$12,697</b>                     | <b>(\$31,844)</b>             |
|                      | <b>Total Assets</b>                           |  | <b>\$29,212</b>                     | <b>(\$9,529)</b>              |

\*Note these items feed automatically from AR3 UPIS Page 4

Bidegain Water Company  
Annual Report  
Balance Sheet Assets  
12/31/20

| Balance Sheet Assets |   |  |                                     |                               |
|----------------------|---|--|-------------------------------------|-------------------------------|
|                      | Assets  |  | Balance at Beginning of Year (2020) | Balance at End of Year (2020) |
| Account No.          | <b>Current and Accrued Assets</b>             |  |                                     |                               |
| 131                  | Cash  |  | \$7,616                             | \$11,615                      |
| 134                  | Working Funds                                 |  |                                     |                               |
| 135                  | Temporary Cash Investments                    |  | 6,725                               | 7,925                         |
| 141                  | Customer Accounts Receivable                  |  | 2,174                               | 2,775                         |
| 146                  | Notes Receivable from Associated Companies    |  |                                     |                               |
| 151                  | Plant Material and Supplies                   |  |                                     |                               |
| 162                  | Prepayments                                   |  |                                     |                               |
| 174                  | Miscellaneous Current and Accrued Assets      |  |                                     |                               |
|                      | <b>Total Current and Accrued Assets</b>       |  | <b>\$16,515</b>                     | <b>\$22,315</b>               |
| Account No.          | <b>Fixed Assets</b>                           |  |                                     |                               |
| 101                  | Utility Plant in Service*                     |  | \$46,350                            | \$47,549                      |
| 103                  | Property Held for Future Use                  |  |                                     |                               |
| 105                  | Construction Work in Progress                 |  |                                     |                               |
| 108                  | Accumulated Depreciation (enter as negative)* |  | (33,653)                            | (44,549)                      |
| 121                  | Non-Utility Property                          |  |                                     | (34,844)                      |
| 122                  | Accumulated Depreciation - Non Utility        |  |                                     |                               |
|                      | <b>Total Fixed Assets</b>                     |  | <b>\$12,697</b>                     | <b>(\$31,844)</b>             |
|                      | <b>Total Assets</b>                           |  | <b>\$29,212</b>                     | <b>(\$9,529)</b>              |

\*Note these items feed automatically from AR3 UPIS Page 4

Bidegain Water Company  
Annual Report  
Water Comparative Income Statement  
12/31/20

| <b>Water Comparative Income Statement</b> |  |   |                                      |
|---|--|---|--------------------------------------|
| Account No.                               | Calendar Year                            | Current Year<br>01/01/2020 - 12/31/2020 | Last Year<br>01/01/2019 - 12/31/2019 |
|   | <b>Operating Revenue</b>                 |   |                                      |
| 461                                       | Metered Water Revenue                    | \$3,809                                 | \$3,755                              |
| 460                                       | Unmetered Water Revenue                  |   |                                      |
| 462                                       | Fire Protection Revenue                  |   |                                      |
| 469                                       | Guaranteed Revenues (Surcharges)         |   |                                      |
| 471                                       | Miscellaneous Service Revenues           |   |                                      |
| 474                                       | Other Water Revenue                      | 3,709                                   | 3,605                                |
|   | <b>Total Revenues</b>                    | <b>\$7,518</b>                          | <b>\$7,360</b>                       |
|   | <b>Operating Expenses</b>                |   |                                      |
| 601                                       | Salaries and Wages                       |   |                                      |
| 604                                       | Employee Pensions and Benefits           |   |                                      |
| 610                                       | Purchased Water                          |   |                                      |
| 615                                       | Purchased Power                          | 2,485                                   | 2,455                                |
| 618                                       | Chemicals                                |   |                                      |
| 620                                       | Materials and Supplies                   | 138                                     | 1,773                                |
| 620.1                                     | Repairs and Maintenance                  |   |                                      |
| 620.2                                     | Office Supplies and Expense              |   |                                      |
| 630                                       | Contractual Services                     |   |                                      |
| 631                                       | Contractual Services - Engineering       |   |                                      |
| 632                                       | Contractual Services - Accounting        |   |                                      |
| 633                                       | Contractual Services - Legal             |   |                                      |
| 634                                       | Contractual Services - Management Fees   |   |                                      |
| 635                                       | Contractual Services - Water Testing     | 1,525                                   | 750                                  |
| 636                                       | Contractual Services - Other             |   |                                      |
| 640                                       | Rents                                    |   |                                      |
| 641                                       | Rental of Building/Real Property         |   |                                      |
| 642                                       | Rental of Equipment                      |   |                                      |
| 650                                       | Transportation Expenses                  |   |                                      |
| 657                                       | Insurance - General Liability            |   |                                      |
| 657.1                                     | Insurance - Health and Life              |   |                                      |
| 665                                       | Regulatory Commission Expense - Rate     | 554                                     | 310                                  |
| 670                                       | Bad Debt Expense                         |   |                                      |
| 675                                       | Miscellaneous Expense                    | 59                                      |                                      |
| 403                                       | Depreciation Expense (From Schedule AR4) | 1,199                                   | 1,287                                |
| 408                                       | Taxes Other Than Income                  | 135                                     |                                      |
| 408.11                                    | Property Taxes                           | 355                                     | 340                                  |
| 409                                       | Income Taxes                             |   |                                      |
| 427.1                                     | Customer Security Deposit Interest       |   |                                      |
|   | <b>Total Operating Expenses</b>          | <b>\$6,450</b>                          | <b>\$6,915</b>                       |
|   | <b>Operating Income / (Loss)</b>         | <b>\$1,068</b>                          | <b>\$445</b>                         |
|   | <b>Other Income / (Expense)</b>          |   |                                      |
| 419                                       | Interest and Dividend Income             |   |                                      |
| 421                                       | Non-Utility Income                       |   |                                      |
| 426                                       | Miscellaneous Non-Utility (Expense)      |   |                                      |
| 427                                       | Interest (Expense)                       |   |                                      |
|   | <b>Total Other Income / (Expense)</b>    | <b>\$0</b>                              | <b>\$0</b>                           |
|   | <b>Net Income / (Loss)</b>               | <b>\$1,068</b>                          | <b>\$445</b>                         |



Bidegain Water Company  
Annual Report  
Full time equivalent employees  
12/31/20

**Full time equivalent employees**

|                      | Direct Company | Allocated | Outside service | Total |
|----------------------|----------------|-----------|-----------------|-------|
| President            |                |           |                 | 0.0   |
| Vice-president       |                |           |                 | 0.0   |
| Manager              |                |           |                 | 0.0   |
| Engineering Staff    |                |           |                 | 0.0   |
| System Operator(s)   |                |           |                 | 0.0   |
| Meter reader         |                |           |                 | 0.0   |
| Customer Service     |                |           |                 | 0.0   |
| Accounting           |                |           |                 | 0.0   |
| Business Office      |                |           |                 | 0.0   |
| Rates Department     |                |           |                 | 0.0   |
| Administrative Staff |                |           |                 | 0.0   |
| Other                |                |           |                 | 0.0   |
| <b>Total</b>         | 0.0            | 0.0       | 0.0             | 0.0   |

Bidegain Water Company  
 Annual Report  
 Supplemental Financial Data (Long-Term Debt)  
 12/31/20

| Supplemental Financial Data (Long-Term Debt) |         |         |         |         |
|--|---------|---------|---------|---------|
|  | Loan #1 | Loan #2 | Loan #3 | Loan #4 |
| Date Issued                                  |         |         |         |         |
| Source of Loan                               |         |         |         |         |
| ACC Decision No.                             |         |         |         |         |
| Reason for Loan                              |         |         |         |         |
| Dollar Amt. Issued                           |         |         |         |         |
| Amount Outstanding                           |         |         |         |         |
| Date of Maturity                             |         |         |         |         |
| Interest Rate                                |         |         |         |         |
| Current Year Interest                        |         |         |         |         |
| Current Year Principal                       |         |         |         |         |

Meter Deposit Balance at Test Year End:

Meter Deposits Refunded During the Test Year:

*List all bonds, notes, loans, and other types of indebtedness in which the proceeds were used in the provision of public utility service. Indebtedness incurred for personal uses by the owner of the utility should not be listed. Input 0 or none if there is nothing to report for that cell.*

| Well and Water Usage             |                 |                  |                     |                          |                    |              |                  |                  |                     |               |        |
|----------------------------------|-----------------|------------------|---------------------|--------------------------|--------------------|--------------|------------------|------------------|---------------------|---------------|--------|
| Name of the System:              |                 |                  |                     |                          |                    |              |                  |                  |                     |               |        |
| ADEQ Public Water System Number: |                 |                  |                     |                          |                    |              |                  |                  |                     |               |        |
| ADWR PCC Number:                 |                 |                  |                     |                          |                    |              |                  |                  |                     |               |        |
| Well registry 55# (55-XXXXXX):   | Pump Horsepower | Pump Yield (gpm) | Casing Depth (feet) | Casing Diameter (inches) | Pump Motor Type ** | Year Drilled | Water level 2010 | Water level 2020 | Meter Size (inches) | How measured: | Active |
| 55-529369                        | 5               | 35               | 8                   |                          |                    |              |                  |                  |                     |               |        |
| 55-612346                        | 5               | 60               | 6                   |                          |                    |              |                  |                  |                     |               |        |
|                                  |                 |                  |                     |                          |                    |              |                  |                  |                     |               |        |
|                                  |                 |                  |                     |                          |                    |              |                  |                  |                     |               |        |
|                                  |                 |                  |                     |                          |                    |              |                  |                  |                     |               |        |
|                                  |                 |                  |                     |                          |                    |              |                  |                  |                     |               |        |
|                                  |                 |                  |                     |                          |                    |              |                  |                  |                     |               |        |
|                                  |                 |                  |                     |                          |                    |              |                  |                  |                     |               |        |
|                                  |                 |                  |                     |                          |                    |              |                  |                  |                     |               |        |
|                                  |                 |                  |                     |                          |                    |              |                  |                  |                     |               |        |
|                                  |                 |                  |                     |                          |                    |              |                  |                  |                     |               |        |
|                                  |                 |                  |                     |                          |                    |              |                  |                  |                     |               |        |
|                                  |                 |                  |                     |                          |                    |              |                  |                  |                     |               |        |
|                                  |                 |                  |                     |                          |                    |              |                  |                  |                     |               |        |
|                                  |                 |                  |                     |                          |                    |              |                  |                  |                     |               |        |
|                                  |                 |                  |                     |                          |                    |              |                  |                  |                     |               |        |
|                                  |                 |                  |                     |                          |                    |              |                  |                  |                     |               |        |
|                                  |                 |                  |                     |                          |                    |              |                  |                  |                     |               |        |
|                                  |                 |                  |                     |                          |                    |              |                  |                  |                     |               |        |
|                                  |                 |                  |                     |                          |                    |              |                  |                  |                     |               |        |

Name of system water delivered to: \_\_\_\_\_  
 ADWR PCC Number: \_\_\_\_\_  
 Source of water delivered to another system: \_\_\_\_\_

Name of system water received from: \_\_\_\_\_  
 ADWR PCC Number: \_\_\_\_\_  
 Source of water received: \_\_\_\_\_  
 Well registry 55# (55-XXXXXX): \_\_\_\_\_

| Month         | Water withdrawn (gallons)1 | Water sold (gallons)2 | Water delivered (sold) to other systems (gallons)3 | Water received (purchased) from other systems (gallons)4 | Estimated authorized use (gallons)5 | Purchased Power Expense6 | Purchased Power (kWh)7 |
|---------------|----------------------------|-----------------------|--|--|-------------------------------------|--------------------------|------------------------|
| January       | 94.90                      | 94.90                 |  |  |                                     | \$205                    |                        |
| February      | 103.85                     | 103.85                |  |  |                                     | 205                      |                        |
| March         | 114.43                     | 114.43                |  |  |                                     | 205                      |                        |
| April         | 101.35                     | 101.35                |  |  |                                     | 205                      |                        |
| May           | 128.94                     | 128.94                |  |  |                                     | 205                      |                        |
| June          | 125.99                     | 125.99                |  |  |                                     | 205                      |                        |
| July          | 163.82                     | 163.82                |  |  |                                     | 250                      |                        |
| August        | 97.22                      | 97.22                 |  |  |                                     | 205                      |                        |
| September     | 66.20                      | 66.20                 |  |  |                                     | 205                      |                        |
| October       | 65.01                      | 65.01                 |  |  |                                     | 205                      |                        |
| November      | 70.80                      | 70.80                 |  |  |                                     | 195                      |                        |
| December      | 84.79                      | 84.79                 |  |  |                                     | 195                      |                        |
| <b>Totals</b> | <b>1,217.30</b>            | <b>1,217.30</b>       | <b>0.00</b>  | <b>0.00</b>  | <b>0.00</b>                         | <b>\$2,485</b>           | <b>0</b>               |

If applicable, in the space below please provide a description for all un-metered water use along with amounts:  
 \_\_\_\_\_  
 \_\_\_\_\_  
 \_\_\_\_\_

1 Water withdrawn - Total gallons of water withdrawn from pumped sources.  
 2 Water sold - Total gallons from customer meters, and other sales such as construction water.  
 3 Water delivered (sold) to other systems - Total gallons of water delivered to other systems.  
 4 Water received (purchased) from other systems - Total gallons of water purchased/received from other systems.  
 5 Estimated authorized use - Total estimated gallons from authorized metered or unmetered use. Authorized uses such as flushing (mains, services and hydrants) draining/cleaning tanks, process, construction, fire fighting, etc. Non-authorized use (real losses) are service line breaks and leaks, water main breaks, meter inaccuracies and theft.  
 6 Enter the total purchased power costs for the power meters associated with this system.  
 7 Enter the total purchased kWh used by the power meters associated with this system.

**Water Utility Plant Description**

|                                  |   |  |  |
|----------------------------------|---|--|--|
| Name of the System:              | 0 |  |  |
| ADEQ Public Water System Number: |   |  |  |
| ADWR PCC Number:                 |   |  |  |

| <b>MAINS</b>   |                 |               |
|----------------|-----------------|---------------|
| Sizes (inches) | Material        | Length (feet) |
| 2.00           | Stainless Steel | 650           |
| 4.00           | Transite        | 1,865         |
|                |                 |               |
|                |                 |               |
|                |                 |               |
|                |                 |               |
|                |                 |               |
|                |                 |               |
|                |                 |               |
|                |                 |               |
|                |                 |               |
|                |                 |               |
|                |                 |               |
|                |                 |               |
|                |                 |               |

| <b>CUSTOMER METERS</b> |          |                                |                           |
|------------------------|----------|--------------------------------|---------------------------|
| Size (inches)          | Quantity | Percent over 1,000,000 gallons | Percent over 10 years old |
|                        |          |                                |                           |
|                        |          |                                |                           |
|                        |          |                                |                           |
|                        |          |                                |                           |
|                        |          |                                |                           |
|                        |          |                                |                           |
|                        |          |                                |                           |
|                        |          |                                |                           |
|                        |          |                                |                           |
|                        |          |                                |                           |
|                        |          |                                |                           |
|                        |          |                                |                           |
|                        |          |                                |                           |
|                        |          |                                |                           |
|                        |          |                                |                           |
|                        |          |                                |                           |
|                        |          |                                |                           |

| <b>SERVICE LINES</b> |                   |                |
|----------------------|-------------------|----------------|
| Material             | Percent of system | Year installed |
|                      |                   |                |
|                      |                   |                |
|                      |                   |                |
|                      |                   |                |
|                      |                   |                |

| <b>BOOSTER PUMPS</b> |     |          |
|----------------------|-----|----------|
| Horsepower           | GPM | Quantity |
|                      |     |          |
|                      |     |          |
|                      |     |          |
|                      |     |          |

| <b>FIRE HYDRANTS</b> |          |
|----------------------|----------|
| Type                 | Quantity |
| Standard *           |          |
| Other                |          |

| <b>STORAGE TANKS</b> |          |          |                |
|----------------------|----------|----------|----------------|
| Capacity (gallons)   | Material | Quantity | Year installed |
| 48,000               |          | 1        |                |
| 10,000               |          | 1        |                |
|                      |          |          |                |
|                      |          |          |                |
|                      |          |          |                |
|                      |          |          |                |
|                      |          |          |                |

| <b>PRESSURE/BLADDER TANKS</b> |          |          |                |
|-------------------------------|----------|----------|----------------|
| Capacity (gallons)            | Material | Quantity | Year installed |
| 1,000                         |          | 1        |                |
|                               |          |          |                |
|                               |          |          |                |
|                               |          |          |                |
|                               |          |          |                |
|                               |          |          |                |
|                               |          |          |                |

\* A standard fire hydrant has two 2.5 inch hose connection nozzles with 7.5 threads per inch, and one 4.5 inch pumper connection nozzle with 4 threads per inch.

Water Utility Plant Description (Continued)

For the following three items, list the utility owned assets in each category for each system.

|                             |  |
|-----------------------------|--|
| <b>TREATMENT EQUIPMENT:</b> |  |
|-----------------------------|--|

|                    |  |
|--------------------|--|
| <b>STRUCTURES:</b> |  |
|--------------------|--|

|               |  |
|---------------|--|
| <b>OTHER:</b> |  |
|---------------|--|

**Provide a calculation used to determine the value of one water equivalent residential connection (ERC).**

Use one of the following methods:

- (a) If actual flow data are available from the preceding 12 months, divide the total annual single family residence (SFR) gallons sold by the average number of single family residence customers for the same period and divide the result by 365
- (b) If no historical flow data are available, use:  
 $ERC = ( \text{Total SFR gallons sold (Omit 000)} / 365 \text{ days} / 350 \text{ gallons per day} )$

ERC

Method used:

| Customer and Other Information   |   |
|----------------------------------|---|
| Name of the System:              | 0 |
| ADEQ Public Water System Number: |   |
| ADWR PCC Number:                 |   |

| Month     | Number of Customers |              |            |                 | Other Non-Residential |
|-----------|---------------------|--------------|------------|-----------------|-----------------------|
|           | Single-Family       | Multi-Family | Commercial | Turf/Irrigation |                       |
| January   | 23                  |              |            |                 |                       |
| February  | 23                  |              |            |                 |                       |
| March     | 21                  |              |            |                 |                       |
| April     | 23                  |              |            |                 |                       |
| May       | 23                  |              |            |                 |                       |
| June      | 23                  |              |            |                 |                       |
| July      | 23                  |              |            |                 |                       |
| August    | 23                  |              |            |                 |                       |
| September | 23                  |              |            |                 |                       |
| October   | 23                  |              |            |                 |                       |
| November  | 23                  |              |            |                 |                       |
| December  | 23                  |              |            |                 |                       |

If the system has fire hydrants, what is the fire flow requirements?  GPM for  hrs.

Does the system have chlorination treatment?

Does the Company have an ADWR Gallons Per Capita Per Day (GCPCPD) requirement?   
 If yes, provide the GCPCPD amount:

Is the Water Utility located in an ADWR Active Management Area (AMA)?   
 If yes, which AMA?

What is the present system connection capacity (in ERCs \*) using existing lines?

What is the future system connection capacity (in ERCs \*) upon service area buildout?

Describe any plans and estimated completion dates for any enlargements or improvements of this system.

\* an ERC is based on the calculation on the bottom of AR9 page 12.

Bidegain Water Company  
 Annual Report  
 Utility Shutoffs / Disconnects  
 12/31/20

| Utility Shutoffs / Disconnects   |   |
|----------------------------------|---|
| Name of the System:              | 0 |
| ADEQ Public Water System Number: |   |
| ADWR PCC Number:                 |   |

| Month        | Termination without Notice R14-2-410.B | Termination with Notice R14-2-410.C | Other    |
|--------------|--|-------------------------------------|----------|
| January      |  |                                     |          |
| February     |  |                                     |          |
| March        |  |                                     |          |
| April        |  |                                     |          |
| May          |  |                                     |          |
| June         |  |                                     |          |
| July         |  |                                     |          |
| August       |  |                                     |          |
| September    |  |                                     |          |
| October      |  |                                     |          |
| November     |  |                                     |          |
| December     |  |                                     |          |
| <b>Total</b> | <b>0</b>                               | <b>0</b>                            | <b>0</b> |

Other (description):

**Instructions:** Fill out the Grey Cells with the relevant information. Input 0 or none if there is nothing recorded in that account or there is no applicable information to report.

**Property Taxes**

Amount of actual property taxes paid during Calendar Year 2020 was

If no property taxes paid, explain why.

**Instructions:** Fill out the Grey Cells with the relevant information. Input 0 or none if there is nothing recorded in that account or there is no applicable information to report.



Verification and Sworn Statement (Taxes)

Verification: State of ARIZONA I, the undersigned of the  
(state name)

County of (county name): PINAL  
Name (owner or official) title: KAREN A SAMUEL, EA  
Company name: Bidegain Water Company

DO SAY THAT THIS ANNUAL UTILITY PROPERTY TAX AND SALES TAX REPORT TO THE ARIZONA CORPORATION COMMISSION.

FOR THE YEAR ENDING: 12/31/20

HAS BEEN PREPARED UNDER MY DIRECTION, FROM THE ORIGINAL BOOKS, PAPERS AND RECORDS OF SAID UTILITY; THAT I HAVE CAREFULLY EXAMINED THE SAME, AND DECLARE THE SAME TO BE A COMPLETE AND CORRECT STATEMENT OF BUSINESS AND AFFAIRS OF SAID UTILITY FOR THE PERIOD COVERED BY THIS REPORT IN RESPECT TO EACH AND EVERY MATTER AND THING SET FORTH, TO THE BEST OF MY KNOWLEDGE, INFORMATION AND BELIEF.

Sworn Statement: I HEREBY ATTEST THAT ALL PROPERTY TAXES FOR SAID COMPANY ARE CURRENT AND PAID IN FULL.

I HEREBY ATTEST THAT ALL SALES TAXES FOR SAID COMPANY ARE NOT CURRENT AND PAID IN FULL.

RECEIVED

AUG 30 2021

ARIZONA CORP COMMISSION  
UTILITIES DIVISION - DIRECTOR'S OFFICE

Karen A Samuel, EA  
signature of owner/official

928-425-3757  
telephone no.

SUBSCRIBED AND SWORN TO BEFORE ME A NOTARY PUBLIC  
IN AND FOR THE COUNTY

THIS

25<sup>th</sup>


DAY OF

Gila  
(county name)

8/2021  
(month) and (year)

MY COMMISSION EXPIRES

9/20/24  
(date)



Renee Sue Boullere-Nims  
(signature of notary public)

Verification and Sworn Statement

Verification:

State of ARIZONA I, the undersigned of the  
(state name)  
County of (county name): PINAL  
Name (owner or official) title: KAREN A SAMUEL, EA  
Company name: Bidegain Water Company

DO SAY THAT THIS ANNUAL UTILITY PROPERTY TAX AND SALES TAX REPORT TO THE ARIZONA CORPORATION COMMISSION.

FOR THE YEAR ENDING: 12/31/20

HAS BEEN PREPARED UNDER MY DIRECTION, FROM THE ORIGINAL BOOKS, PAPERS AND RECORDS OF SAID UTILITY; THAT I HAVE CAREFULLY EXAMINED THE SAME, AND DECLARE THE SAME TO BE A COMPLETE AND CORRECT STATEMENT OF BUSINESS AND AFFAIRS OF SAID UTILITY FOR THE PERIOD COVERED BY THIS REPORT IN RESPECT TO EACH AND EVERY MATTER AND THING SET FORTH, TO THE BEST OF MY KNOWLEDGE, INFORMATION AND BELIEF.

Sworn Statement: IN ACCORDANCE WITH THE REQUIREMENTS OF TITLE 40, ARTICLE 8, SECTION 40-401, ARIZONA REVISED STATUTES, IT IS HEREIN REPORTED THAT THE GROSS OPERATING REVENUE OF SAID UTILITY DERIVED FROM ARIZONA INTRASTATE UTILITY OPERATIONS DURING THE CALENDAR YEAR WAS:

Arizona Intrastate Gross Operating Revenues Only (\$)

\$7,518

(The amount in the box above includes

\$135 in sales taxes billed or collected)

RECEIVED

AUG 30 2021

ARIZONA CORP COMMISSION  
UTILITIES DIVISION - DIRECTOR'S OFFICE

Karen A Samuel EA  
signature of owner/official

928-425-3757  
telephone no.

SUBSCRIBED AND SWORN TO BEFORE ME A NOTARY PUBLIC  
IN AND FOR THE COUNTY

GILA

THIS

25<sup>th</sup>

DAY OF

(county name)

8/2021

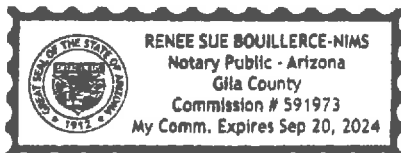
(month) and (year)

MY COMMISSION EXPIRES

9/20/24

(date)

Renée Sue Boullence-Nims  
(signature of notary public)



Verification and Sworn Statement (Residential Revenue)

Verification:

State of ARIZONA I, the undersigned of the  
(state name)

County of (county name): PINAL  
Name (owner or official) title: KAREN A SAMUEL, EA  
Company name: Bidegain Water Company

DO SAY THAT THIS ANNUAL UTILITY PROPERTY TAX AND SALES TAX REPORT TO THE ARIZONA CORPORATION COMMISSION.

FOR THE YEAR ENDING: 12/31/20

HAS BEEN PREPARED UNDER MY DIRECTION, FROM THE ORIGINAL BOOKS, PAPERS AND RECORDS OF SAID UTILITY; THAT I HAVE CAREFULLY EXAMINED THE SAME, AND DECLARE THE SAME TO BE A COMPLETE AND CORRECT STATEMENT OF BUSINESS AND AFFAIRS OF SAID UTILITY FOR THE PERIOD COVERED BY THIS REPORT IN RESPECT TO EACH AND EVERY MATTER AND THING SET FORTH, TO THE BEST OF MY KNOWLEDGE, INFORMATION AND BELIEF.

Sworn Statement: IN ACCORDANCE WITH THE REQUIREMENTS OF TITLE 40, ARTICLE 8, SECTION 40-401, ARIZONA REVISED STATUTES, IT IS HEREIN REPORTED THAT THE GROSS OPERATING REVENUE OF SAID UTILITY DERIVED FROM ARIZONA INTRASTATE UTILITY OPERATIONS RECEIVED FROM RESIDENTIAL CUSTOMERS DURING THE CALENDAR YEAR WAS:

Arizona Intrastate Gross Operating Revenues Only (\$)

\$7,518

(The amount in the box above includes

\$135 in sales taxes billed or collected)

RECEIVED


AUG 30 2021

ARIZONA CORP COMMISSION  
UTILITIES DIVISION - DIRECTOR'S OFFICE

Karen A Samuel EA  
signature of owner/official

928-425-3757

telephone no.



SUBSCRIBED AND SWORN TO BEFORE ME A NOTARY PUBLIC  
IN AND FOR THE COUNTY

Gila  
(county name)

THIS 25<sup>th</sup> DAY OF 8/2021  
(month) and (year)

MY COMMISSION EXPIRES 9/20/24  
(date)

Renee Sue Bouillerc-Nims  
(signature of notary public)