

ANNUAL REPORT

Of

Company Name:
45 Castle Rock Rd., Ste. 4

Mailing Address: Sedona AZ
86351

Docket No.: W-01624A
For the Year Ended:

RECEIVED

APR 09 2018

ARIZONA CORP COMMISSION
UTILITIES DIVISION - DIRECTOR'S OFFICE

WATER UTILITY

To

Arizona Corporation Commission

Due on April 15th

Email: rdelafuente@azcc.gov, mail or deliver the completed Annual Report to:

Arizona Corporation Commission
Compliance Section - Utilities Division
1200 West Washington Street
Phoenix, Arizona 85007

Application Type:
Application Date:

4-10-18

ARIZONA CORPORATION COMMISSION
WATER UTILITY ANNUAL REPORT
Big Park Water Company
A Class Utility

1. For the Calendar Year Ended: 12/31/17

2. Address:
City: State: Zip Code:

3. Telephone Number:

4. Date of Original Organization of Utility:

5. Person to whom correspondence should be addressed concerning this report:

Name:
Telephone No. :
Address:
City: State: Zip Code:
Email:

6. On-Site Manager:

Name:
Telephone No. :
Address:
City: State: Zip Code:
Email:

7. Ownership:

8. Counties Served:

Big Park Water Company
 Annual Report
 Utility Plant in Service (Water)
 12/31/17

Utility Plant in Service (Water)							
Account No.	Description	Beginning Year Original Cost	Current Year Additions	Current Year Retirements	Adjusted Original Cost	Accumulated Depreciation	OC.L.D (OC less AD)
301	Organization	\$25,271	\$0	\$0	\$25,271	\$0	\$25,271
302	Franchises	2,793	0	0	2,793	0	2,793
303	Land and Land Rights	138,272	0	0	138,272	0	138,272
304	Structures and Improvements	120,074	0	0	120,074	90,456	29,618
305	Collecting & Improving Reservoirs	0	0	0	0	0	0
306	Lake, River, Canal Intakes	0	0	0	0	0	0
307	Wells and Springs	416,507	0	0	416,507	315,191	101,316
308	Infiltration Galleries	0	0	0	0	0	0
309	Supply Mains	0	0	0	0	0	0
310	Power Generation Equipment	0	0	0	0	0	0
311	Pumping Equipment	606,884	0	0	606,884	316,812	290,072
320	Water Treatment Equipment	0	0	0	0	0	0
320.1	Water Treatment Plants	857,895	0	0	857,895	205,862	652,033
320.2	Solution Chemical Feeders	0	0	0	0	0	0
320.3	Point-of-Use Treatment Devices	0	0	0	0	0	0
330	Distribution Reservoirs and Standpipes	0	0	0	0	0	0
330.1	Storage Tanks	274,439	0	0	274,439	196,822	77,617
330.2	Pressure Tanks	0	0	0	0	0	0
331	Transmission and Distribution Mains	3,492,098	182	0	3,492,280	2,076,634	1,415,645
333	Services	697,218	13,601	0	710,819	430,094	280,725
334	Meters and Meter Installations	609,255	13,353	0	622,608	337,303	285,305
335	Hydrants	225,923	0	0	225,923	129,284	96,639
336	Backflow Prevention Devices	0	0	0	0	0	0
339	Other Plant and Misc. Equipment	69,003	103,465	0	172,468	48,676	123,791
340	Office Furniture and Equipment	126,319	11,124	0	137,443	69,617	67,826
340.1	Computer & Software	0	0	0	0	0	0
341	Transportation Equipment	163,148	27,048	0	190,196	70,659	119,537
342	Stores Equipment	0	0	0	0	0	0
343	Tools, Shop and Garage Equipment	48,503	672	0	49,175	26,508	22,667
344	Laboratory Equipment	0	0	0	0	0	0
345	Power Operated Equipment	48,466	0	0	48,466	39,240	9,226
346	Communication Equipment	11,382	72	0	11,454	4,671	6,783
347	Miscellaneous Equipment	0	0	0	0	0	0
348	Other Tangible Plant	0	0	0	0	0	0
	Totals	\$7,933,450	\$169,516	\$0	\$8,102,966	\$4,357,829	\$3,745,137

Instructions: Fill out the Grey Cells with the relevent information. Input 0 or none if there is nothing recorded in that account or there is no applicable information to report.

Big Park Water Company
 Annual Report
 Depreciation Expense for the Current Year (Water)
 12/31/17

Depreciation Expense for the Current Year (Water)								
Account No.	Description	Beginning Year Original Cost	Current Year Additions	Current Year Retirements	Adjusted Original Cost	Fully Depreciated/Non-depreciable Plant	Depreciation Percentages	Depreciation Expense
301	Organization	\$25,271	\$0	\$0	\$25,271	\$25,271	0.00%	\$0
302	Franchises	2,793	0	0	2,793	2,793	0.00%	0
303	Land and Land Rights	138,272	0	0	138,272	138,272	0.00%	0
304	Structures and Improvements	120,074	0	0	120,074	0	3.16%/5%	3,875
305	Collecting & Improving Reservoirs	0	0	0	0	0	0.00%	0
306	Lake, River, Canal Intakes	0	0	0	0	0	0.00%	0
307	Wells and Springs	416,507	0	0	416,507	0	3.16%/5%	13,341
308	Infiltration Galleries	0	0	0	0	0	0.00%	0
309	Supply Mains	0	0	0	0	0	0.00%	0
310	Power Generation Equipment	0	0	0	0	0	0.00%	0
311	Pumping Equipment	606,884	0	0	606,884	0	3.16%/5%	19,574
320	Water Treatment Equipment	0	0	0	0	0	0.00%	0
320.1	Water Treatment Plants	857,895	0	0	857,895	0	3.16%/5%	27,108
320.2	Solution Chemical Feeders	0	0	0	0	0	0.00%	0
320.3	Point-of-Use Treatment Devices	0	0	0	0	0	0.00%	0
330	Distribution Reservoirs and Standpipes	0	0	0	0	0	0.00%	0
330.1	Storage Tanks	274,439	0	0	274,439	0	3.16%/5%	9,017
330.2	Pressure Tanks	0	0	0	0	0	0.00%	0
331	Transmission and Distribution Mains	3,492,098	182	0	3,492,280	0	3.16%/5%	110,699
333	Services	697,218	13,601	0	710,819	0	3.16%/5%	22,268
334	Meters and Meter Installations	609,255	13,353	0	622,608	0	3.16%/5%	19,521
335	Hydrants	225,923	0	0	225,923	0	3.16%	7,138
336	Backflow Prevention Devices	0	0	0	0	0	0.00%	0
339	Other Plant and Misc. Equipment	69,003	103,465	0	172,468	0	3.16%	2,481
340	Office Furniture and Equipment	126,319	11,124	0	137,443	0	3.16%	4,153
340.1	Computer & Software	0	0	0	0	0	0.00%	0
341	Transportation Equipment	163,148	27,048	0	190,196	0	3.16%	5,030
342	Stores Equipment	0	0	0	0	0	0.00%	0
343	Tools, Shop and Garage Equipment	48,503	672	0	49,175	0	3.16%	1,543
344	Laboratory Equipment	0	0	0	0	0	0.00%	0
345	Power Operated Equipment	48,466	0	0	48,466	0	3.16%	1,532
346	Communication Equipment	11,382	72	0	11,454	0	3.16%	361
347	Miscellaneous Equipment	0	0	0	0	0	0.00%	0
348	Other Tangible Plant	0	0	0	0	0	0.00%	0
	Subtotal	\$7,933,450	\$169,516	\$0	\$8,102,966	\$166,336		\$247,642

Contribution(s) in Aid of Construction (Gross)	\$3,647,821
Less: Non Amortizable Contribution(s)	301,760
Fully Amortized Contribution(s)	0
Amortizable Contribution(s)	\$3,346,061
Times: Proposed Amortization Rate	3.12%
Amortization of CIAC	\$34,800
Less: Amortization of CIAC	\$34,800
DEPRECIATION EXPENSE	\$212,842

Instructions: Fill out the Grey Cells with the relevant information. Input 0 or none if there is nothing recorded in that account or there is no applicable information to report.

Big Park Water Company
Annual Report
Balance Sheet Assets
12/31/17

Balance Sheet Assets				
	Assets		Balance at Beginning of Year (2017)	Balance at End of Year (2017)
Account No.	Current and Accrued Assets			
131	Cash		\$123,514	\$97,021
134	Working Funds		0	0
135	Temporary Cash Investments		0	0
141	Customer Accounts Receivable		84,992	93,043
146	Notes Receivable from Associated Companies		12,969	26,334
151	Plant Material and Supplies		13,104	14,673
162	Prepayments		7,183	11,016
174	Miscellaneous Current and Accrued Assets		278,540	272,104
	Total Current and Accrued Assets		\$520,302	\$514,190
Account No.	Fixed Assets			
101	Utility Plant in Service*		\$7,933,450	\$8,102,966
103	Property Held for Future Use		0	0
105	Construction Work in Progress		0	382
108	Accumulated Depreciation (enter as negative)*		(4,131,561)	(4,357,829)
121	Non-Utility Property		1,307	1,010
122	Accumulated Depreciation - Non Utility		0	0
	Total Fixed Assets		\$3,803,196	\$3,746,529
	Total Assets		\$4,323,498	\$4,260,718

Instructions: Fill out the Grey Cells with the relevent information. Input 0 or none if there is nothing recorded in that account or there is no applicable information to report.

*Note these items feed automatically from AR3 UPIS Page 3

Big Park Water Company
Annual Report
Balance Sheet Liabilities and Owners Equity

Balance Sheet Liabilities and Owners Equity				
	Liabilities		Balance at Beginning of Year (2017)	Balance at End of Year (2017)
Account No.	Current Liabilities			
231	Accounts Payable		\$53,479	\$56,303
232	Notes Payable (Current Portion)		109,758	264,196
234	Notes Payable to Associated Companies		0	0
235	Customer Deposits		23,171	20,466
236	Accrued Taxes		137,254	81,192
237	Accrued Interest		0	0
242	Miscellaneous Current and Accrued Liabilities		13,087	13,046
	Total Current Liabilities		\$336,749	\$435,202
	Long Term Debt			
224	Long Term Debt (Notes and Bonds)		\$327,014	\$309,506
	Deferred Credits			
251	Unamortized Premium on Debt		\$0	\$0
252	Advances in Aid of Construction		408,103	422,998
255	Accumulated Deferred Investment Tax Credits		0	0
271	Contributions in Aid of Construction		3,616,751	3,647,821
272	Less: Amortization of Contributions		(604,164)	(638,964)
281	Accumulated Deferred Income Tax		159	312
	Total Deferred Credits		\$3,420,849	\$3,432,167
	Total Liabilities		\$4,084,612	\$4,176,876
	Capital Accounts			
201	Common Stock Issued		\$10,000	\$10,000
211	Other Paid-In Capital		143,962	143,962
215	Retained Earnings		84,924	(70,120)
218	Proprietary Capital (Sole Props and Partnerships)		0	0
	Total Capital		\$238,886	\$83,842
	Total Liabilities and Capital		\$4,323,498	\$4,260,718

Instructions: Fill out the Grey Cells with the relevant information. Input 0 or none if there is nothing recorded in that account or there is no applicable information to report.

Note: Total liabilities and Capital must match total assets for the beginning and end of the year!

Big Park Water Company
Annual Report
Water Comparative Income Statement
12/31/17

Water Comparative Income Statement			
Account No.	Calendar Year	Current Year 01/01/2017 - 12/31/2017	Last Year 01/01/2016 - 12/31/2016
	Operating Revenue		
461	Metered Water Revenue	\$1,368,100	\$1,352,244
460	Unmetered Water Revenue	0	0
462	Fire Protection Revenue	0	0
469	Guaranteed Revenues (Surcharges)	0	0
471	Miscellaneous Service Revenues	15,214	15,694
474	Other Water Revenue	1,201	1,200
	Total Revenues	\$1,384,514	\$1,369,137
	Operating Expenses		
601	Salaries and Wages	\$543,515	\$657,315
604	Employee Pensions and Benefits	25,876	28,743
610	Purchased Water	0	0
615	Purchased Power	124,444	118,080
618	Chemicals	0	0
620	Materials and Supplies	0	0
620.1	Repairs and Maintenance	134,210	112,225
620.2	Office Supplies and Expense	47,388	38,937
630	Contractual Services	0	0
631	Contractual Services -Engineering	69,300	81,900
632	Contractual Services - Accounting	8,818	5,759
633	Contractual Services - Legal	1,341	0
634	Contractual Services - Management Fees	0	0
635	Contractual Services - Water Testing	10,755	673
636	Contractual Services - Other	0	0
640	Rents	24,000	24,000
641	Rental of Building/Real Property	0	0
642	Rental of Equipment	0	0
650	Transportation Expenses	20,615	18,405
657	Insurance - General Liability	19,218	20,338
657.1	Insurance - Health and Life	51,013	56,937
665	Regulatory Commission Expense - Rate	5,198	4,867
670	Bad Debt Expense	937	1,586
675	Miscellaneous Expense	45,076	27,903
403	Depreciation Expense (From Schedule AR4)	212,842	211,955
408	Taxes Other Than Income	48,500	49,694
408.11	Property Taxes	50,640	51,734
409	Income Taxes	(18,963)	(23,312)
427.1	Customer Security Deposit Interest	0	0
	Total Operating Expenses	\$1,424,722	\$1,487,739
	Operating Income / (Loss)	(\$40,208)	(\$118,601)
	Other Income / (Expense)		
419	Interest and Dividend Income	\$434	\$876
421	Non-Utility Income	1,866	1,542
426	Miscellaneous Non-Utility (Expense)	(386)	(429)
427	Interest (Expense)	(23,040)	8,099
	Total Other Income / (Expense)	(\$21,125)	\$10,088
	Net Income / (Loss)	(\$61,333)	(\$108,513)

Instructions: Fill out the Grey Cells with the relevent information. Input 0 or none if there is nothing recorded in that account or there is no applicable information to report.

Supplemental Financial Data (Long-Term Debt)				
	Loan #1	Loan #2	Loan #3	Loan #4
Date Issued	11/12/2010	none	none	none
Source of Loan	WIFA	none	none	none
ACC Decision No.	71793	none	none	none
Reason for Loan	Arsenic Remediation	none	none	none
Dollar Amt. Issued	\$415,000	none	none	none
Amount Outstanding	\$327,014	none	none	none
Date of Maturity	11/1/2030	none	none	none
Interest Rate	4.20%	none	none	none
Current Year Interest	\$13,702	none	none	none
Current Year Principal	\$17,507	none	none	none

Meter Deposit Balance at Test Year End:	\$79,088
---	----------

Meter Deposits Refunded During the Test Year:	\$9,284
---	---------

List all bonds, notes, loans, and other types of indebtedness in which the proceeds were used in the provision of public utility service. Indebtedness incurred for personal uses by the owner of the utility should not be listed. Input 0 or none if there is nothing to report for that cell.

Water Utility Plant Description

Name of the System:
 ADEQ Public Water System Number:

WELLS								
ADWR ID No *	Pump Horsepower	Pump Yield (gpm)	Casing Depth (feet)	Casing Diameter (inches)	Pump Motor Type **	Meter Size (inches)	Year Drilled	Arsenic Level (mg/L)
55-603676	25	131	750	8	Submersible	3	1979	0.0076
55-606686	30	225	500	8	Submersible	3	1968	0.0043
55-606687	40	250	610	6	Submersible	3	1973	0.0075
55-636197	40	158	581	6	Submersible	3	1971	0.0079
55-512562	125	504	820	12	Turbine	8	1986	0.0095
55-616669	15	40	625	8	Submersible	3	1963	NA
55-805060	5	36	610	8	Submersible	1.5	1955	NA
NA	NA	NA	NA	NA	NA	NA	NA	NA
NA	NA	NA	NA	NA	NA	NA	NA	NA
NA	NA	NA	NA	NA	NA	NA	NA	NA
NA	NA	NA	NA	NA	NA	NA	NA	NA
NA	NA	NA	NA	NA	NA	NA	NA	NA
NA	NA	NA	NA	NA	NA	NA	NA	NA
NA	NA	NA	NA	NA	NA	NA	NA	NA
NA	NA	NA	NA	NA	NA	NA	NA	NA
NA	NA	NA	NA	NA	NA	NA	NA	NA
NA	NA	NA	NA	NA	NA	NA	NA	NA
NA	NA	NA	NA	NA	NA	NA	NA	NA

OTHER WATER SOURCES		
Name or Description	Capacity (gpm)	Gallons Purchased or Obtained (in thousands)
none	na	na
none	na	na

BOOSTER PUMPS		
Horsepower	GPM	Quantity
25, 15	unk	5, 3
10, 7.5	unk	1, 2
5	unk	3
0.75	unk	3

FIRE HYDRANTS	
Type	Quantity
Standard ***	277
Other	0

STORAGE TANKS		
Capacity	Material	Quantity
330,000	steel	1
178,000	steel	1
50,000, 44,000	steel	2, 1

PRESSURE/BLADDER TANKS	
Capacity	Quantity
10,000	1
5,000	2
1000, 500	2, 1

Instructions: Fill out the Grey Cells with the relevant information. Input 0 or none if there is nothing recorded in that account or there is no applicable information to report. Copy and paste this sheet as many times as is necessary.

* Arizona Department of Water Resources ("ADWR") well identification number. For example 55-XXXXXX.

** Pump motor type, turbine or submersible.

*** A standard fire hydrant has two 2.5 inch hose connection nozzles with 7.5 threads per inch, and one 4.5 inch pumper connection nozzle with 4 threads per inch.

Water Utility Plant Description (Continued)			CUSTOMER METERS	
MAINS			Size (inches)	Quantity
Sizes (inches)	Material	Length (feet)		
2	PVC	9,264	5/8 X 3/4	2,593
3	NA	0	3/4	159
4	PVC	25,384	1	253
5	NA	0	1 1/2	8
6	PVC/DIP	162,950	Compound 2	4
8	PVC/DIP	53,516	Turbine 2	46
10	NA	0	Compound 3	0
12	NA	0	Turbine 3	7
NA	NA	NA	Compound 4	4
NA	NA	NA	NA	NA
NA	NA	NA	NA	NA
NA	NA	NA	NA	NA
NA	NA	NA	NA	NA
NA	NA	NA	NA	NA
NA	NA	NA	NA	NA
NA	NA	NA	NA	NA
NA	NA	NA	NA	NA
NA	NA	NA	NA	NA

For the following three items, list the utility owned assets in each category for each system.

TREATMENT EQUIPMENT:	2 - 180 gpm Arsenic Treatment plant (absorption); 2 - 250 gpm Arsenic Treatment plant(absorption); 1-550 gpm Arsenic Treatment plant (absorption)
STRUCTURES:	4 - Block wall fences; 3 - chain link fences; 2 - pump houses; 1 - storage shed; 2 - booster pump vaults; 8 - pressure reducing vaults; 1 - 8' x 10' metal building; 2 - 10' x 25' metal buildings
OTHER:	250 Kw generator - 1; test pump tank & trailer - 1; pressure washer tank - 1; Dodge Ram - 1; Honda Pioneer - 1; Polaris Ranger - 1; John Deere backhoe - 1; Chevy Silverado - 2; Ford F-150 - 1; Chevy Equinox - 1; Load King Dump trailer - 1; misc. tools; VFD - 2; SCADA System

Instructions: Fill out the Grey Cells with the relevant information. Input 0 or none if there is nothing recorded in that account or there is no applicable information to report. Copy and paste this sheet as many times as is necessary.

Water Use Data Sheet							
Name of the System:		Big Park Water Company					
ADEQ Public Water System Number:		13-012					
Month	Number of Customers	Gallons Sold (thousands) ¹	Gallons Pumped (thousands) ²	Gallons Purchased (thousands) ³	Estimated Gallons Authorized Use (thousands) ⁴	Purchased Power Expense ⁵	Purchased Power (kWh) ⁶
January	3,120	21,561	13,458	0	0	\$8,148	75,399
February	3,120	12,974	13,721	0	0	7,650	71,929
March	3,123	13,919	15,426	0	0	9,284	90,571
April	3,123	22,175	24,150	0	0	9,615	90,782
May	3,123	19,412	22,098	0	0	10,663	103,983
June	3,126	28,615	31,321	0	0	11,379	111,246
July	3,129	25,328	24,368	0	0	13,145	134,770
August	3,132	19,455	19,901	0	0	10,380	98,982
September	3,136	26,159	27,330	0	0	11,648	105,995
October	3,138	20,664	21,388	0	0	11,086	99,793
November	3,138	21,001	26,871	0	0	10,715	96,066
December	3,138	20,064	16,735	0	0	10,731	96,298
Totals		251,326	256,766	0	0	\$124,444	1,175,814

If the system has fire hydrants, what is the fire flow requirements? GPM for hrs.

Does the system have chlorination treatment?

Is the Water Utility located in an ADWR Active Management Area (AMA)?
 If yes, which AMA?

Does the Company have an ADWR Gallons Per Capita Per Day (GPCPD) requirement?
 If yes, provide the GPCPD amount:

If applicable, in the space below please provide a description for all un-metered water use along with amounts:

Instructions: Fill out the Grey Cells with the relevent information. Input 0 or none if there is nothing recorded in that account or there is no applicable information to report.

- 1 Gallons sold - Total gallons from customer meters, and other sold gallons such as Construction water.
- 2 Gallons pumped - Total gallons from pumped sources.
- 3 Gallons purchased - Total gallons purchased from other sources.
- 4 Estimated gallons authorized use - Total estimated gallons from authorized metered or unmetered use. Authorized use such as flushing (mains, services and hydrants) draining/cleaning tanks, process, construction, fire fighting, etc.
- 5 Enter the total purchased power costs for the power meters associated with this system.
- 6 Enter the total purchased kWh used by the power meters associated with this system.

Big Park Water Company
 Annual Report
 Utility Shutoffs / Disconnects
 12/31/17

ADEQ System No. :	13-012
-------------------	--------

Utility Shutoffs / Disconnects			
Month	Termination without Notice R14-2-410.B	Termination with Notice R14-2-410.C	Other
January	0	5	0
February	0	10	0
March	0	3	0
April	0	3	0
May	0	10	0
June	0	4	0
July	0	6	0
August	0	5	0
September	0	3	0
October	0	9	0
November	0	1	0
December	0	1	0
Total	0	60	0

Other (description):

N/A

Instructions: Fill out the Grey Cells with the relevant information. Input 0 or none if there is nothing recorded in that account or there is no applicable information to report.

Big Park Water Company
Annual Report
Property Taxes
12/31/17

Property Taxes	
Amount of actual property taxes paid during Calendar Year 2017 was	\$51,159

If no property taxes paid, explain why.
N/A

Instructions: Fill out the Grey Cells with the relevent information. Input 0 or none if there is nothing recorded in that account or there is no applicable information to report.



Verification and Sworn Statement (Taxes)

Verification: State of Arizona I, the undersigned of the
(state name)

County of (county name): Yavapai
Name (owner or official) title: Steve Gudovic
Company name: Big Park Water Company

DO SAY THAT THIS ANNUAL UTILITY PROPERTY TAX AND SALES TAX REPORT TO THE ARIZONA CORPORATION COMMISSION.

FOR THE YEAR ENDING: 12/31/17

HAS BEEN PREPARED UNDER MY DIRECTION, FROM THE ORIGINAL BOOKS, PAPERS AND RECORDS OF SAID UTILITY; THAT I HAVE CAREFULLY EXAMINED THE SAME, AND DECLARE THE SAME TO BE A COMPLETE AND CORRECT STATEMENT OF BUSINESS AND AFFAIRS OF SAID UTILITY FOR THE PERIOD COVERED BY THIS REPORT IN RESPECT TO EACH AND EVERY MATTER AND THING SET FORTH, TO THE BEST OF MY KNOWLEDGE, INFORMATION AND BELIEF.

Sworn Statement: I HEREBY ATTEST THAT ALL PROPERTY TAXES FOR SAID COMPANY ARE CURRENT AND PAID IN FULL.

I HEREBY ATTEST THAT ALL SALES TAXES FOR SAID COMPANY ARE CURRENT AND PAID IN FULL.


Steve Gudovic
signature of owner/official

928-284-2298
telephone no.

RECEIVED
APR 09 2018

ARIZONA CORP COMMISSION
UTILITIES DIVISION - DIRECTOR'S OFFICE

SUBSCRIBED AND SWORN TO BEFORE ME A NOTARY PUBLIC
IN AND FOR THE COUNTY Maricopa
THIS 5th DAY OF April 2018
MY COMMISSION EXPIRES 3/25/18
(date)



Mary Lynn Gudovic
signature of notary public

Verification and Sworn Statement

Verification:

State of Arizona I, the undersigned of the
(state name)
County of (county name): Yavapai
Name (owner or official) title: Steve Gudovic
Company name: Big Park Water Company

DO SAY THAT THIS ANNUAL UTILITY PROPERTY TAX AND SALES TAX REPORT TO THE ARIZONA CORPORATION COMMISSION.

FOR THE YEAR ENDING: 12/31/17

HAS BEEN PREPARED UNDER MY DIRECTION, FROM THE ORIGINAL BOOKS, PAPERS AND RECORDS OF SAID UTILITY; THAT I HAVE CAREFULLY EXAMINED THE SAME, AND DECLARE THE SAME TO BE A COMPLETE AND CORRECT STATEMENT OF BUSINESS AND AFFAIRS OF SAID UTILITY FOR THE PERIOD COVERED BY THIS REPORT IN RESPECT TO EACH AND EVERY MATTER AND THING SET FORTH, TO THE BEST OF MY KNOWLEDGE, INFORMATION AND BELIEF.

Sworn Statement: IN ACCORDANCE WITH THE REQUIREMENTS OF TITLE 40, ARTICLE 8, SECTION 40-401, ARIZONA REVISED STATUTES, IT IS HEREIN REPORTED THAT THE GROSS OPERATING REVENUE OF SAID UTILITY DERIVED FROM ARIZONA INTRASTATE UTILITY OPERATIONS DURING THE CALENDAR YEAR WAS:

Arizona Intrastate Gross Operating Revenues Only (\$)

\$1,479,607

(The amount in the box above includes

\$88,762 in sales taxes

billed or collected)

RECEIVED

APR 09 2018

ARIZONA CORP COMMISSION
UTILITIES DIVISION - DIRECTOR'S OFFICE

Steve Gudovic
signature of owner/official

928-284-2298

telephone no.

SUBSCRIBED AND SWORN TO BEFORE ME A NOTARY PUBLIC
IN AND FOR THE COUNTY

THIS

5th

DAY OF


Maricopa
(county name)

April 2018
(month) and (year)

MY COMMISSION EXPIRES

3/25/19

(date)



Mary Lynn Gudovic
signature of notary public

Verification and Sworn Statement (Residential Revenue)

Verification:

State of Arizona I, the undersigned of the
(state name)

County of (county name): Steve Gudovic
Name (owner or official) title: 0
Company name: Big Park Water Company

DO SAY THAT THIS ANNUAL UTILITY PROPERTY TAX AND SALES TAX REPORT TO THE ARIZONA CORPORATION COMMISSION.

FOR THE YEAR ENDING: 12/31/17

HAS BEEN PREPARED UNDER MY DIRECTION, FROM THE ORIGINAL BOOKS, PAPERS AND RECORDS OF SAID UTILITY; THAT I HAVE CAREFULLY EXAMINED THE SAME, AND DECLARE THE SAME TO BE A COMPLETE AND CORRECT STATEMENT OF BUSINESS AND AFFAIRS OF SAID UTILITY FOR THE PERIOD COVERED BY THIS REPORT IN RESPECT TO EACH AND EVERY MATTER AND THING SET FORTH, TO THE BEST OF MY KNOWLEDGE, INFORMATION AND BELIEF.

Sworn Statement: IN ACCORDANCE WITH THE REQUIREMENTS OF TITLE 40, ARTICLE 8, SECTION 40-401, ARIZONA REVISED STATUTES, IT IS HEREIN REPORTED THAT THE GROSS OPERATING REVENUE OF SAID UTILITY DERIVED FROM ARIZONA INTRASTATE UTILITY OPERATIONS RECEIVED FROM RESIDENTIAL CUSTOMERS DURING THE CALENDAR YEAR WAS:

Arizona Intrastate Gross Operating Revenues Only (\$)

\$1,252,349

(The amount in the box above includes

\$74,445 in sales taxes
billed or collected)

RECEIVED

APR 09 2018

ARIZONA CORP COMMISSION
UTILITIES DIVISION - DIRECTOR'S OFFICE


Steve Gudovic
signature of owner/official
928-284-2298
telephone no.

SUBSCRIBED AND SWORN TO BEFORE ME A NOTARY PUBLIC,
IN AND FOR THE COUNTY

Maricopa
(county name)

THIS 5th DAY OF April 2018
(month) and (year)

MY COMMISSION EXPIRES 3/25/19
(date)



Mary Lynn Gudovic
(signature of notary public)